



US00D428244S

United States Patent [19] Young

[11] Patent Number: Des. 428,244

[45] Date of Patent: ** Jul. 18, 2000

[54] **SIDE ELEMENT OF A SHOE UPPER**

[75] Inventor: **William Douglas Young**, North Plains, Oreg.

[73] Assignee: **Nike, Inc.**, Beaverton, Oreg.

[**] Term: **14 Years**

[21] Appl. No.: **29/117,137**

[22] Filed: **Jan. 18, 2000**

[51] **LOC (7) Cl.** **02-99**

[52] **U.S. Cl.** **D2/972**

[58] **Field of Search** D2/896, 902, 907,
D2/943, 944, 969, 970, 972, 973; 36/45,
50.1, 51, 77 M, 77 R, 83, 88, 89, 113,
114, 126-130

[56] **References Cited**

U.S. PATENT DOCUMENTS

D. 383,561	9/1997	Tresser	D2/972
D. 386,604	11/1997	Cass	D2/972
D. 398,770	9/1998	Lozano	.	
D. 401,052	11/1998	Lozano	.	
D. 401,756	12/1998	Avar	.	
D. 406,451	3/1999	Lozano	.	
D. 406,452	3/1999	Fogg	.	
D. 407,205	3/1999	Lozano	.	
D. 407,551	4/1999	Doxey	.	
D. 408,124	4/1999	Reynolds	.	
D. 408,980	5/1999	Doxey	.	
D. 415,883	11/1999	Kozo	.	
D. 415,884	11/1999	Kozo	.	
D. 417,775	12/1999	Holmes	.	
D. 417,776	12/1999	Holmes	.	
D. 423,207	4/2000	Selbiger	D2/972

OTHER PUBLICATIONS

“Nike Footwear Catalog” Late Spring 1997, published Sep. 1, 1996 (p. M113), Beaverton, Oregon.

“Nike Footwear Catalog” Fall 1997, published Dec. 1, 1996 (p. M114), Beaverton, Oregon.

“Nike Footwear Catalog” Spring 1999, published Jun. 1, 1998 (p. M37), Beaverton Oregon.

“Nike Footwear Catalog,” Spring 1999, published Jun. 1, 1998 (p. W31), Beaverton, Oregon.

“Nike Footwear Catalog,” Late Spring 1999, published Sep. 1, 1998 (p. M13), Beaverton, Oregon.

“Nike Footwear Catalog,” Fall 1999, published Nov. 1, 1998 (p. M9), Beaverton, Oregon.

“Nike Footwear Catalog,” Spring 2000“*A*”, published Jul. 1, 1999 (p. M25), Beaverton, Oregon.

“Nike Footwear Catalog,” Spring 2000“*B*”, published Jul. 1, 1999 (pp. 39, 50), Beaverton, Oregon.

“Nike Footwear Catalog,” Fall 2000, published Sep. 1, 1999 (p. M5), Beaverton, Oregon.

“Nike Footwear Catalog,” Fall 2000, published Sep. 1, 1999 (pp. 10, 11), Beaverton, Oregon.

Primary Examiner—Dominic Simone

Attorney, Agent, or Firm—Trask Britt

[57] **CLAIM**

The ornamental design for a side element of a shoe upper, as shown and described.

DESCRIPTION

FIG. 1 is a perspective view of a side element of a shoe upper showing my new design;

FIG. 2 is a side elevational view of the side element of a shoe upper shown in FIG. 1;

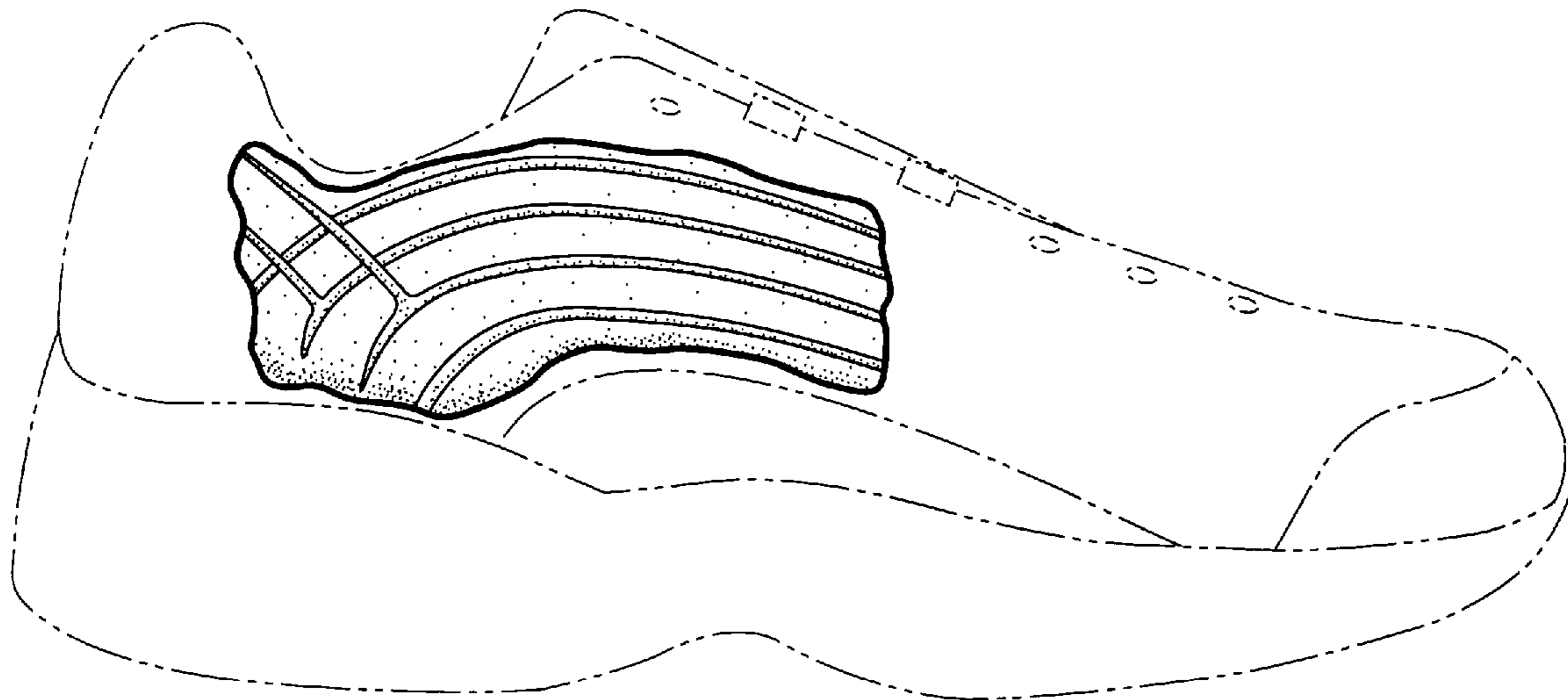
FIG. 3 is a front elevational view of the side element of a shoe upper shown in FIG. 1;

FIG. 4 is a rear elevational view of the side element of a shoe upper shown in FIG. 1; and,

FIG. 5 is a top view of the side element of a shoe upper shown in FIG. 1.

The phantom lines showing a portion of a shoe, in FIGS. 1-5 are for illustrative purposes only and form no part of the claimed design.

1 Claim, 2 Drawing Sheets



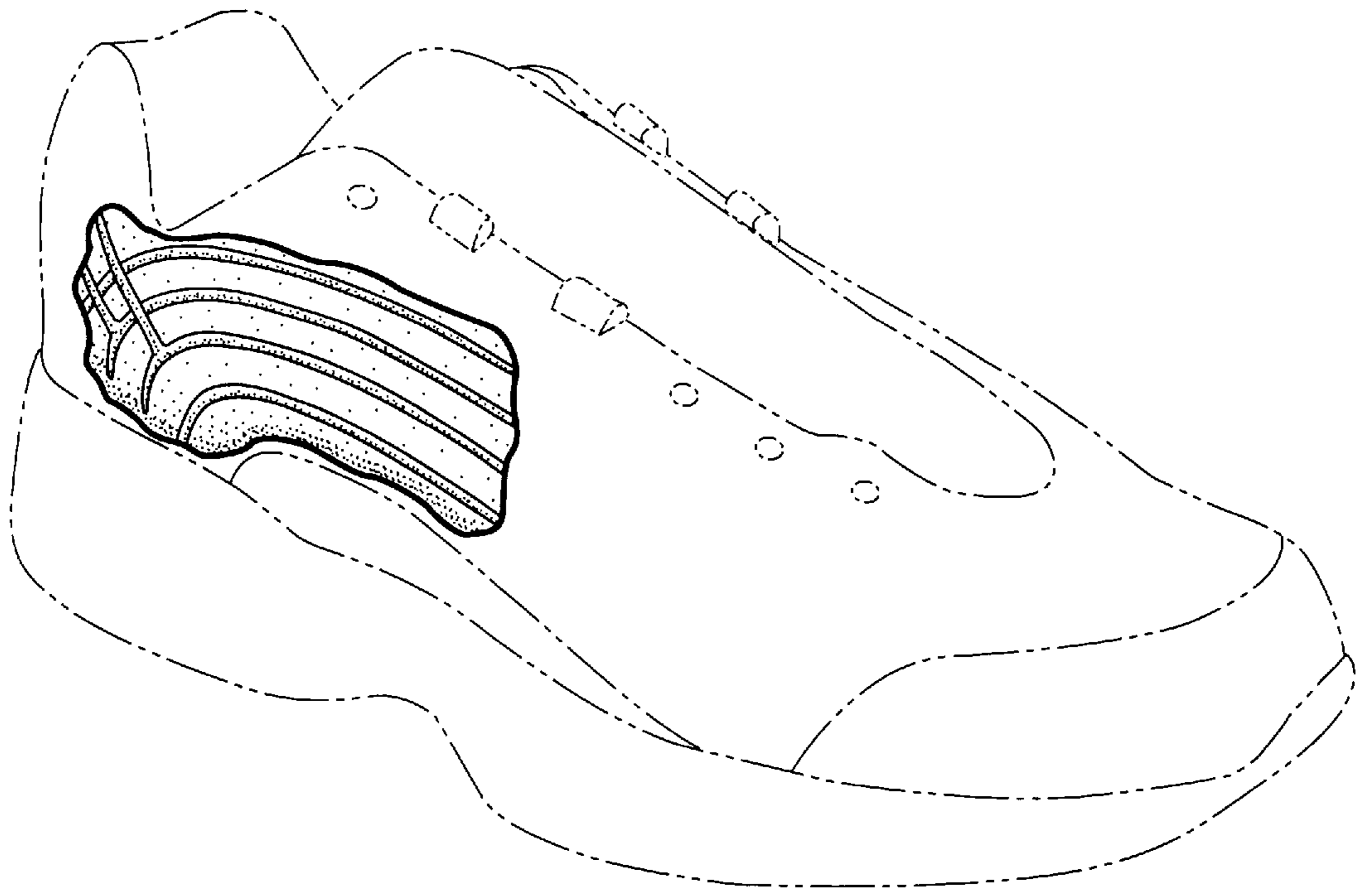


Fig. 1




Fig. 2

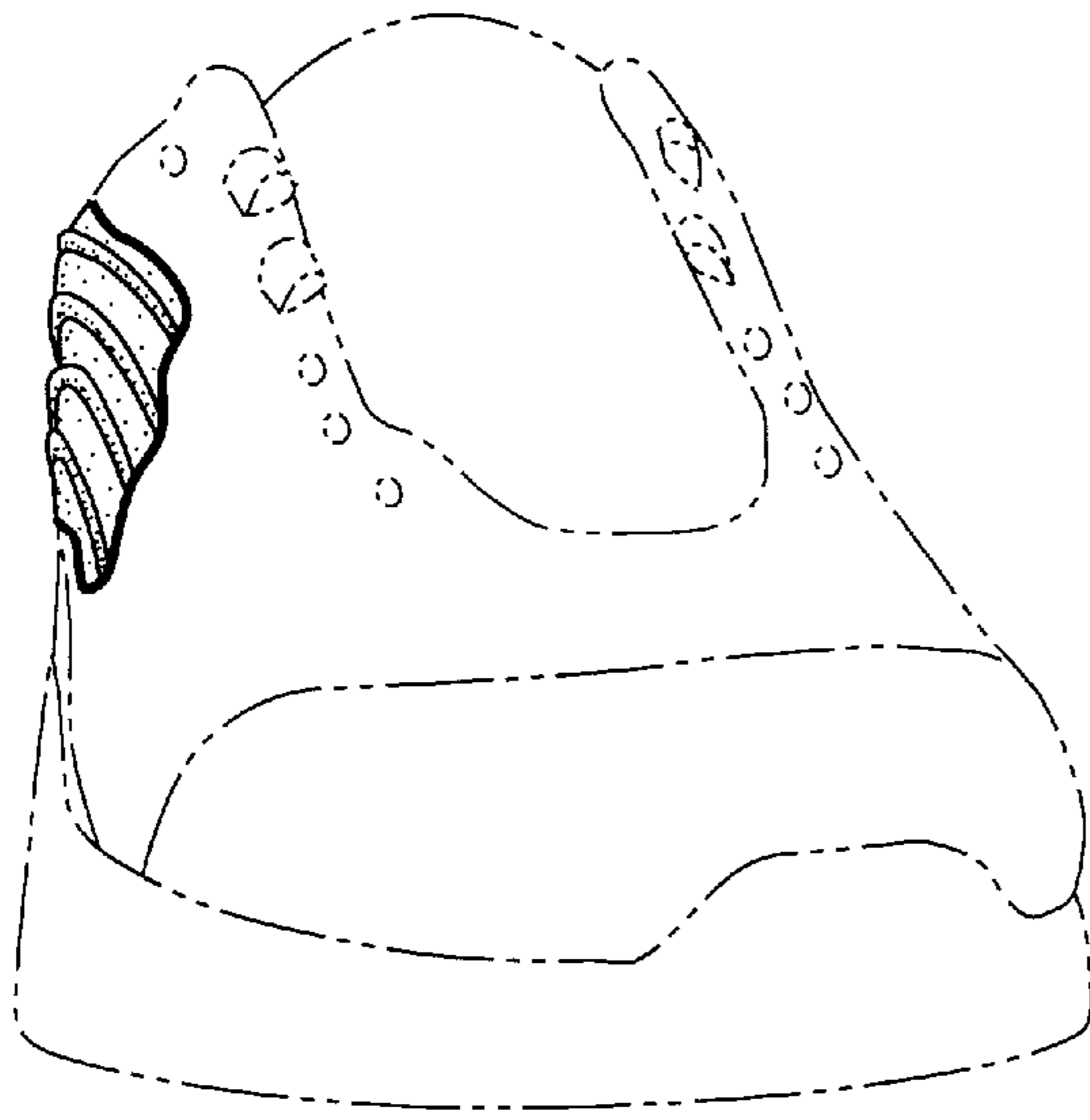


Fig. 3

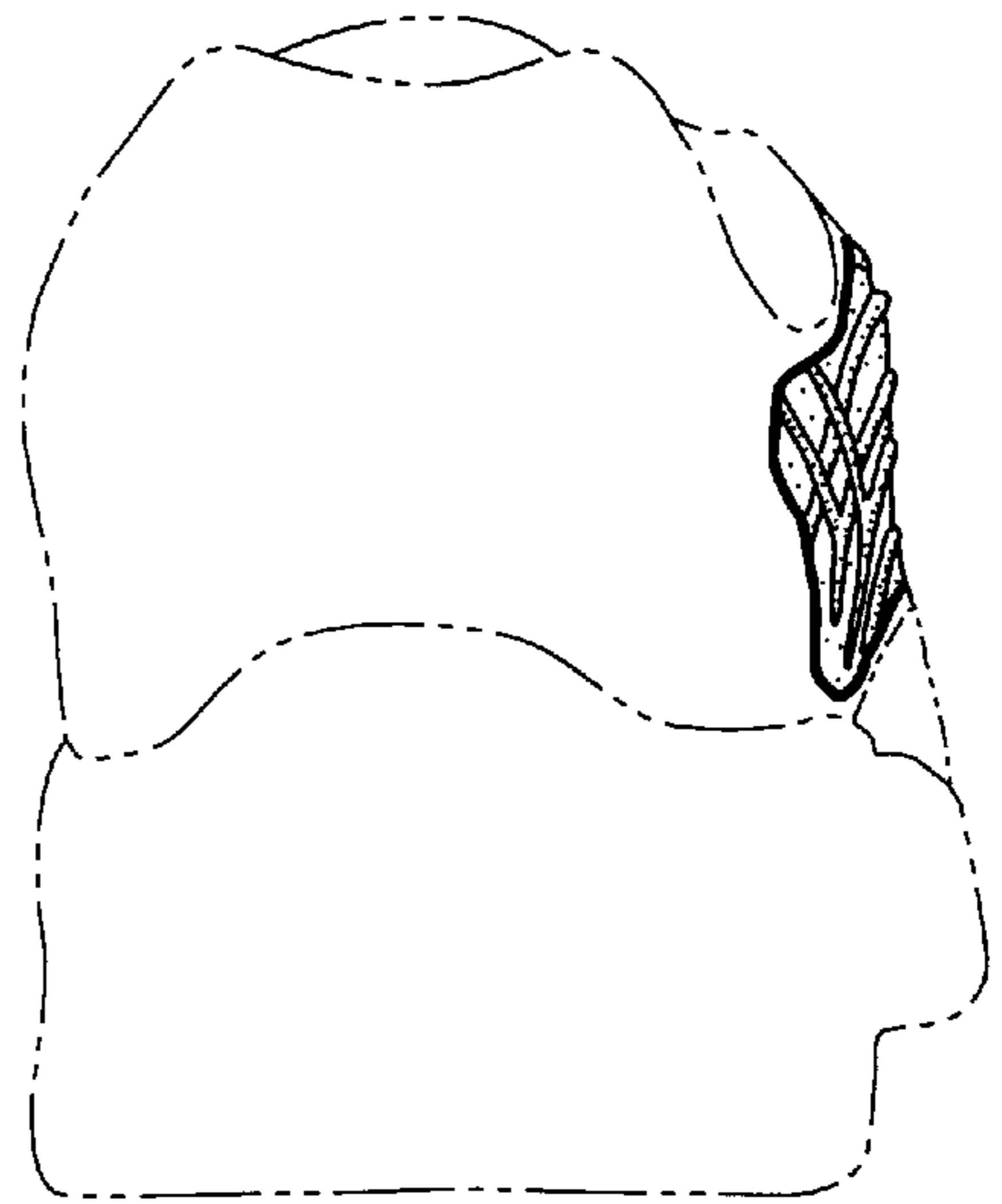


Fig. 4

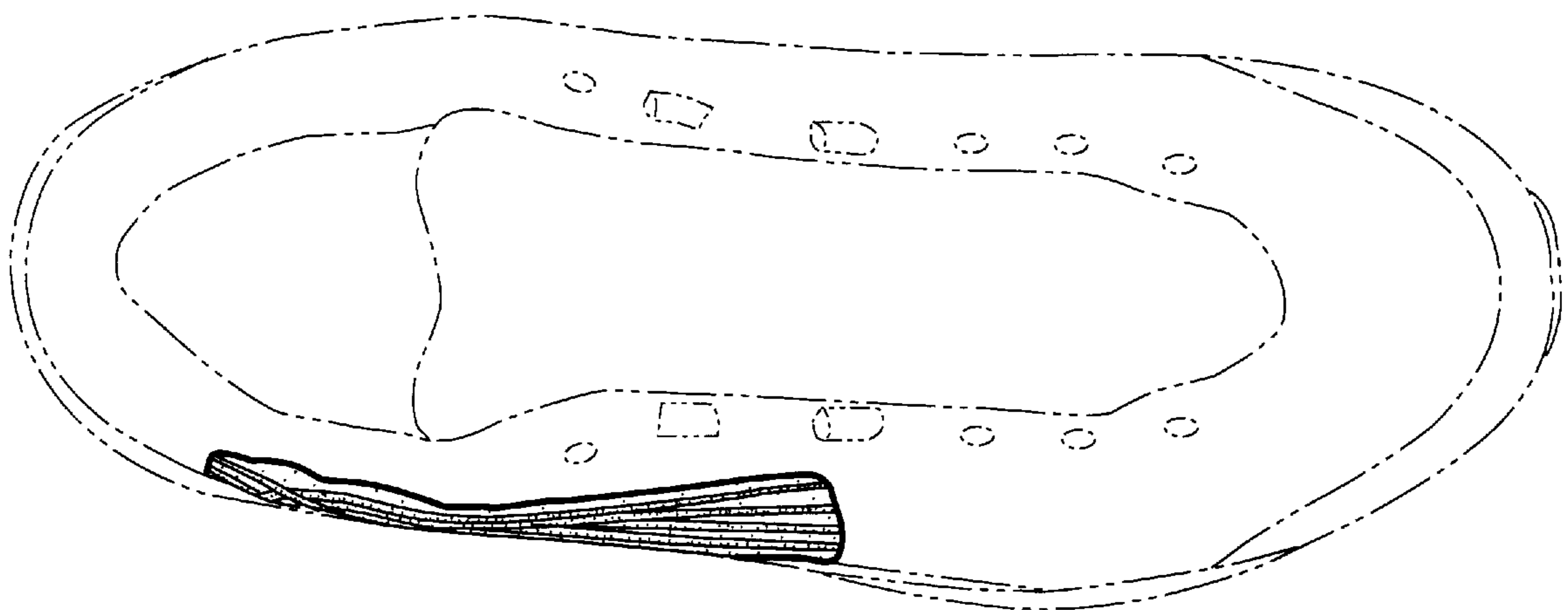


Fig. 5