



US00D428238S

United States Patent [19] Price

[11] **Patent Number: Des. 428,238**
[45] **Date of Patent: ** Jul. 18, 2000**

[54] **FOOTWEAR**

[75] Inventor: **Tull H Price**, Queens Park, Australia

[73] Assignee: **Royal Management Pty Ltd.**, Sydney, Australia

[**] Term: **14 Years**

[21] Appl. No.: **29/102,574**

[22] Filed: **Mar. 26, 1999**

[30] **Foreign Application Priority Data**

Jan. 6, 1999 [AU] Australia 29/99

[51] **LOC (7) Cl.** **02-04**

[52] **U.S. Cl.** **D2/903; D2/907; D2/908; D2/919; D2/951; D2/953**

[58] **Field of Search** D2/969, 970, 971, D2/946-960, 896, 902, 903, 906-910, 913, 916-929; 36/83, 101, 102, 113-116, 126-131, 134, 3 A, 7.1 R, 7.7, 7.5, 7.6, 8.1-8.4, 11, 11.5, 9 R, 10, 45, 50.1

[56] **References Cited**

U.S. PATENT DOCUMENTS

D. 142,432	9/1945	Lissak et al.	D2/918
D. 155,956	11/1949	Wood	D2/969
D. 273,628	5/1984	Huberman et al.	D2/907
D. 280,254	8/1985	Pavon	D2/918
D. 335,570	5/1993	Hatfield et al.	D2/969
D. 336,767	6/1993	Hatfield et al.	D2/969
D. 342,145	12/1993	Yeh	D2/903
D. 352,383	11/1994	Verin	D2/919
369,928	9/1887	Eisenbeis	36/10

D. 384,491	10/1997	Baker et al.	D2/909
D. 401,049	11/1998	Greenberg	D2/969
D. 412,776	8/1999	Biedermann	D2/919
483,246	9/1892	Chantler	36/10
782,445	2/1905	Giles	36/9 R
811,438	1/1906	Rhodes	36/11
1,491,086	4/1924	Dessau	36/8.1
5,280,680	1/1994	Boyle et al.	36/114
5,392,832	2/1995	Bray, Jr. et al.	36/11.5

OTHER PUBLICATIONS

Nike Footwear Catalog, p. 22 Zoom Jasari; p. 125 Air Soc. Moc., Oct. 1997.

Nike Footwear Catalog, p. 25 Aqua Sock and Aqua Sock Classic; p. 29 Air Moc, Izy and Rufus; p. 40 WMNS Air Osaka, Aug. 1999.

Nike Holiday Catalog, p. M42, Team Supreme, Aug. 1999.

Primary Examiner—Stella Reid
Attorney, Agent, or Firm—Birch, Stewart, Kolasch & Birch, LLP


[57] **CLAIM**

Th ornamental design for footwear, as shown and described.

DESCRIPTION

FIG. 1 is a perspective view of footwear showing my new design;
FIG. 2 is a left side elevational view thereof;
FIG. 3 is a top plan view thereof;
FIG. 4 is a front elevational view thereof;
FIG. 5 is a rear elevational view thereof;
FIG. 6 is a right side elevational view thereof; and,
FIG. 7 is an inverted plan view thereof.

1 Claim, 3 Drawing Sheets



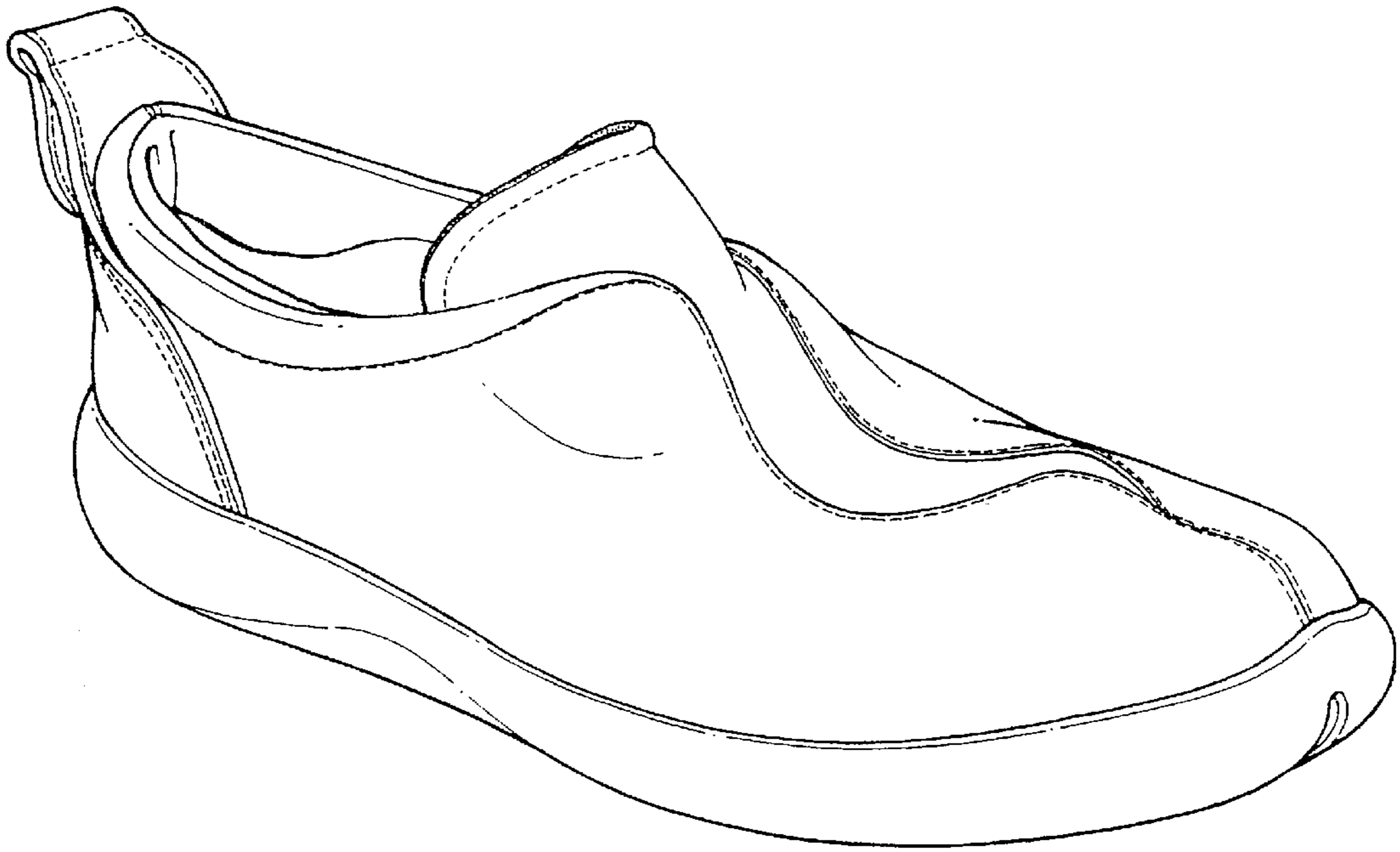


FIG 1.




FIG 2.

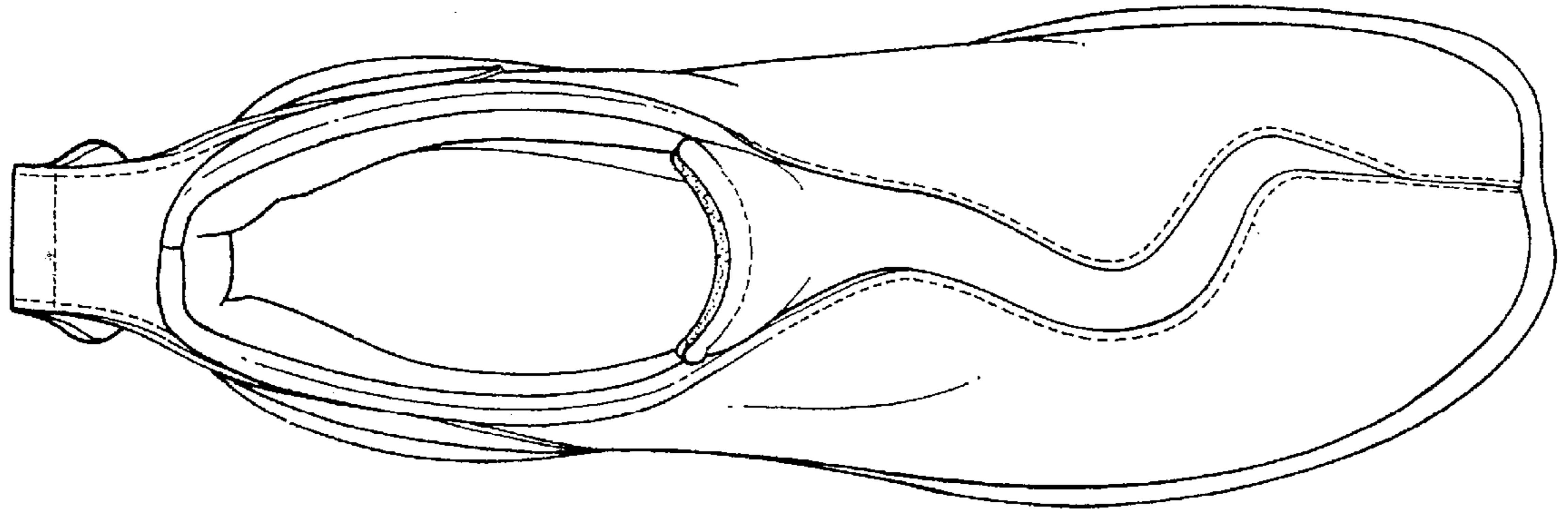


FIG 3.

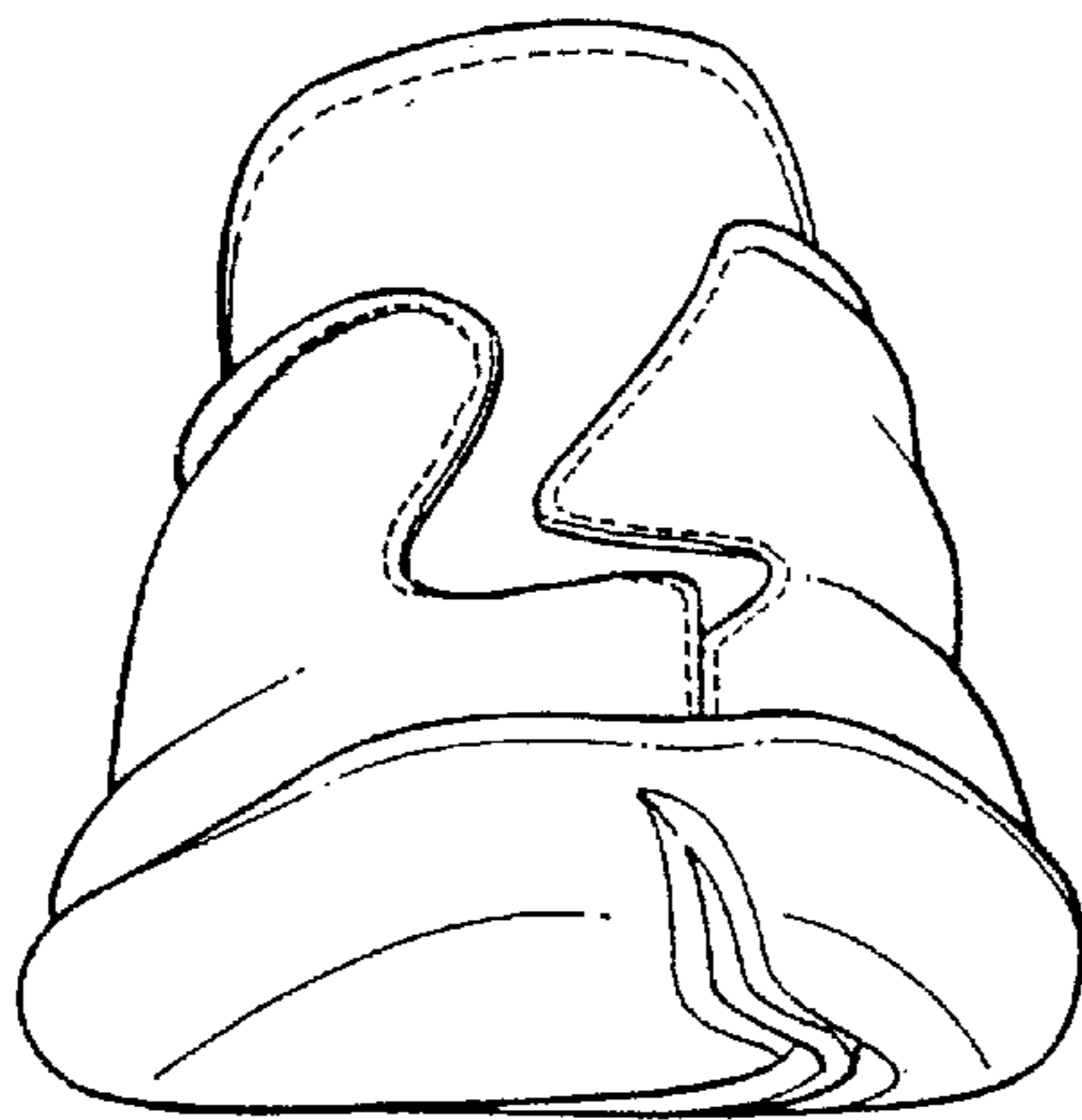


FIG 4.

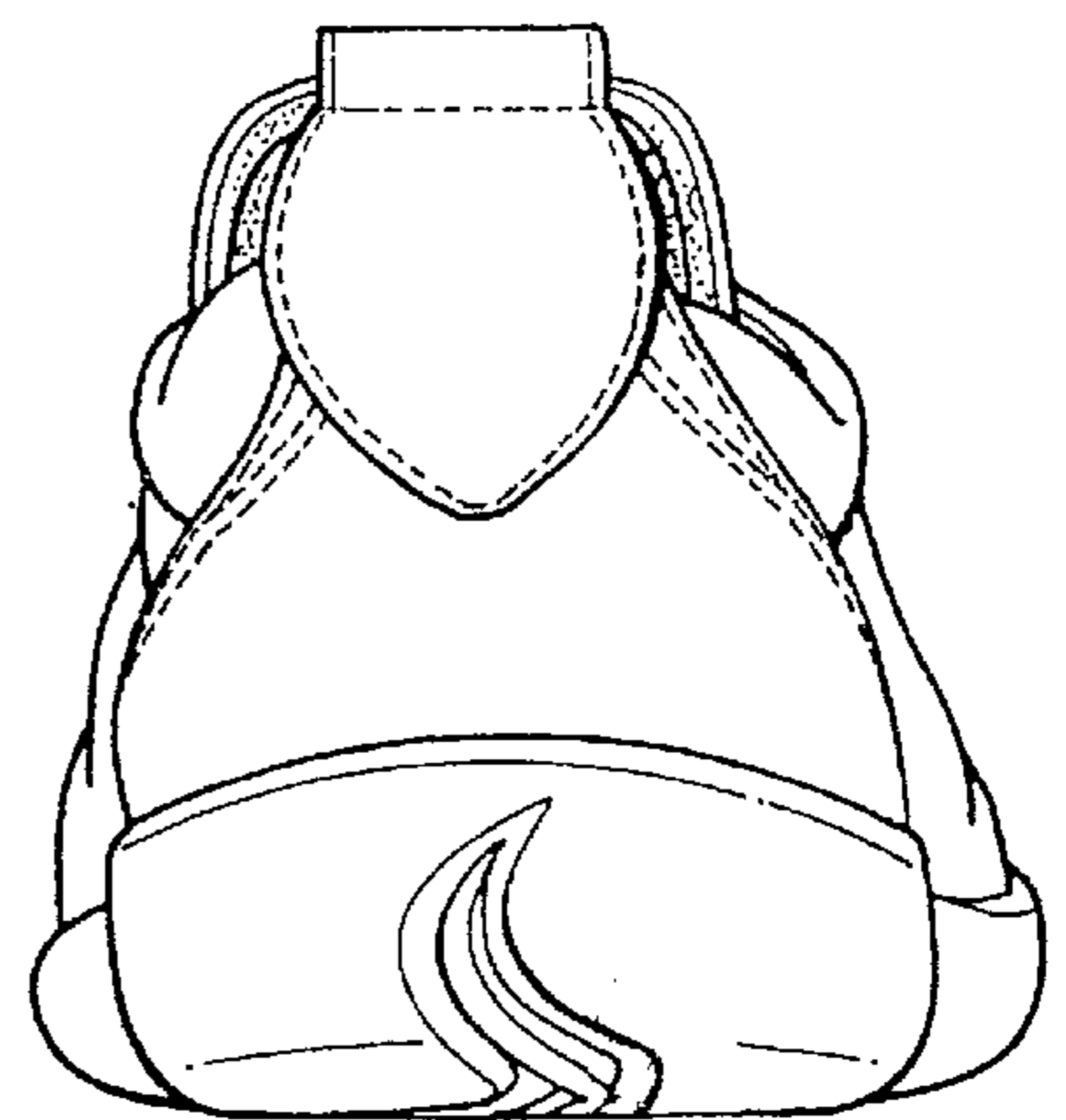


FIG 5.




FIG 6.




FIG 7.