



US00D428229S

United States Patent [19] Olivetti

[11] Patent Number: **Des. 428,229**

[45] Date of Patent: **** Jul. 11, 2000**

[54] **RECYCLING BIN**

[76] Inventor: **Salvatore Olivetti**, 11090 Pine Valley Dr., Kleinberg, Canada, L0J 1C0

[**] Term: **14 Years**

[21] Appl. No.: **29/109,414**

[22] Filed: **Aug. 13, 1999**

[51] **LOC (7) Cl.** **09-09**

[52] **U.S. Cl.** **D34/1**

[58] **Field of Search** D34/1, 5, 6, 7; 220/908, 909, 910, 911; D32/37, 36

[56] **References Cited**

U.S. PATENT DOCUMENTS

D. 330,617	10/1992	Saller	D34/5
D. 330,789	11/1992	Powell	D34/5
D. 349,380	8/1994	Maturino	D34/7
D. 356,419	3/1995	Kamm	D34/7
D. 381,156	7/1997	Kent	D34/1
D. 383,277	9/1997	Peters	D34/1
D. 388,922	1/1998	Peters	D34/1
D. 389,631	1/1998	Peters	D34/1

4,609,117	9/1986	Pamment	220/908 X
4,615,454	10/1986	Verhoog, Jr.	220/908
4,821,903	4/1989	Hayes	220/909
5,072,828	12/1991	Irvine	220/909 X
5,118,037	6/1992	Ekregen	220/909 X
5,873,643	2/1999	Burgess, Jr. et al.	220/908 X

Primary Examiner—Susan J. Lucas
Assistant Examiner—Cynthia Ramirez
Attorney, Agent, or Firm—Eric Fincham

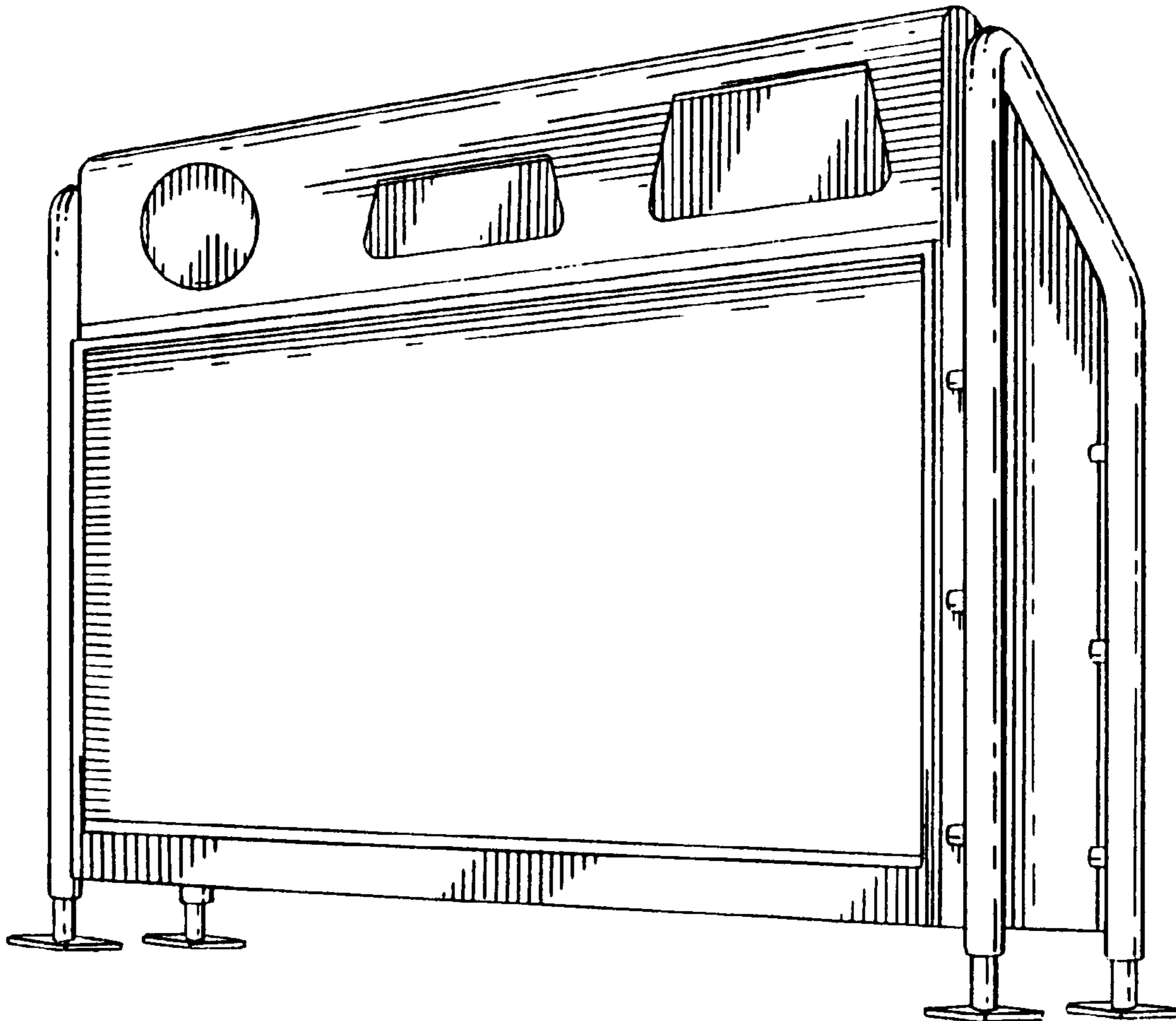
[57] **CLAIM**

An ornamental design for a recycling bin, as shown and described.

DESCRIPTION

FIG. 1 is a front perspective view of the recycling bin; FIG. 2 is a front elevational view thereof; FIG. 3 is a side elevational view thereof as seen from the right hand side of FIG. 1, with the left hand side view being a mirror image thereof; FIG. 4 is a top plan view thereof; and, FIG. 5 is a rear elevational view thereof.

1 Claim, 3 Drawing Sheets



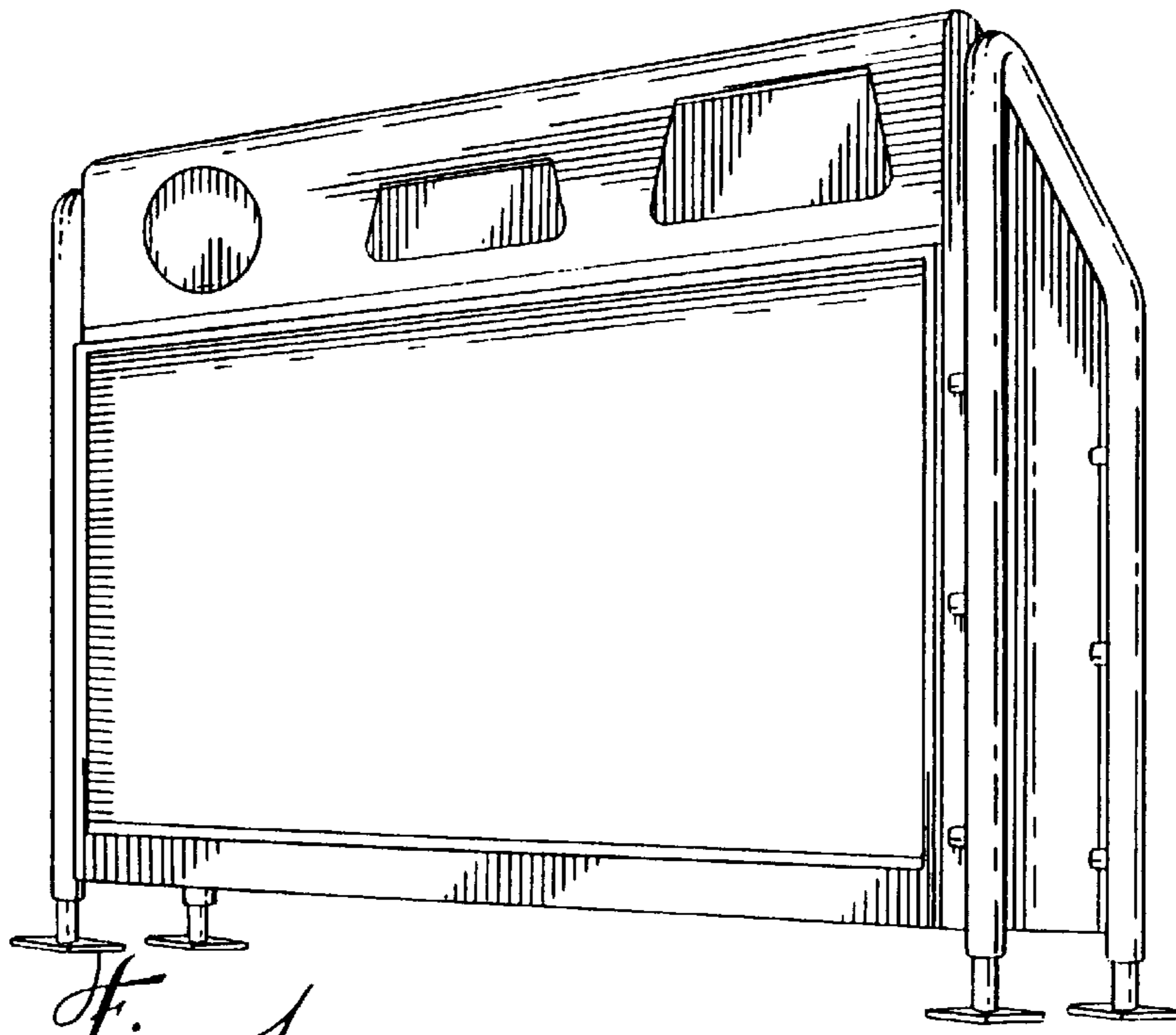


Fig. 1

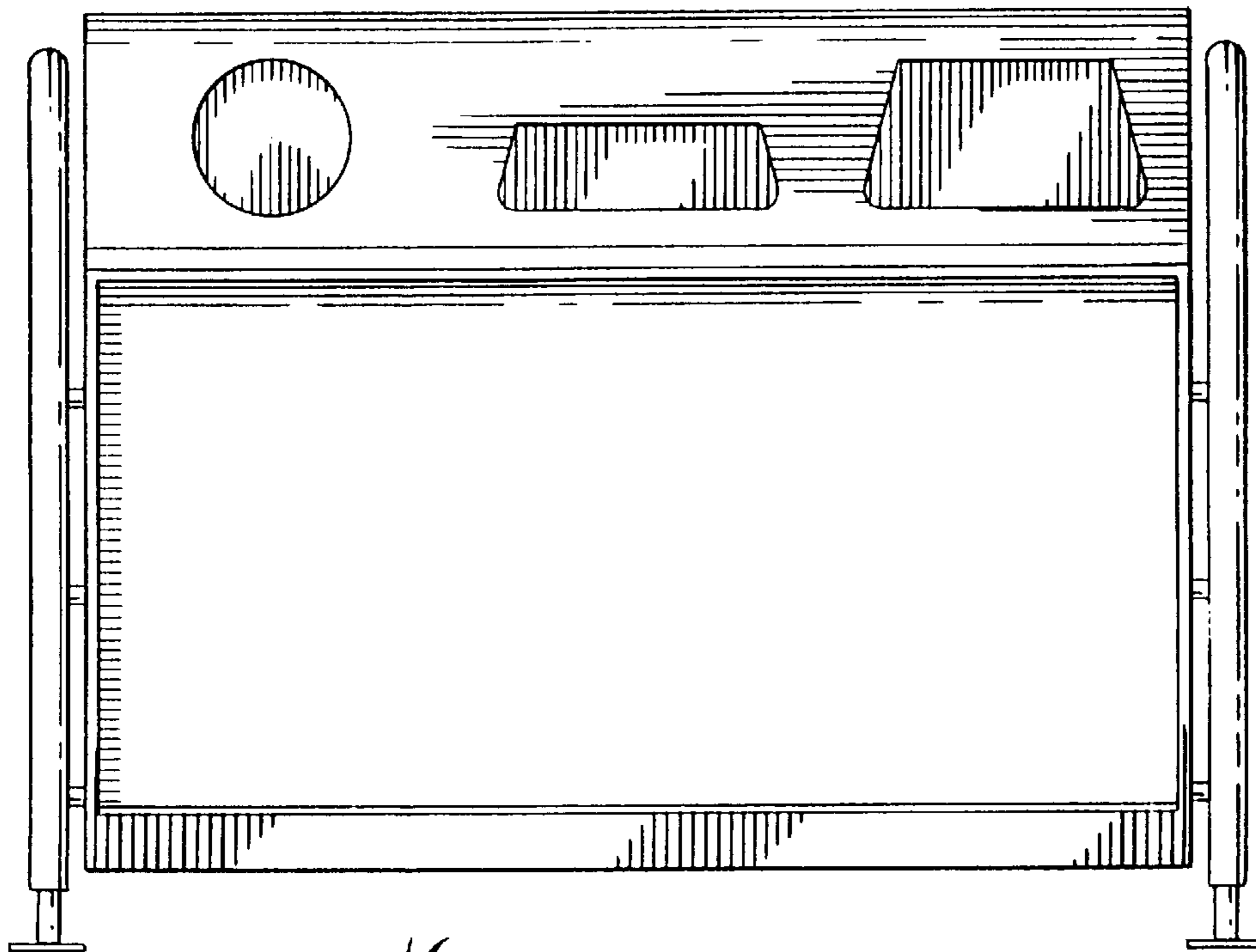


Fig. 2

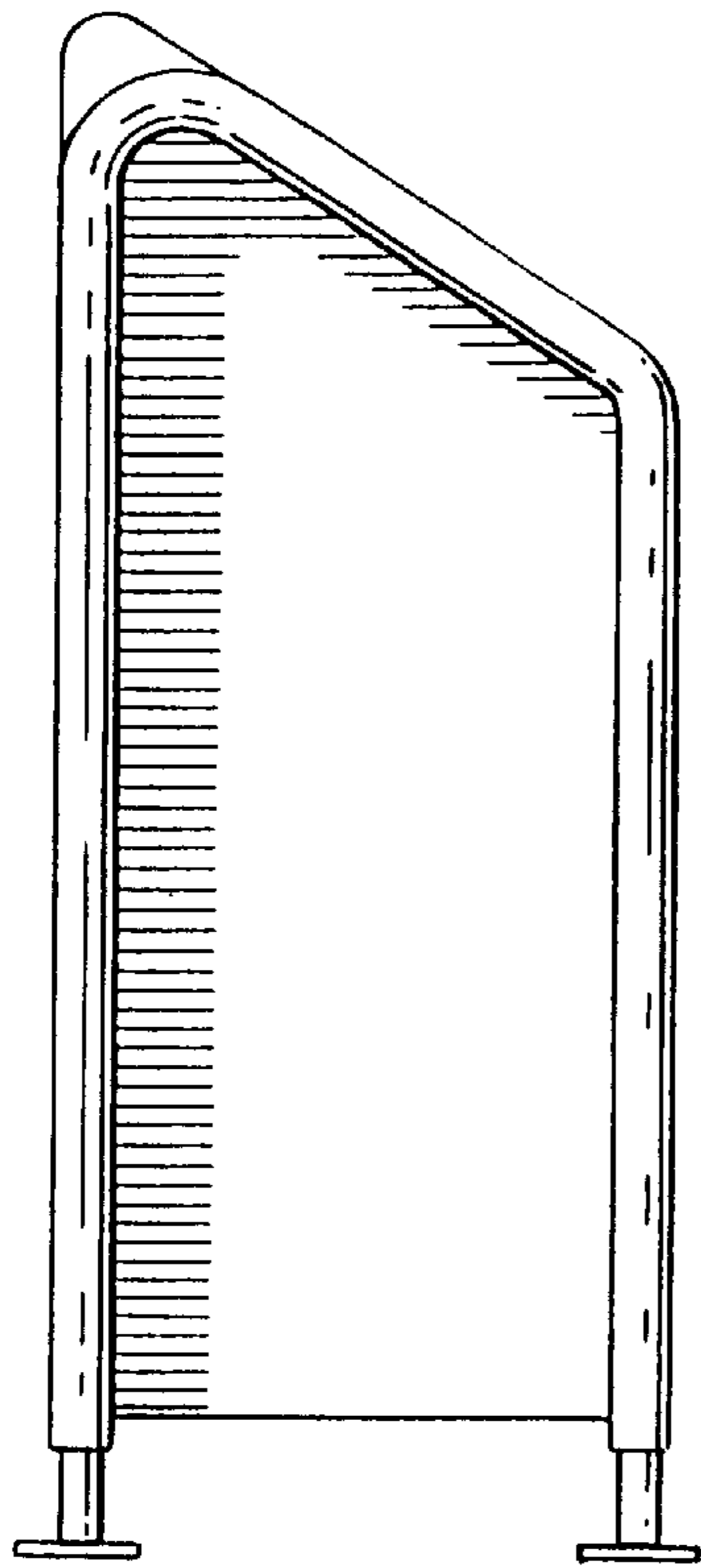


Fig. 3




Fig. 4




Fig. 5