



US00D428224S

United States Patent [19]

Alexander

[11] Patent Number: **Des. 428,224**

[45] Date of Patent: **** Jul. 11, 2000**

[54] **DIPSTICK CLEANER**

[76] Inventor: **Alexandria A. Alexander**, 29004 N. Hwy. 1, Fort Bragg, Calif. 95437

[**] Term: **14 Years**

[21] Appl. No.: **29/085,997**

[22] Filed: **Apr. 2, 1998**

[51] **LOC (7) Cl.** **08-99**

[52] **U.S. Cl.** **D32/35**

[58] **Field of Search** D32/35, 40; 15/220.4, 15/244.1, 210.1

1,916,933	7/1933	Peck	15/220.4
1,951,079	3/1934	Zihlman	15/220.4
2,439,171	4/1948	Kreider	15/220.4
2,470,484	5/1949	Gall	15/220.4
2,659,922	11/1953	Klein	15/220.4
4,374,445	2/1983	Wilson	15/210.1
4,972,543	11/1990	Michaels	15/210.1

Primary Examiner—Susan J. Lucas
Assistant Examiner—Cynthia Ramirez
Attorney, Agent, or Firm—Malcolm B. Wittenberg

[57] CLAIM

The ornamental design for a dipstick cleaner, as shown and described.

[56] References Cited

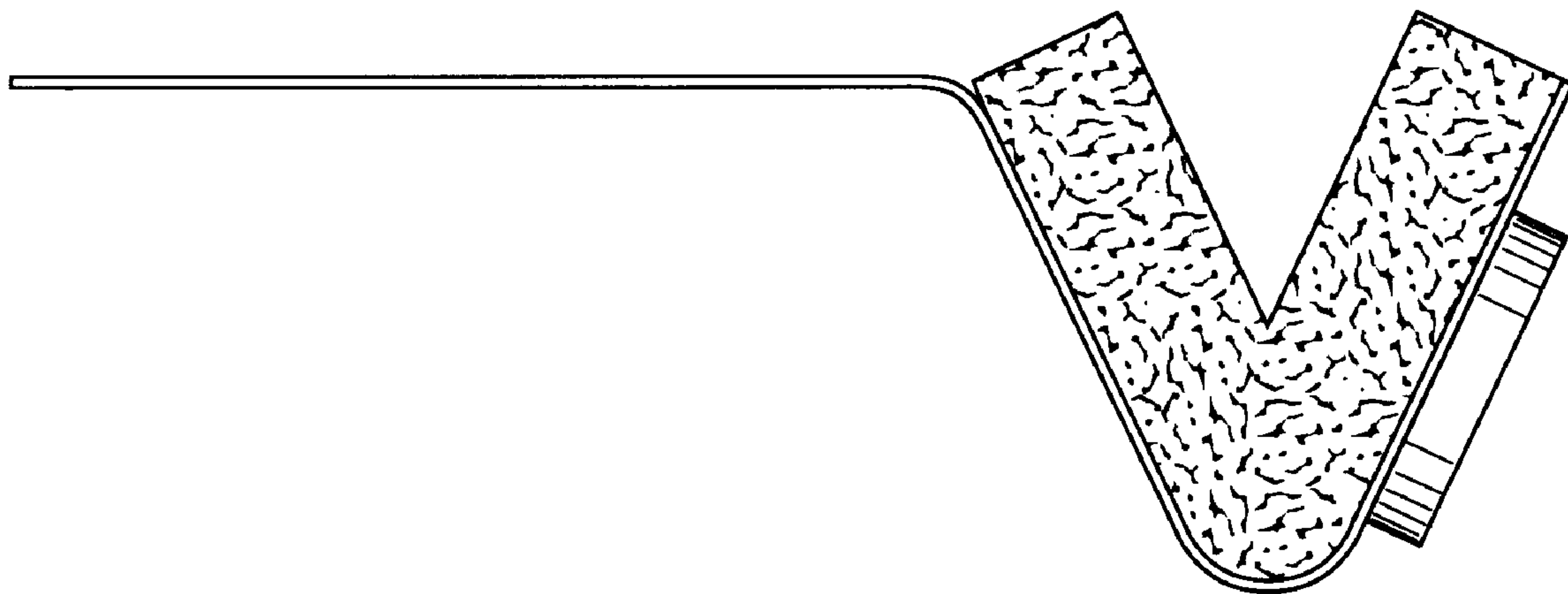
U.S. PATENT DOCUMENTS

D. 81,305	6/1930	Shoemaker	D32/35
D. 195,116	4/1963	Race	D32/35
D. 216,276	12/1969	Smith et al.	D32/35
D. 331,478	12/1992	Hatch	D32/40
D. 340,558	10/1993	Winters	D32/40
D. 343,484	1/1994	Moran et al. .	
D. 350,232	9/1994	Stangarone et al. .	
836,189	11/1906	Hutchinson	15/220.4
1,909,834	5/1933	Juliar	15/220.4

DESCRIPTION

FIG. 1 shows a top plan view of a dipstick cleaner showing my new design;
FIG. 2 shows a bottom plan view;
FIG. 3 shows a left side view;
FIG. 4 shows a right side view;
FIG. 5 shows a rear view; and,
FIG. 6 shows a front view.

1 Claim, 2 Drawing Sheets



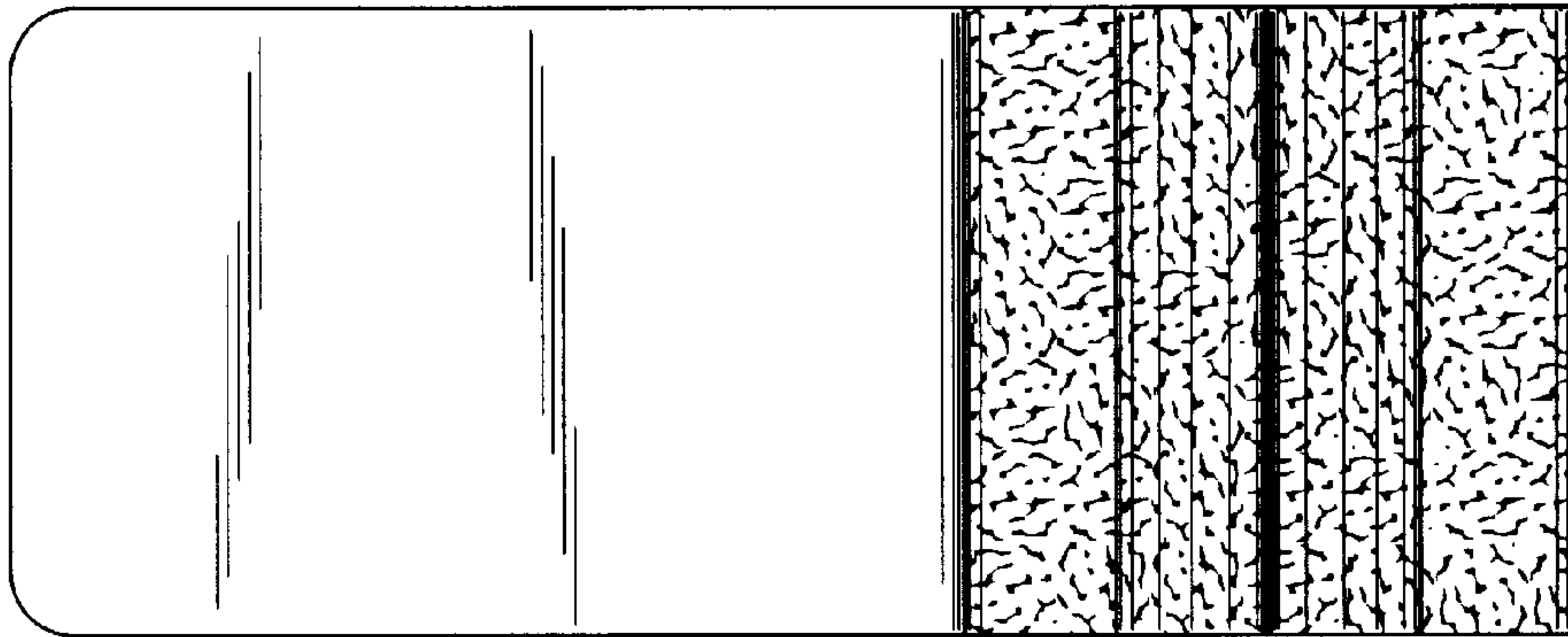


FIG. 1




FIG. 2

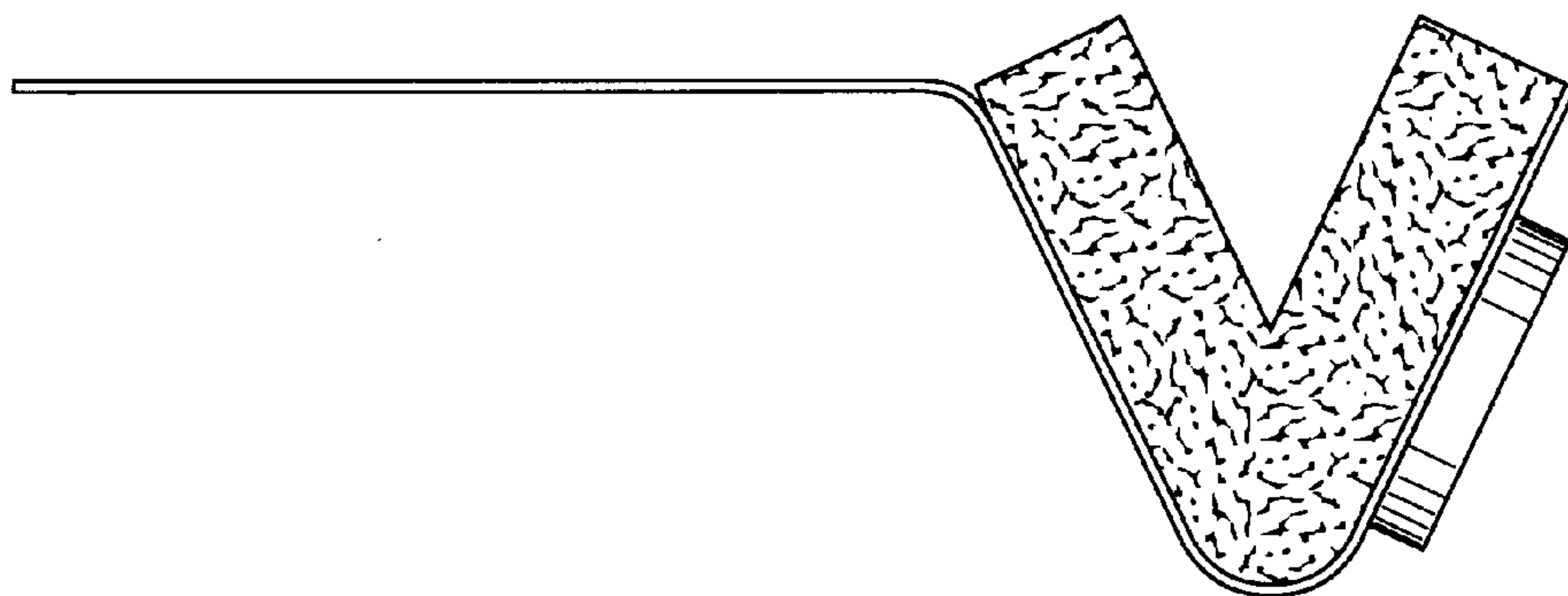


FIG. 3

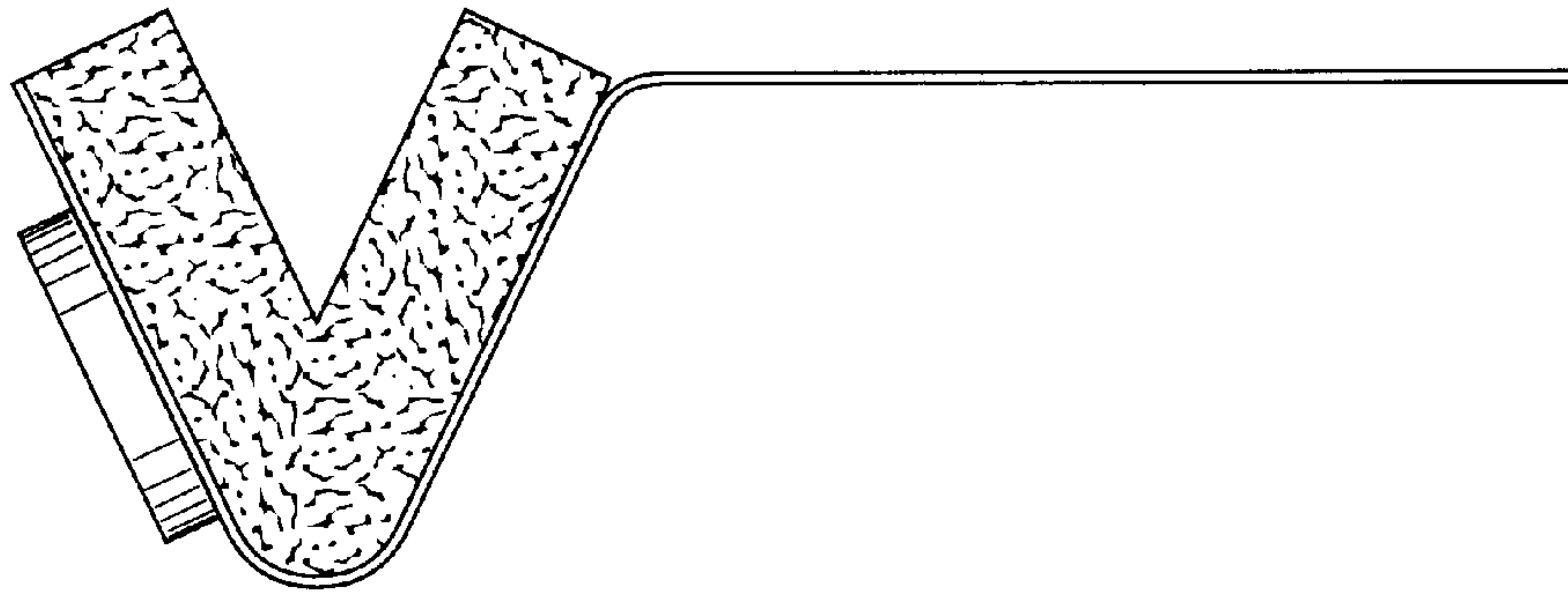


FIG. 4




FIG. 5

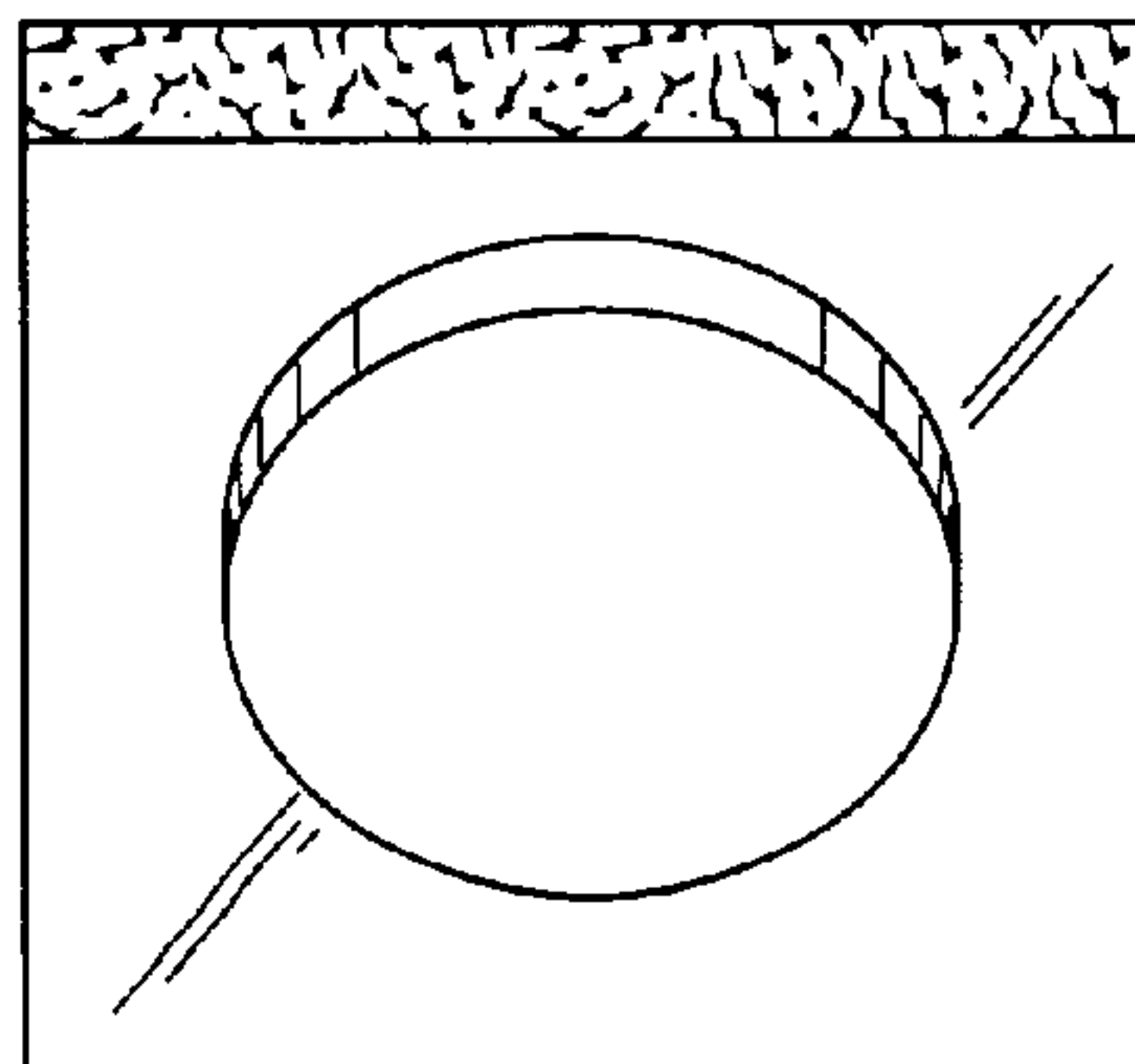


FIG. 6