



US00D428214S

United States Patent [19] Mattesky

[11] Patent Number: **Des. 428,214**

[45] Date of Patent: **** Jul. 11, 2000**

[54] **WORK GLOVE**

[75] Inventor: **Henry Mattesky**, Roseland, N.J.

[73] Assignee: **Magla World-Wide, L. L. C.**, Puerto Rico

[**] Term: **14 Years**

[21] Appl. No.: **29/109,166**

[22] Filed: **Aug. 11, 1999**

[51] **LOC (7) Cl.** **29-02**

[52] **U.S. Cl.** **D29/117; D2/619; D2/621**

[58] **Field of Search** D29/113, 115-118,
D29/123; D2/158, 159, 160, 16, 19, 20,
161.1, 161.2, 161.3, 161.4, 161.6, 161.7,
161.8, 610, 617-621, 623

[56] **References Cited**

U.S. PATENT DOCUMENTS

D. 57,279	3/1921	Seely	D29/117
1,493,574	5/1924	Sullivan	D2/621
2,083,935	6/1937	Arnold	2/161.6
2,295,507	9/1942	Wells, Jr. et al.	D29/117
2,610,326	9/1952	Sabin	D29/117
5,582,554	12/1996	Stryczek	2/161.2

OTHER PUBLICATIONS

Hansen Gloves, p. 68, Vogue magazine, patent shoe, Mar. 1956.

Primary Examiner—Louis S. Zarfes
Assistant Examiner—Robert A. Delehanty
Attorney, Agent, or Firm—Omri M. Behr, Esq.

[57] **CLAIM**

The ornamental design for a work glove, as shown and described.

DESCRIPTION

FIG. 1 is top plan view of a right-hand glove of the present invention;

FIG. 2 is an bottom perspective view of the glove of FIG. 1; FIG. 3 is a side elevational view of the glove of FIG. 1 seen from the right;


FIG. 4 is a side elevational view of the glove of FIG. 1 seen from the left;

FIG. 5 is an enlarged rear elevational view of the glove seen from the point of hand entry;

FIG. 6 is a front elevational view of the glove of FIG. 1; and, FIG. 7 is a top perspective view of the glove of FIG. 1.

The broken line shown in the drawing is understood to represent stitching.

1 Claim, 5 Drawing Sheets



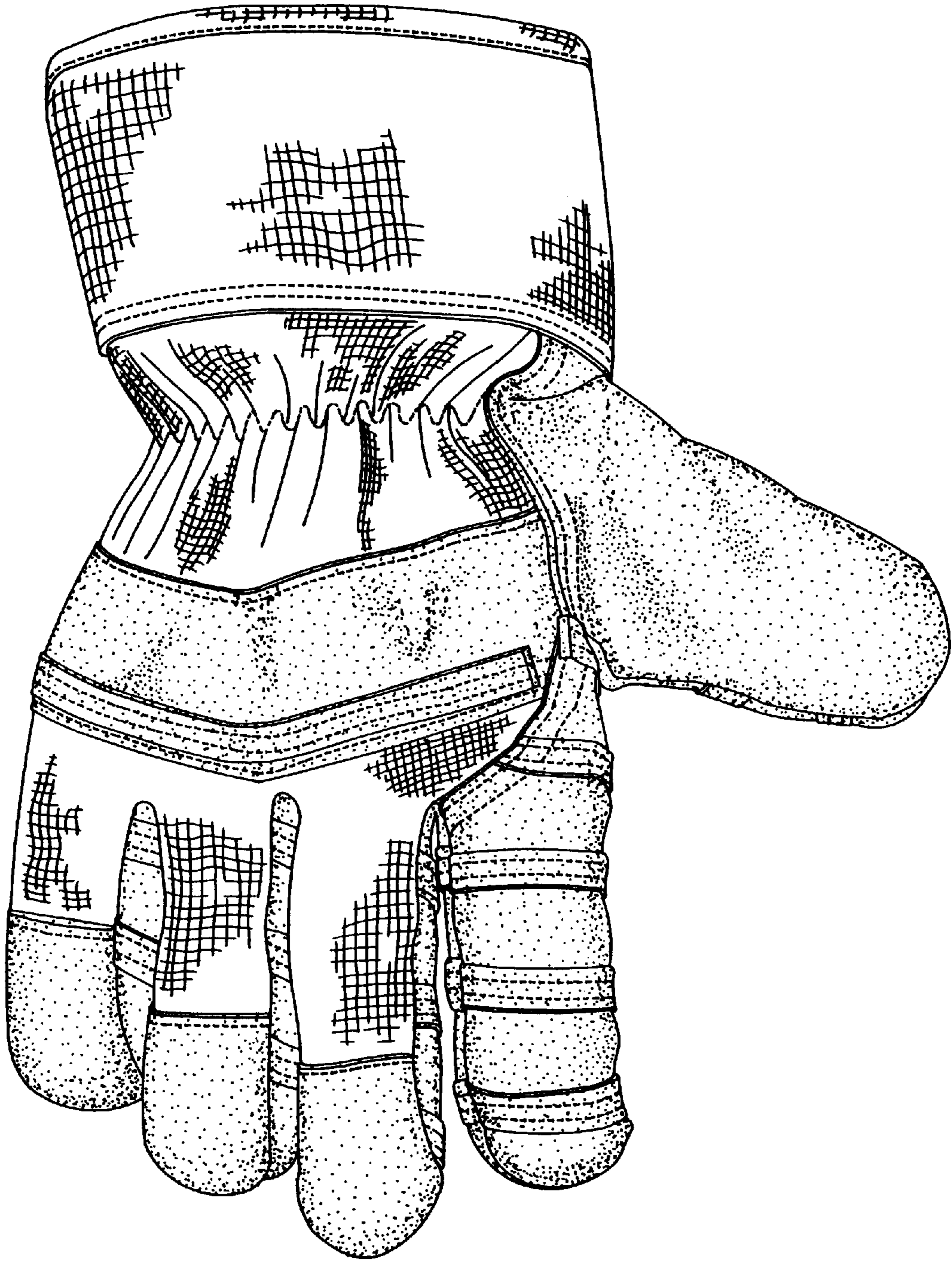


FIG. 1

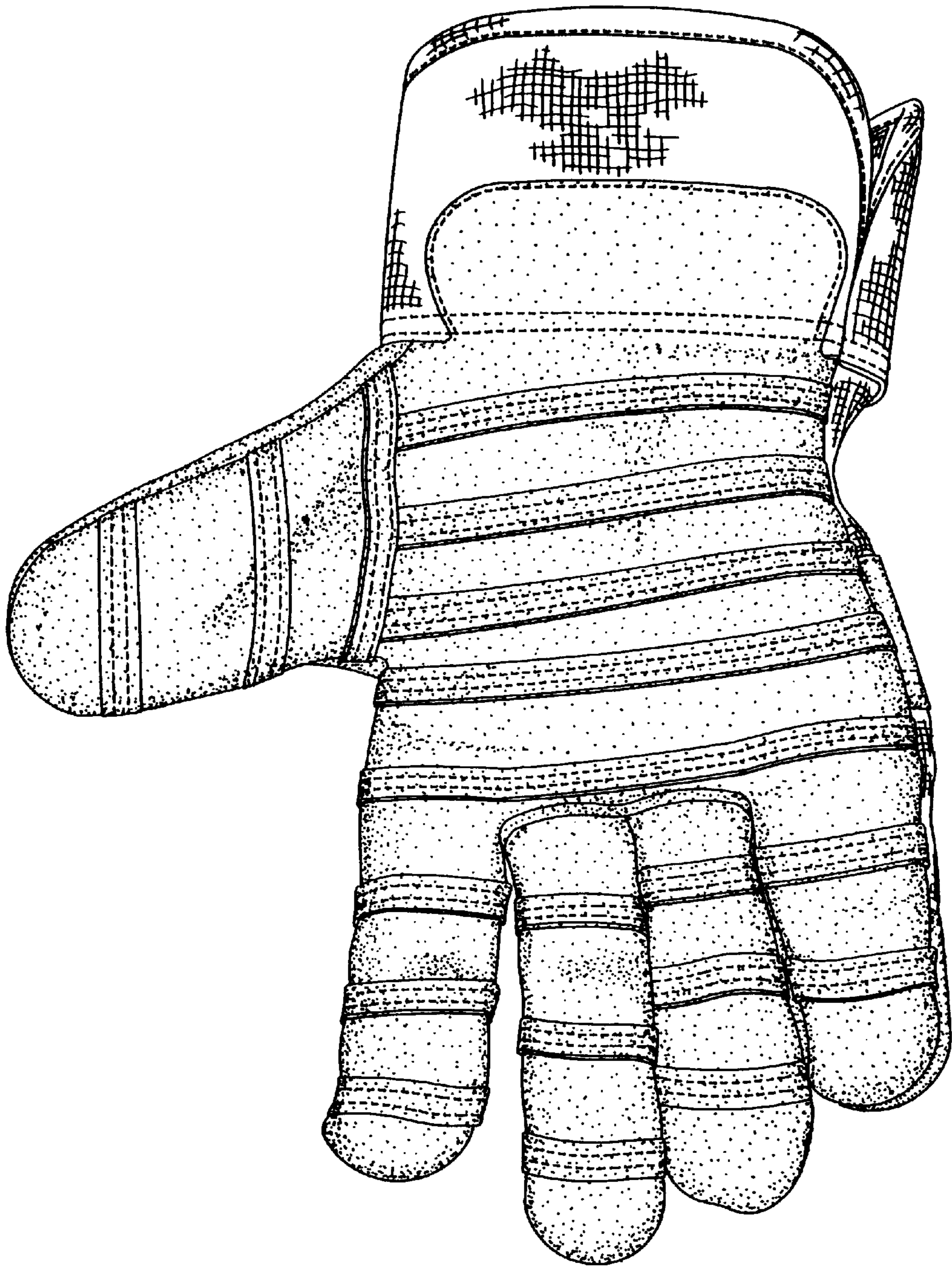


FIG. 2

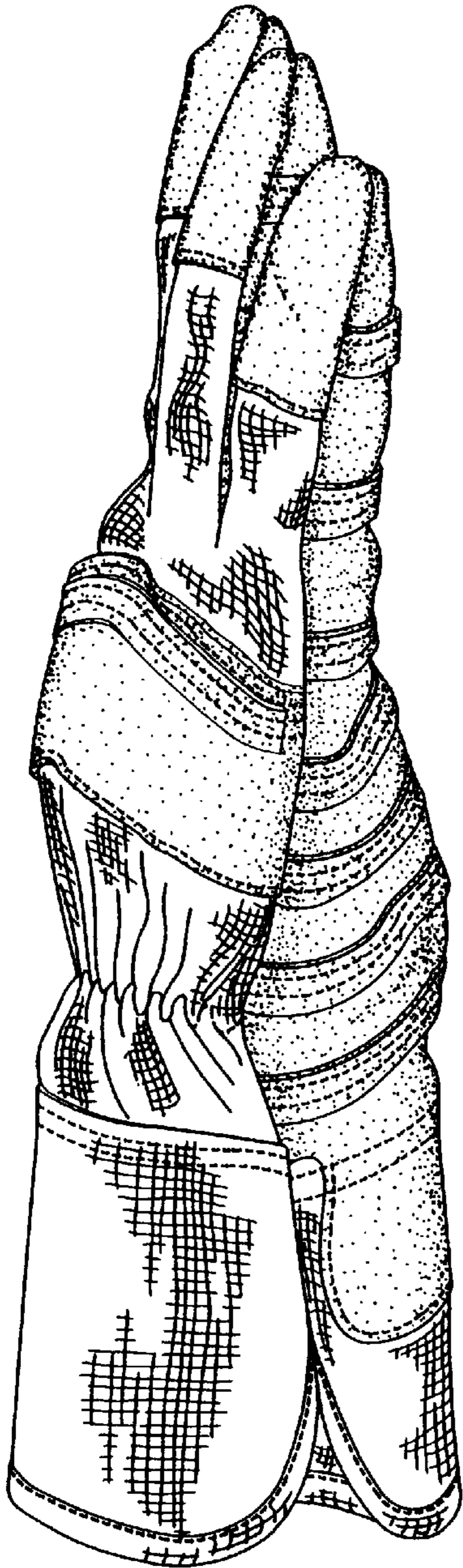


FIG. 3

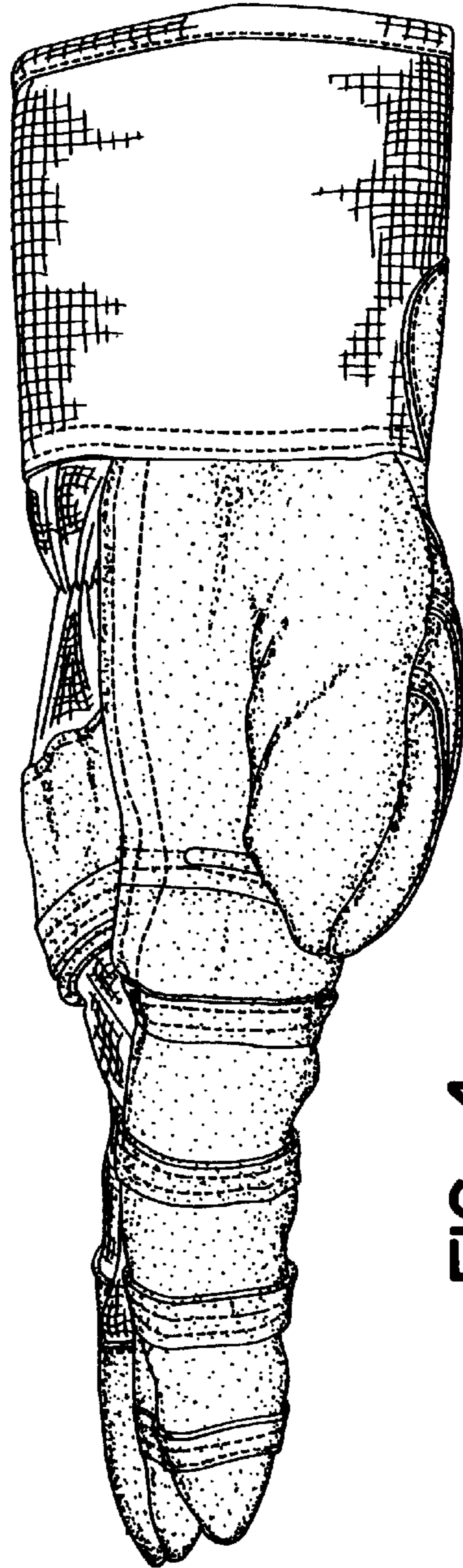


FIG. 4

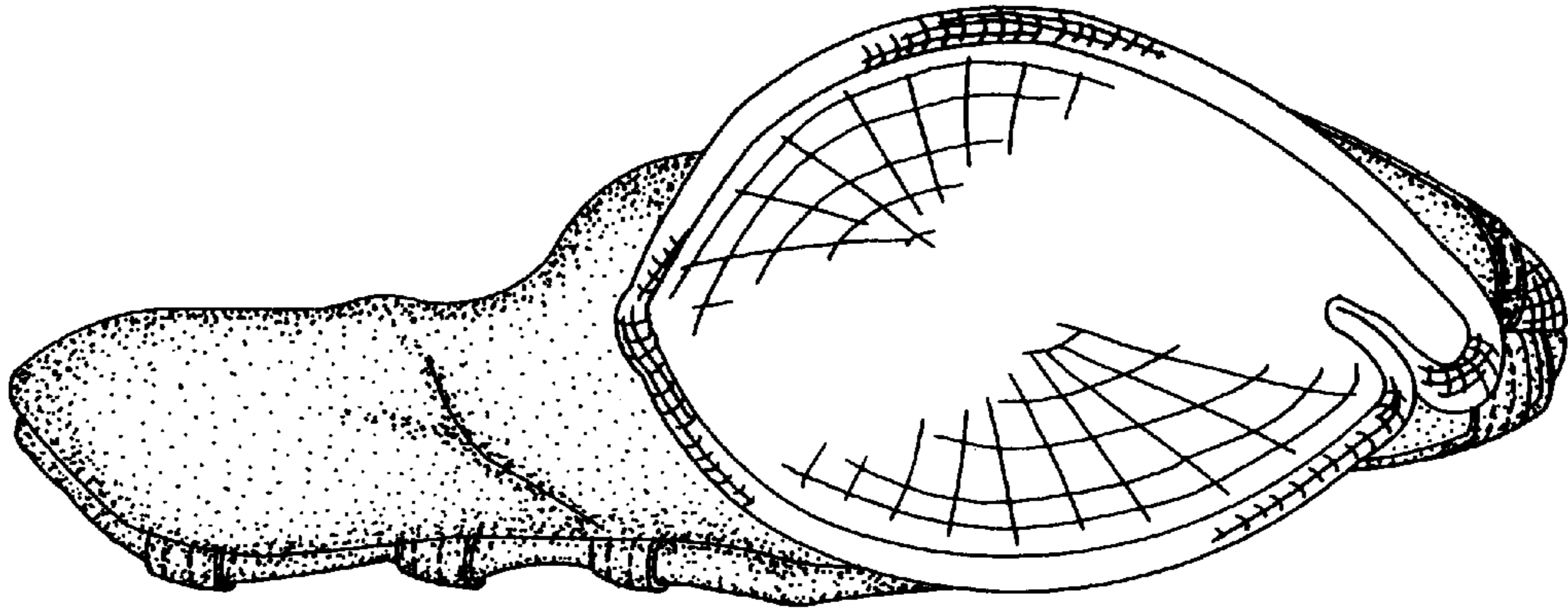


FIG. 5

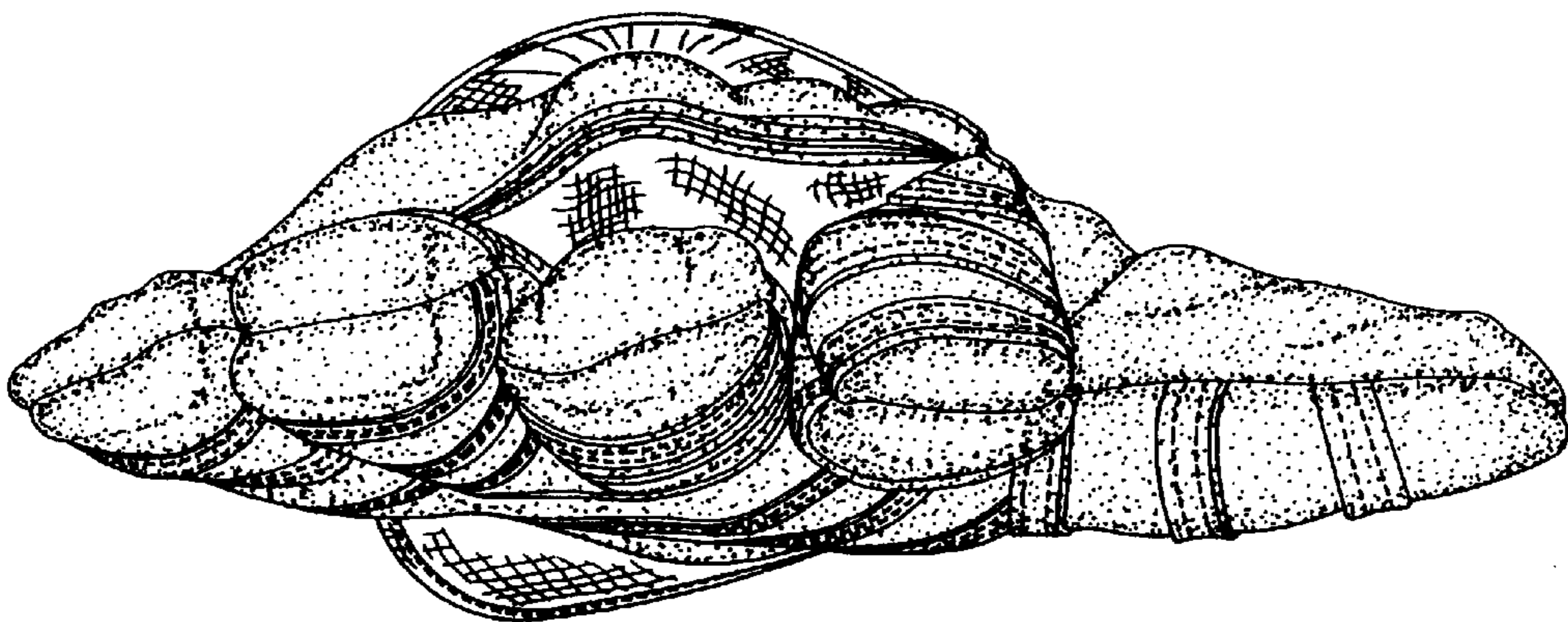


FIG. 6




FIG. 7