



US00D428195S

United States Patent [19] Knudsen

[11] **Patent Number: Des. 428,195**

[45] **Date of Patent: ** Jul. 11, 2000**

[54] **CIGAR CASE**

[75] Inventor: **Mark F. Knudsen**, West Trenton, N.J.

[73] Assignee: **K. P. Outfitters, Inc.**, Trenton, N.J.

[**] Term: **14 Years**

[21] Appl. No.: **29/078,357**

[22] Filed: **Oct. 9, 1997**

[51] **LOC (7) Cl. 27-06**

[52] **U.S. Cl. D27/183; D27/186; D27/190**

[58] **Field of Search D27/183, 186, D27/187, 188, 189, 190, 191, 192, 193, 194, 172; 206/121, 126, 213.1, 242, 256, 269, 265, 268, 261, 249, 270, 264, 263, 262; 312/31.1, 73; D9/306; 131/256, 174, 175, 329, 348, 187; 220/8**

[56] **References Cited**

U.S. PATENT DOCUMENTS

163,395	5/1875	Norton	206/242
D. 394,522	5/1998	Putnam	D27/190
1,072,914	9/1913	Comings	206/264
1,205,510	11/1916	Brown	206/269 X
1,481,325	1/1924	Gris	220/8

OTHER PUBLICATIONS

Sportsmans Traveling Humidor Cigar Case, Sierra Item, www.galaxymall.com, Jan. 9, 1998.

Kohaut Travelers, www.bcspecialties.com, Jan. 9, 1998.

Hendrickson's Travel Humidors, http://fujipub.com. Jan. 9, 1998.

Primary Examiner—Susan J. Lucas
Assistant Examiner—Jennifer Rivard
Attorney, Agent, or Firm—Louis Weinstein

[57] **CLAIM**

The ornamental design for a cigar case, as shown and described.

DESCRIPTION

FIG. 1 is a front perspective view of a cigar case showing my new design;

FIG. 2 is a back perspective view thereof;

FIG. 3 is a front view thereof showing the bottom end in greater detail;

FIG. 4 is a rear view thereof showing the bottom end in greater detail;

FIG. 5 is a front view thereof showing the top end in greater detail;


FIG. 6 is a rear view thereof, showing the top end in greater detail;

FIG. 7 is a top view thereof; and,

FIG. 8 is a bottom view thereof.

All side views are identical to the back view shown in FIG. 2.

1 Claim, 8 Drawing Sheets






FIG. 1




FIG. 2




FIG. 3




FIG. 4




FIG. 5




FIG. 6




FIG. 7



FIG. 8