



US00D428191S

# United States Patent [19] Kluck

[11] **Patent Number: Des. 428,191**

[45] **Date of Patent: \*\* Jul. 11, 2000**

[54] **PART OF A CHANDELIER**

[75] Inventor: **Kevin Von Kluck**, Hudson, Ohio

[73] Assignee: **The L.D. Kichler Co.**, Cleveland, Ohio

[\*\*] Term: **14 Years**

[21] Appl. No.: **29/100,923**

[22] Filed: **Feb. 22, 1999**

[51] **LOC (7) Cl.** ..... **26-99**

[52] **U.S. Cl.** ..... **D26/155**

[58] **Field of Search** ..... D26/80-92, 142,  
D26/152, 153, 155; 362/147, 431, 432,  
404-408

[56] **References Cited**

**U.S. PATENT DOCUMENTS**

D. 418,245 12/1999 Von Kluck ..... D26/85

**OTHER PUBLICATIONS**

Progress lighting catalog, 1-1980, p. 7, arm of chandelier # TC 4165.

Progress lighting catalog, 1-1990, p. 13, arm of chandelier # TC701-10.

Standard Arm Works lighting catalog, 12-1950, p. 20, arm # 160.

*Primary Examiner*—Susan J. Lucas  
*Attorney, Agent, or Firm*—Watts, Hoffmann, Fisher & Heinke, Co., LPA

[57] **CLAIM**

I claim the ornamental design for part of a chandelier, as shown and described.

**DESCRIPTION**

FIG. 1 is a perspective view of a part of chandelier showing my new design, the remainder of the chandelier being shown in broken lines;

FIG. 2 is a side elevational view of the chandelier part, the opposite side being identical;

FIG. 3 is a front elevational view of the chandelier part;

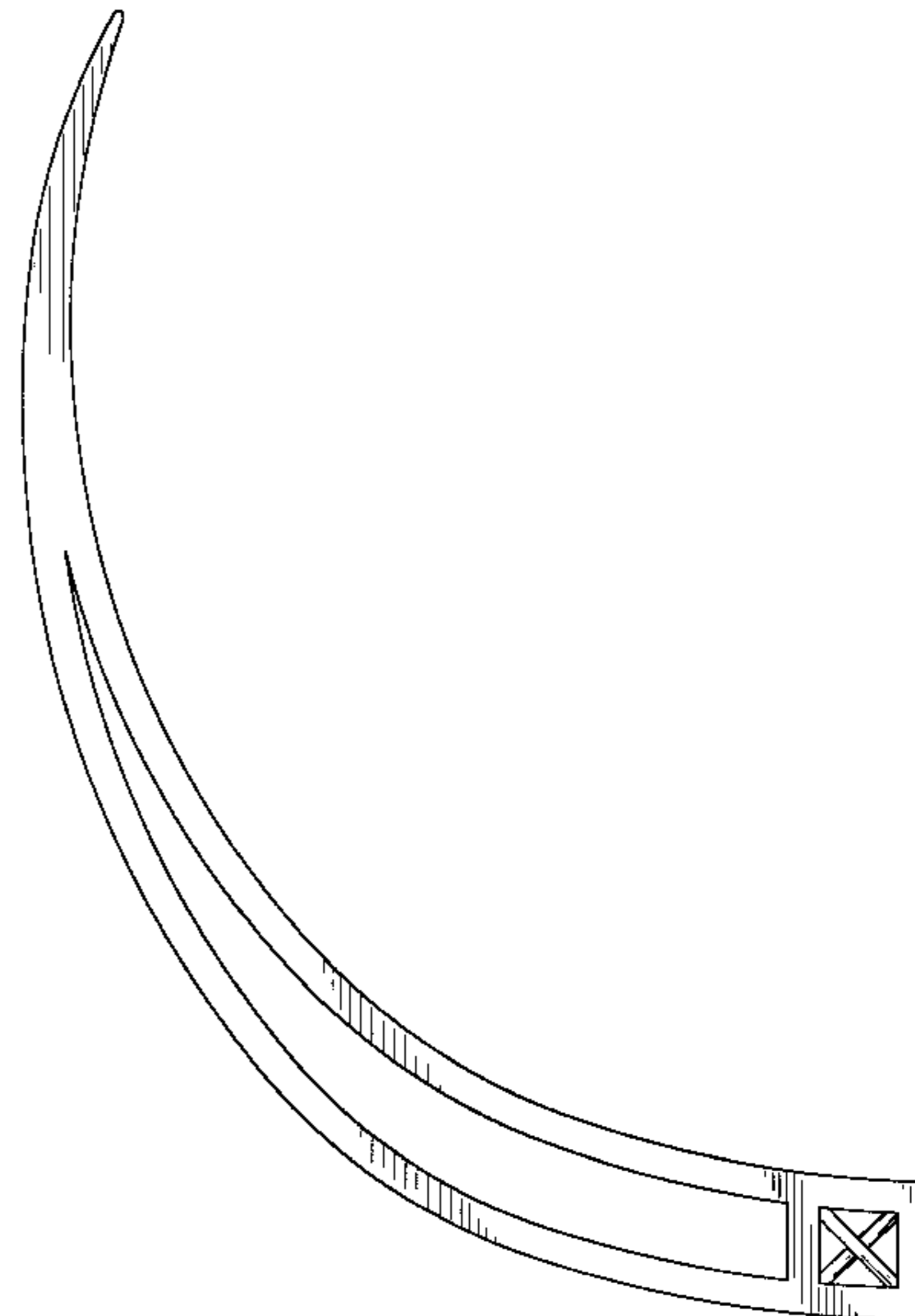
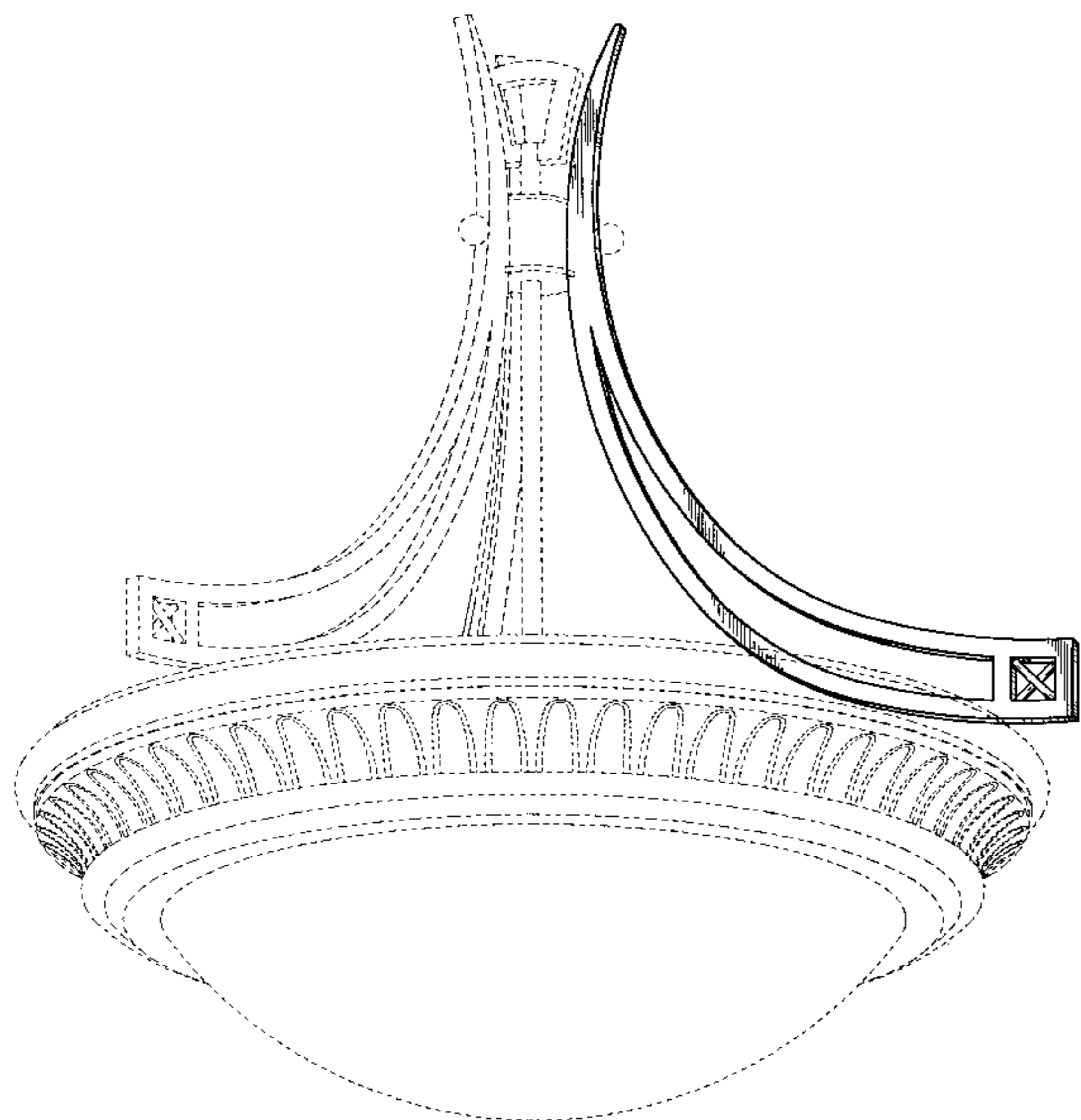
FIG. 4 is a rear elevational view of the chandelier part;

FIG. 5 is a top plan view of the chandelier part; and,

FIG. 6 is a bottom plan view of the chandelier part.

The broken lines shown are for illustrative purposes only and form no part of the claimed design.

**1 Claim, 2 Drawing Sheets**



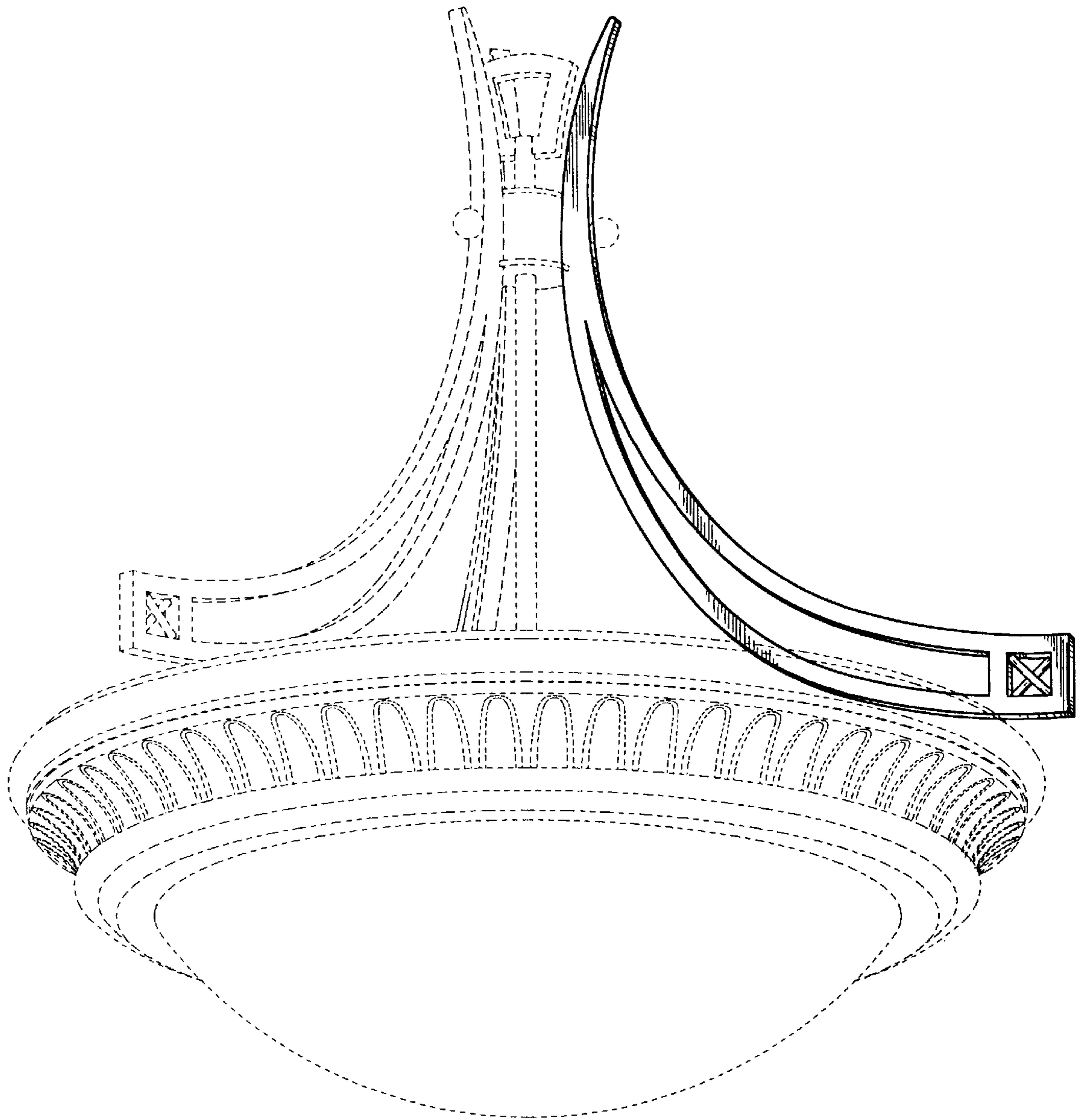


Fig.1

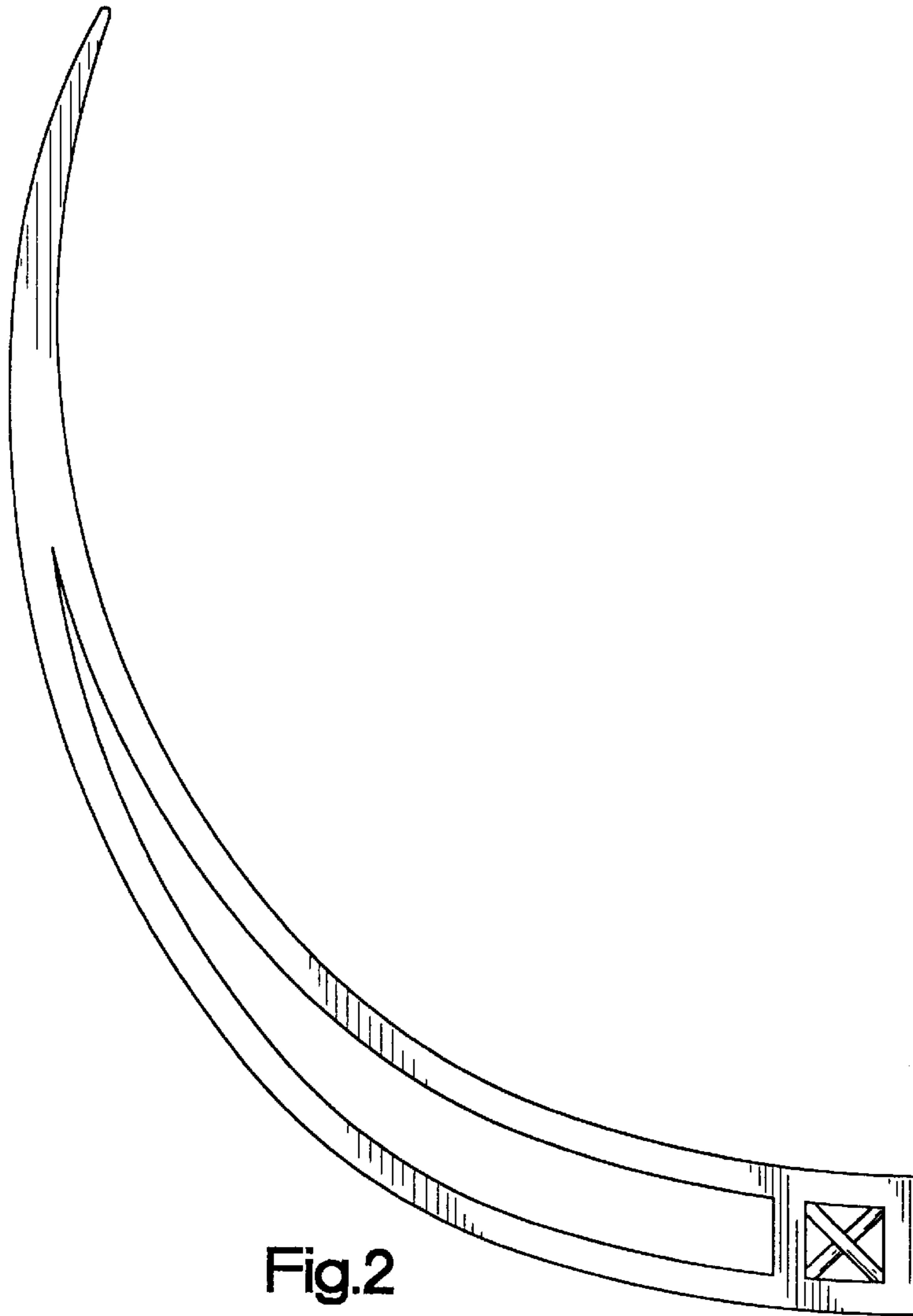


Fig.2



Fig.3



Fig.4




Fig.5




Fig.6