



US00D428187S

United States Patent [19] De'Armond

[11] **Patent Number: Des. 428,187**
[45] **Date of Patent: ** Jul. 11, 2000**

[54] LIGHTING FIXTURE BACKPLATE

[75] Inventor: **Robert De'Armond**, Temecula, Calif.

[73] Assignee: **Minka Lighting, Inc.**, Corona, Calif.

[**] Term: **14 Years**

[21] Appl. No.: **29/105,373**

[22] Filed: **May 24, 1999**

[51] **LOC (7) Cl.** **26-99**

[52] **U.S. Cl.** **D26/142**

[58] **Field of Search** D26/72, 80-92,
D26/142, 145, 152, 153, 154; 362/404-409,
432

[56] **References Cited**

U.S. PATENT DOCUMENTS

D. 70,723 8/1926 Aglow D26/142

D. 83,272 2/1931 McFadden D26/142

Primary Examiner—Susan J. Lucas
Attorney, Agent, or Firm—Jenkins & Gilchrist, P.C.

[57] **CLAIM**

The ornamental design for the lighting fixture backplate, as shown and described.

DESCRIPTION

FIG. 1 is a side elevational view of the lighting fixture backplate in accordance with my new design, illustrated in an environment of a lamp;

FIG. 2 is a top plan view of the lighting fixture backplate in accordance with my design;

FIG. 3 is a front side elevational view of the lighting fixture backplate in accordance with my design;

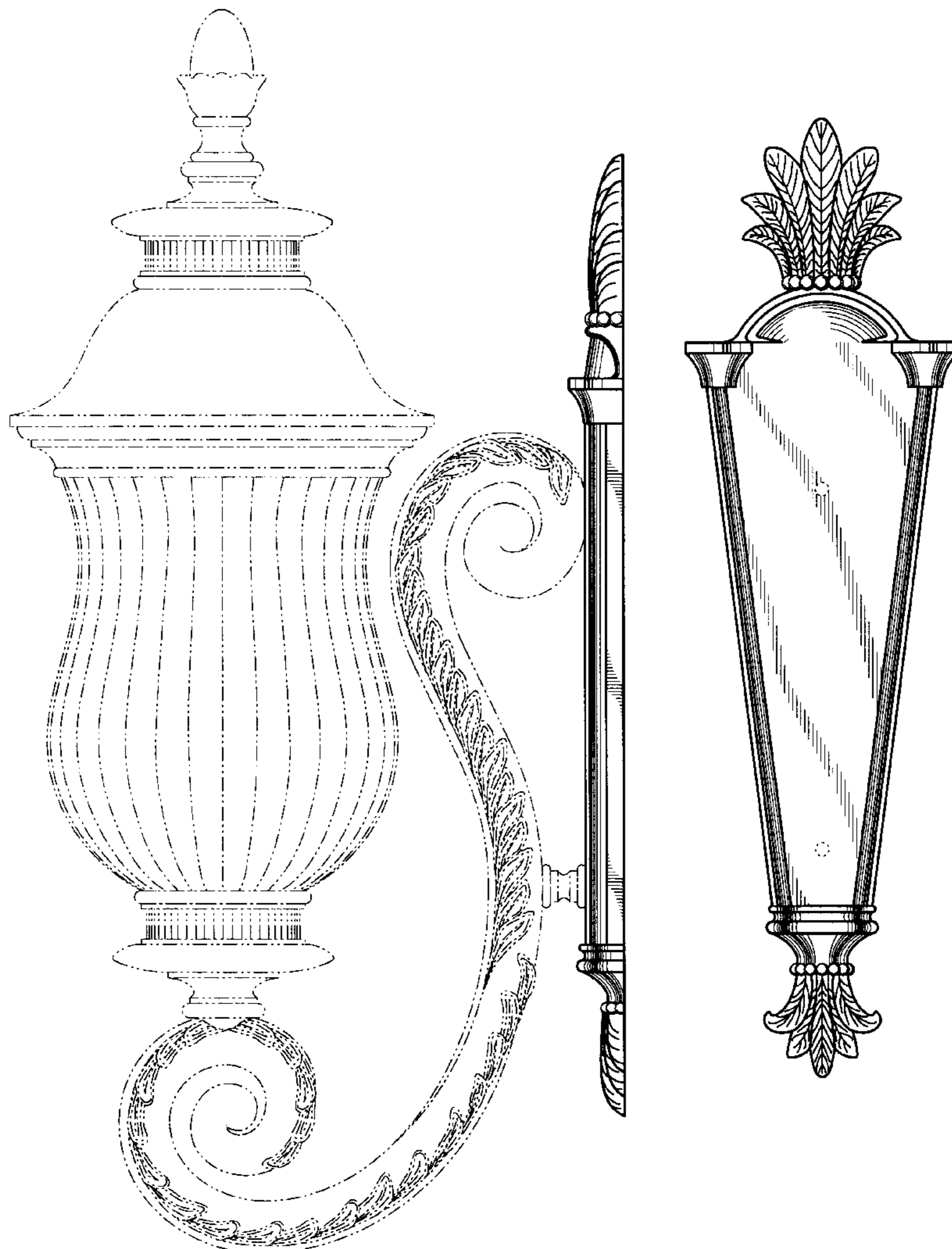
FIG. 4 is a left side elevational view of the lighting fixture backplate in accordance with my design, the right side being a mirror image thereof;

FIG. 5 is a rear side elevational view of the lighting fixture backplate in accordance with my new design; and,

FIG. 6 is a bottom plan view of the lighting fixture backplate in accordance with my design.

The broken lines show the environment in which the article is used and are not considered part of the design claimed.

1 Claim, 2 Drawing Sheets






Fig.1



Fig.2

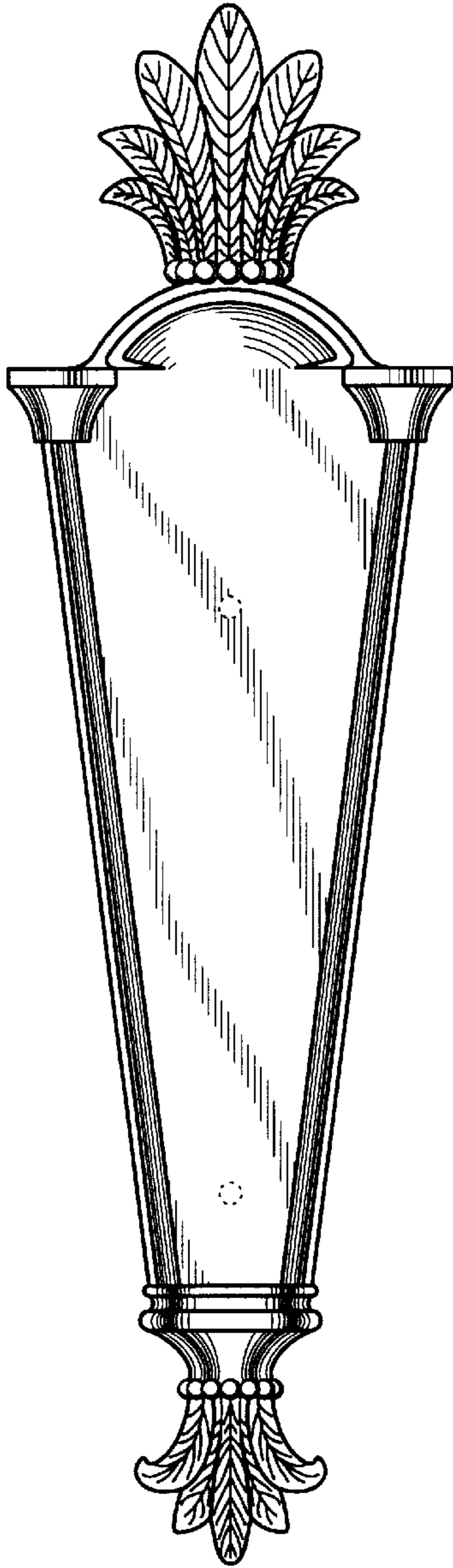


Fig.3

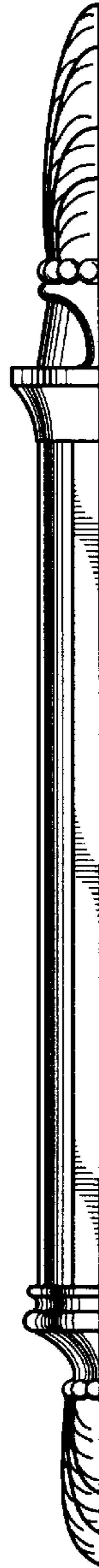


Fig.4

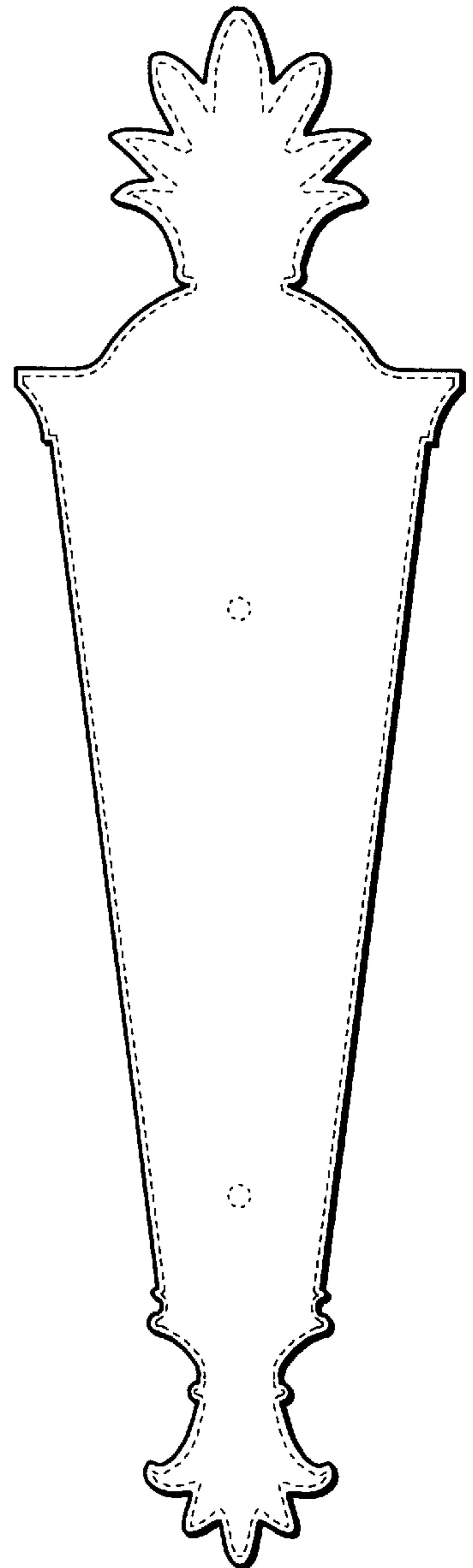


Fig.5



Fig.6