



US00D428168S

# United States Patent [19]

**Veach et al.**

[11] **Patent Number: Des. 428,168**

[45] **Date of Patent: \*\* Jul. 11, 2000**

[54] **NIGHT LIGHT**

[75] Inventors: **Wayne Veach**, Antioch, Ill.; **Robert D. Giese**, Kenosha, Wis.

[73] Assignee: **Intermatic Incorporated**, Spring Grove, Ill.

[\*\*] Term: **14 Years**

[21] Appl. No.: **29/109,274**

[22] Filed: **Aug. 12, 1999**

[51] **LOC (7) Cl.** ..... **26-05**

[52] **U.S. Cl.** ..... **D26/26**

[58] **Field of Search** ..... D26/24, 25, 26,  
D26/72, 80, 81, 82, 83, 106, 857; 362/147,  
404, 432, 367, 226

[56] **References Cited**

**U.S. PATENT DOCUMENTS**

- D. 169,960 7/1953 Brill et al. .... D26/24
- D. 293,136 12/1987 Joerger ..... D26/87
- D. 328,801 8/1992 Emmerling ..... D26/26 X

- D. 367,087 2/1996 Mathews ..... D26/37 X
- D. 374,492 10/1996 Coe ..... D26/37
- D. 392,756 3/1998 Hanig et al. .... D26/26
- D. 393,911 4/1998 Stekelenburg ..... D26/26
- D. 401,367 11/1998 DeLay ..... D26/26
- D. 403,786 1/1999 Lai ..... D26/24
- D. 408,934 4/1999 Garrity ..... D26/26

*Primary Examiner*—Cynthia E Ramirez  
*Attorney, Agent, or Firm*—Brinks Hofer Gilson & Lione

[57] **CLAIM**

We claim the ornamental design for a night light, as shown and described.

**DESCRIPTION**

FIG. 1 is a perspective view showing our new design; FIG. 2 is a front view of the embodiment shown in FIG. 1; FIG. 3 is a top view of the embodiment shown in FIGS. 1–2; FIG. 4 is a bottom view of the embodiment shown in FIGS. 1–3; FIG. 5 is a side view of the embodiment shown in FIGS. 1–4; and, FIG. 6 is a rear view of the embodiment shown in FIGS. 1–5.

**1 Claim, 1 Drawing Sheet**

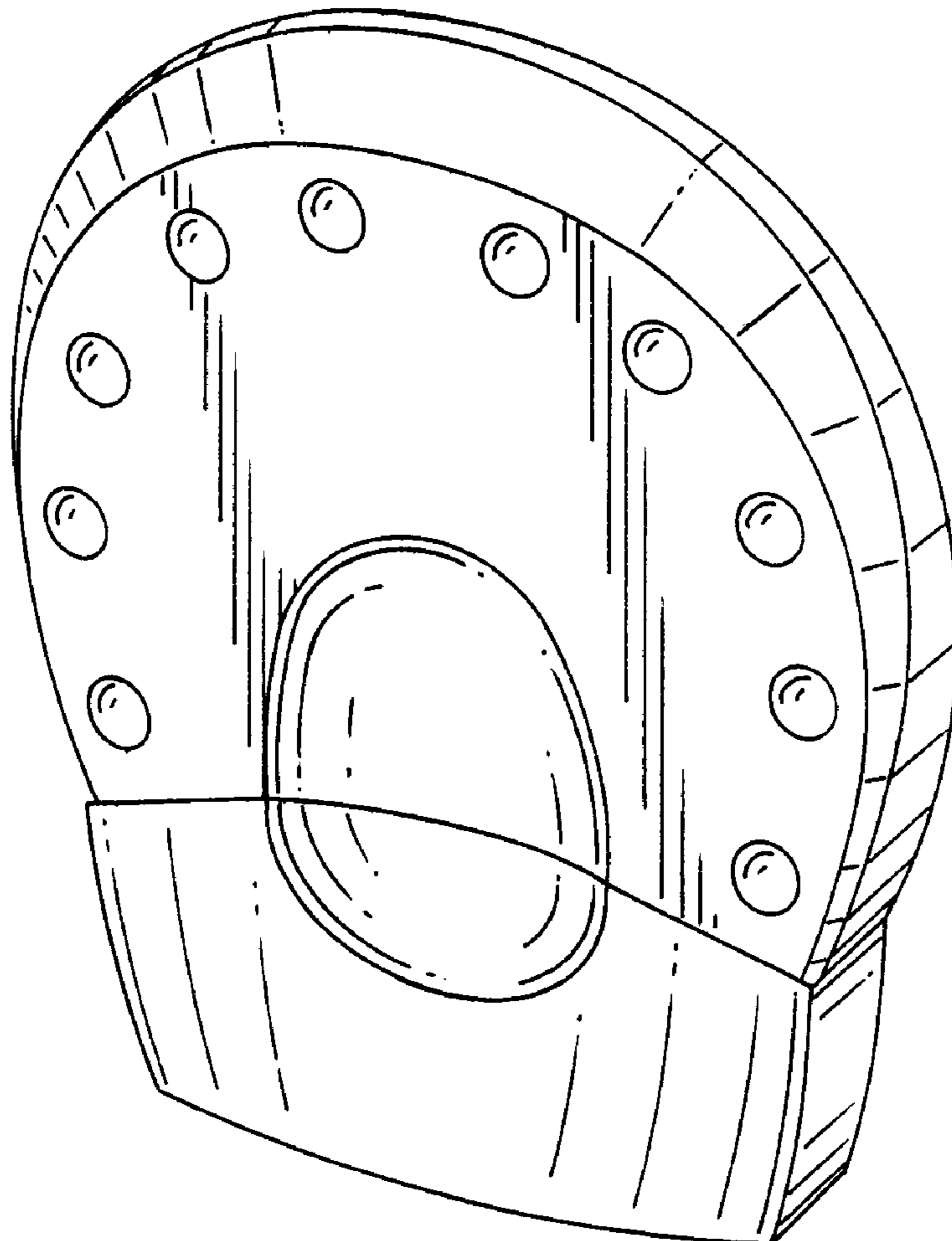


FIG. 1

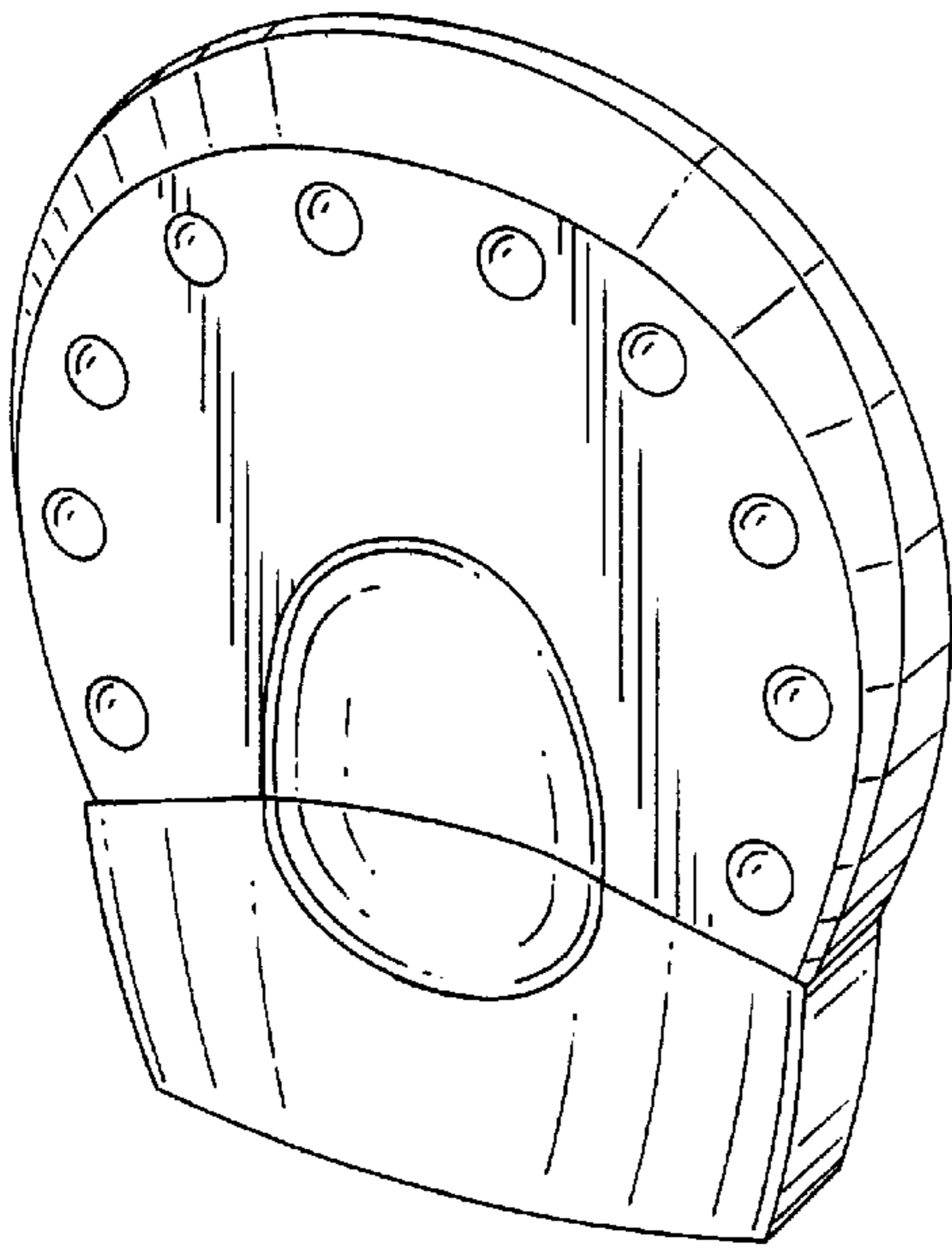


FIG. 2

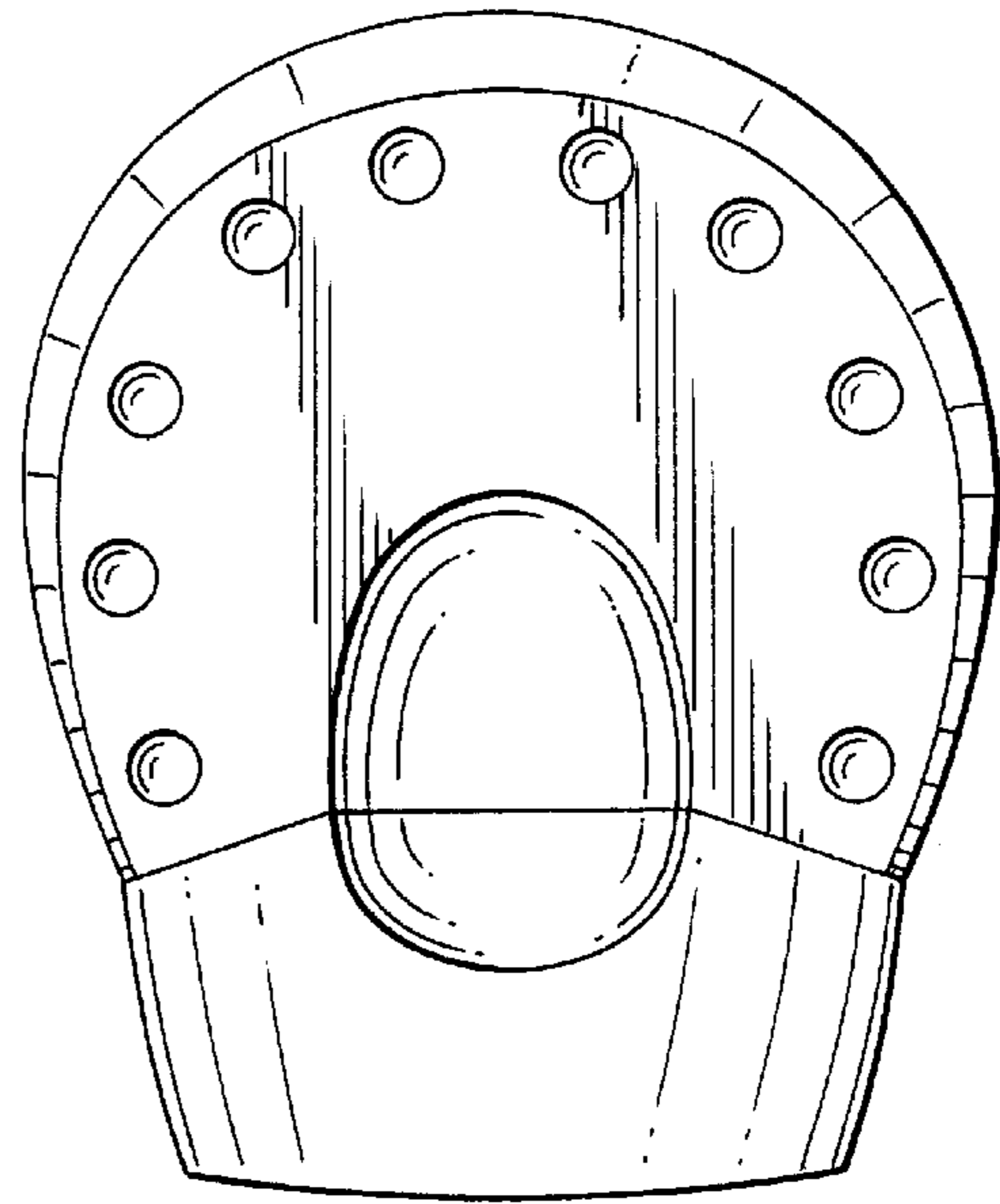


FIG. 3




FIG. 4

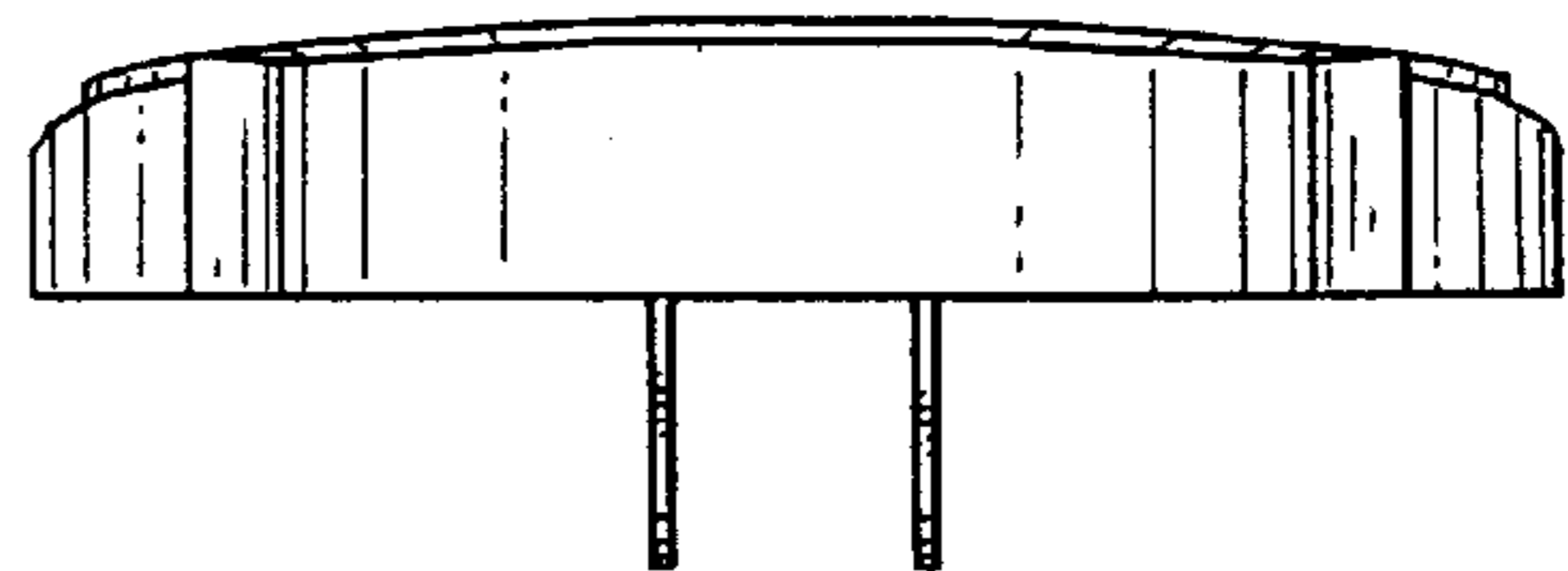


FIG. 5

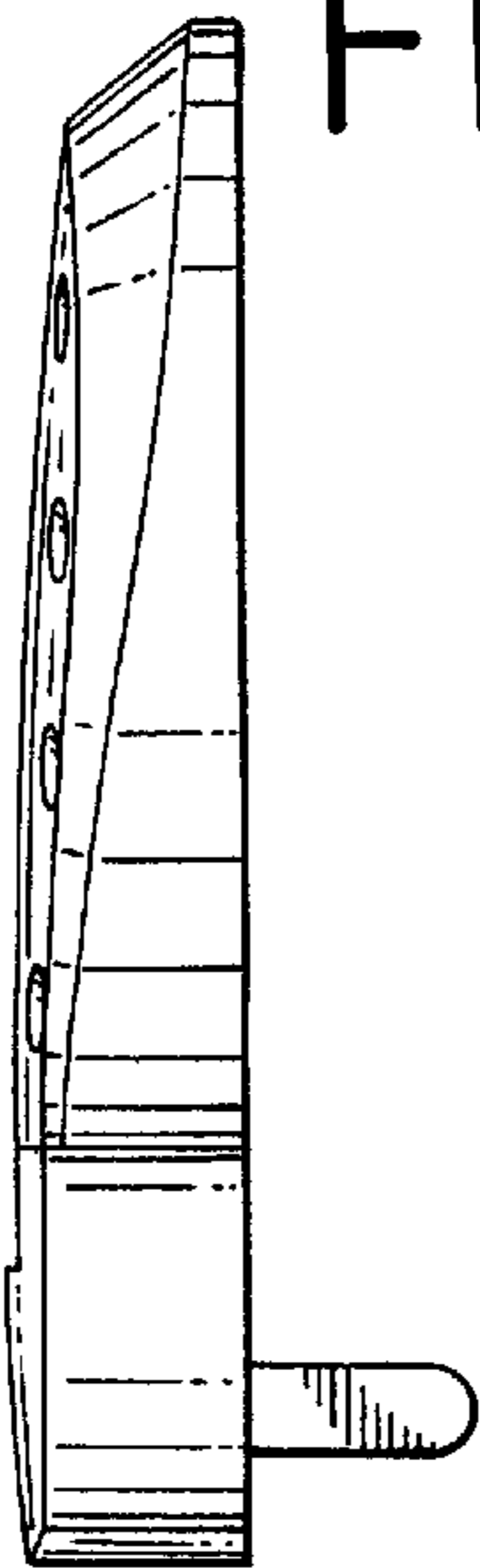


FIG. 6

