



US00D428141S

United States Patent [19]

[11] Patent Number: Des. 428,141

Brotspies et al.

[45] Date of Patent: ** Jul. 11, 2000

[54] SPRAY BOTTLE GRIP

[75] Inventors: **Herbert V. Brotspies**, Edison, N.J.;
John B. Cullen, Rolling Meadows, Ill.;
Warren J. Smith, Kalamazoo, Mich.

[73] Assignee: **Pharmacia & Upjohn Company**,
Kalamazoo, Mich.

[**] Term: **14 Years**

[21] Appl. No.: **29/108,782**

[22] Filed: **Aug. 4, 1999**

4,174,055	11/1979	Capra et al.	222/319
4,175,704	11/1979	Cohen	239/320
4,944,429	7/1990	Bishop et al.	222/153.13
5,092,496	3/1992	Gayle et al.	222/386
5,127,548	7/1992	Brunet et al.	222/80
5,135,511	8/1992	Houghton et al. .	
5,215,227	6/1993	Farner	222/175
5,341,993	8/1994	Haber et al.	239/331
5,368,201	11/1994	Fuchs	222/162
5,431,155	7/1995	Marelli	128/200.14
5,450,983	9/1995	Stern et al. .	
5,453,093	9/1995	Haining .	
5,509,578	4/1996	Livingstone	222/82
5,516,006	5/1996	Meshberg	222/25
5,664,711	9/1997	Mellon .	
5,836,922	11/1998	Hansen et al. .	

Related U.S. Application Data

- [62] Division of application No. 29/092,547, Aug. 21, 1998.
- [51] **LOC (7) Cl.** **24-02**
- [52] **U.S. Cl.** **D24/114; D9/434; D9/447**
- [58] **Field of Search** D9/434, 447, 300;
D24/108, 112, 113, 114, 115, 130; 222/153.13,
162, 402.1, 465.1, 466, 467, 469, 470,
471; 604/187, 214, 218, 227

References Cited

U.S. PATENT DOCUMENTS

D. 165,591	1/1952	Lee .	
180,036	7/1876	Jones .	
185,180	12/1876	Jones .	
D. 199,606	11/1964	Waterman .	
D. 229,518	12/1973	Bujan .	
D. 355,491	2/1995	Monea .	
D. 375,788	11/1996	Potts et al. .	
1,221,103	4/1917	Sorensen .	
1,327,686	1/1920	Rose .	
1,641,003	8/1927	Lang .	
1,763,551	6/1930	Brown .	
2,185,534	1/1940	Bernhardt	299/97
2,550,210	4/1951	Vance, Jr.	222/320
2,606,699	8/1952	Andricks	222/470
3,225,763	12/1965	Waterman .	

FOREIGN PATENT DOCUMENTS

0636421A1	1/1995	European Pat. Off. .
WO9303856	3/1993	WIPO .
WO9713706	4/1997	WIPO .

Primary Examiner—Cathron B. Matta
Attorney, Agent, or Firm—Van Dyke, Gardner, Linn & Burkhardt, LLP

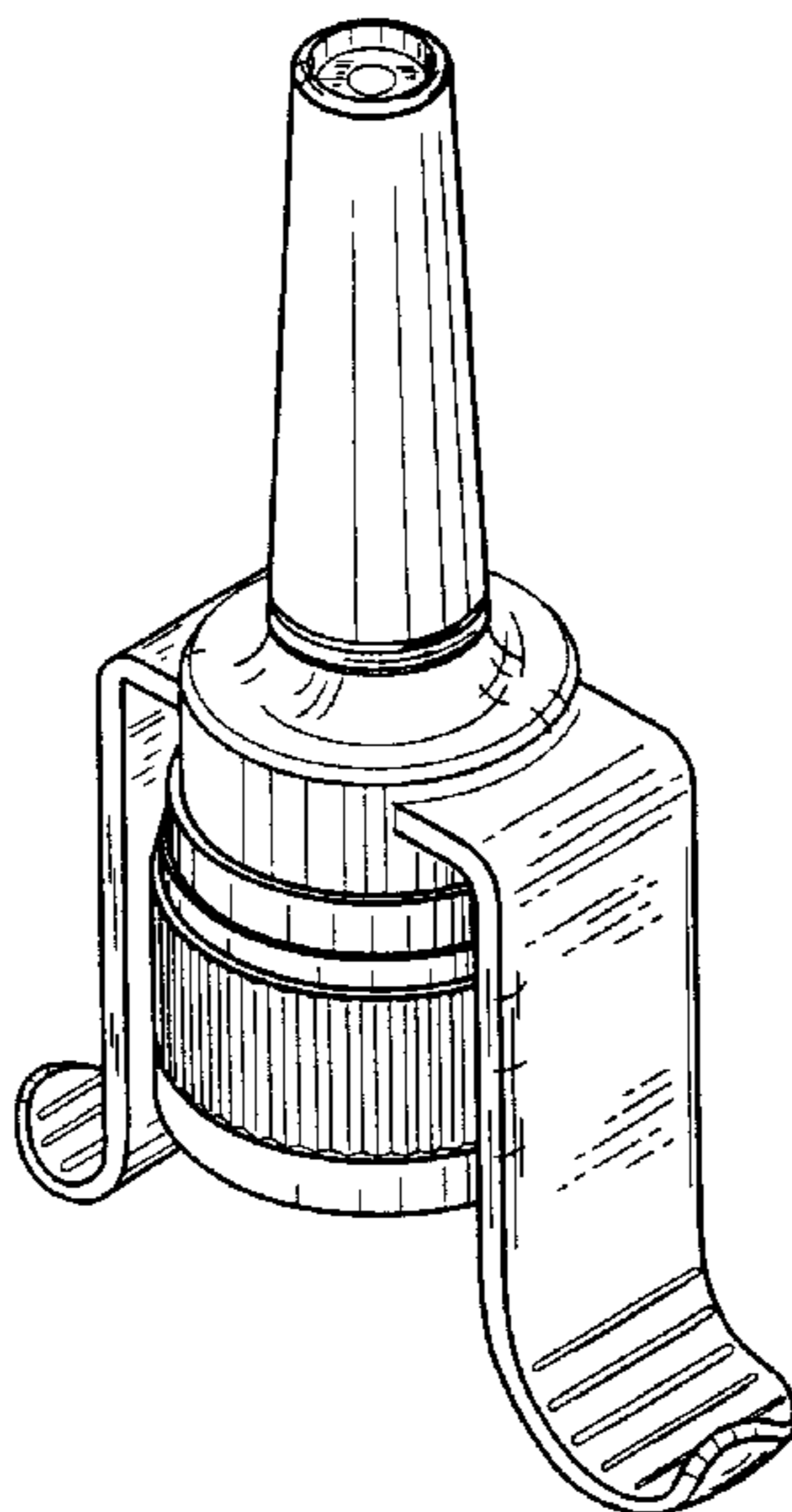
[57] CLAIM

The ornamental design for a spray bottle grip, as shown and described.

DESCRIPTION

FIG. 1 is a perspective view of the spray bottle grip showing our new design;
FIG. 2 is a right side, elevational view of the spray bottle grip of FIG. 1, the left side, elevational view being a mirror image thereof;
FIG. 3 is a front, elevational view of the spray bottle grip of FIG. 1, the rear, elevational view being a mirror image thereof;
FIG. 4 is a top view of the spray bottle grip of FIG. 1; and,
FIG. 5 is a bottom view of the spray bottle grip of FIG. 1.

1 Claim, 1 Drawing Sheet



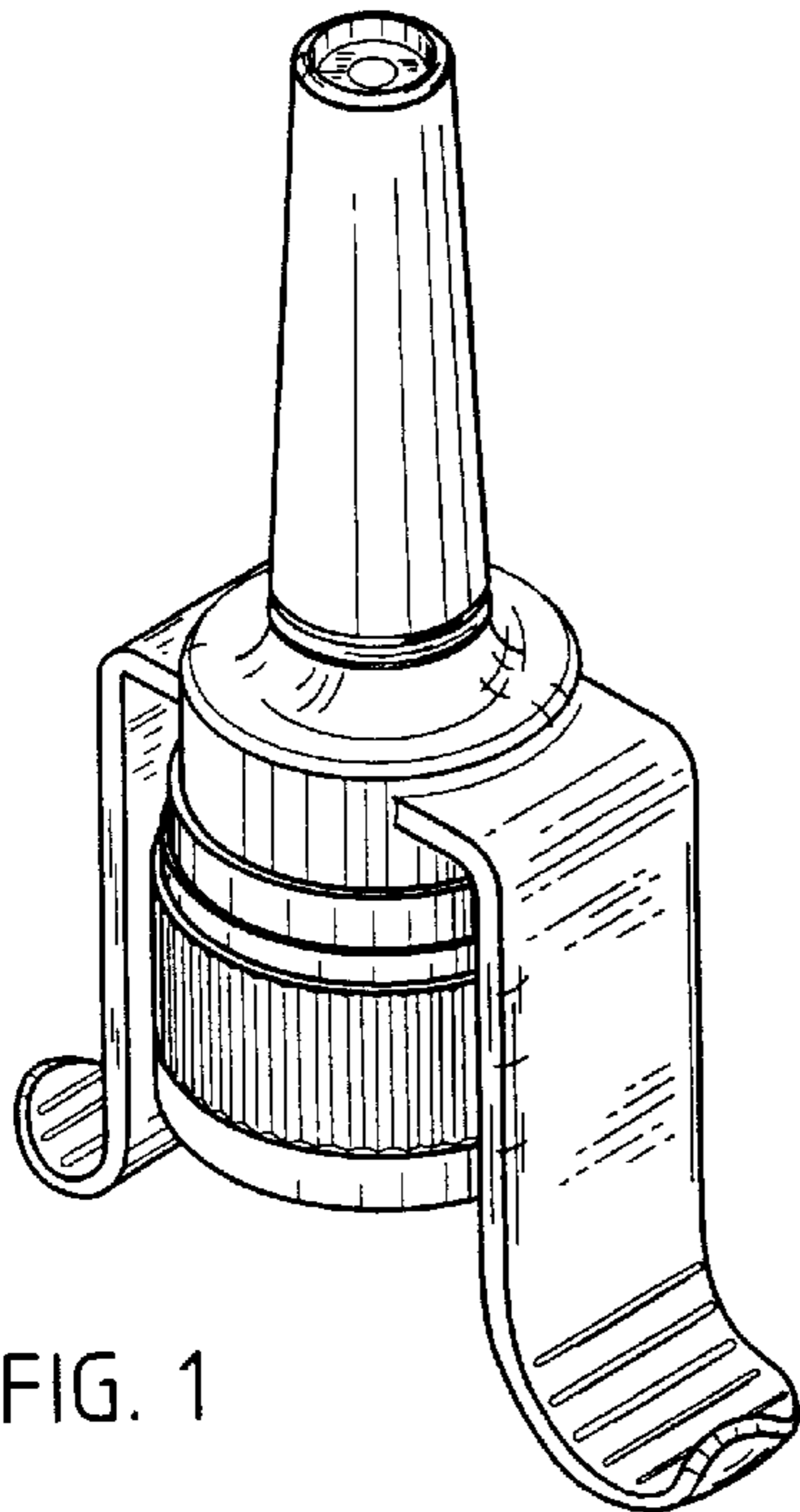


FIG. 1

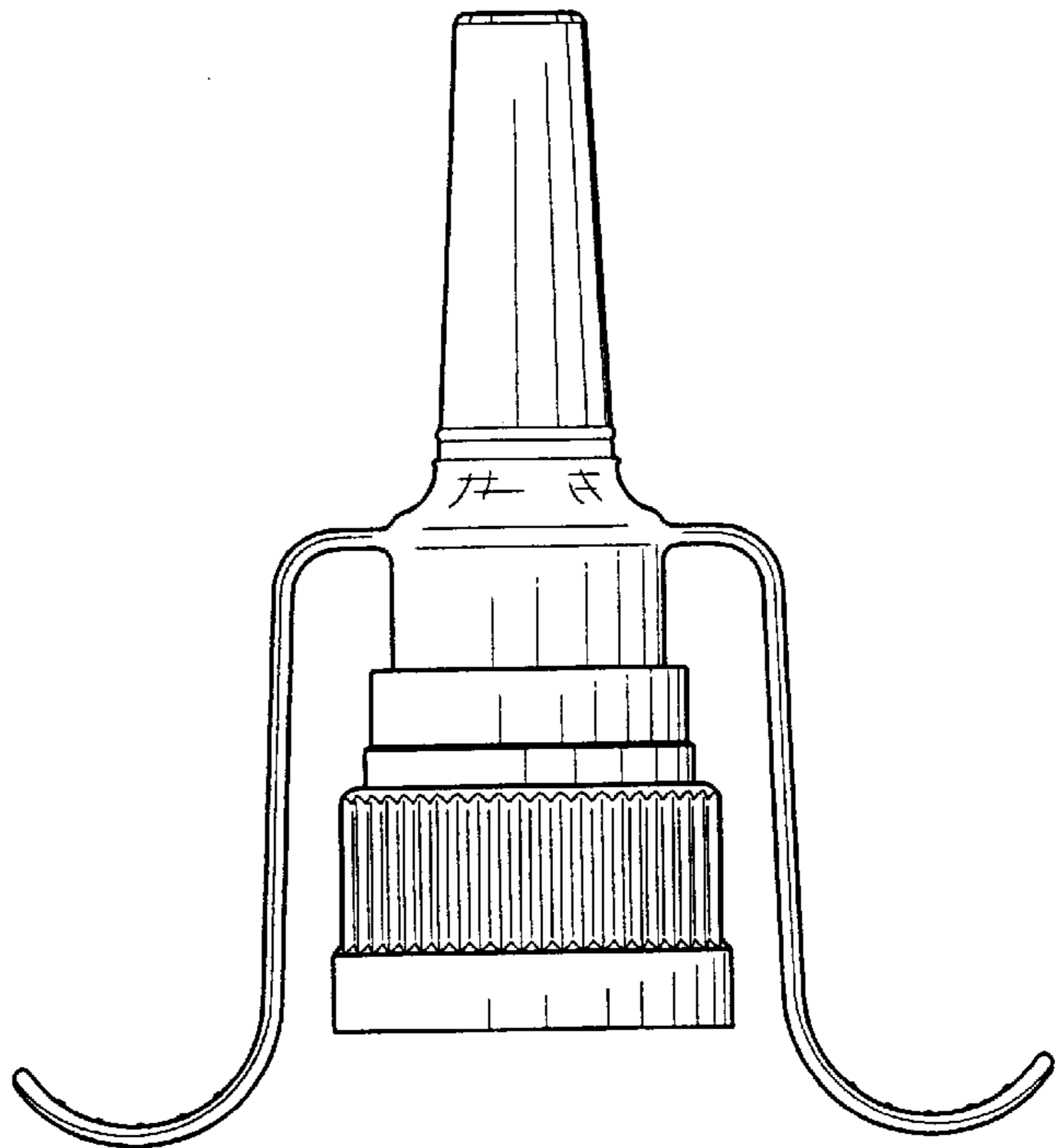


FIG. 3

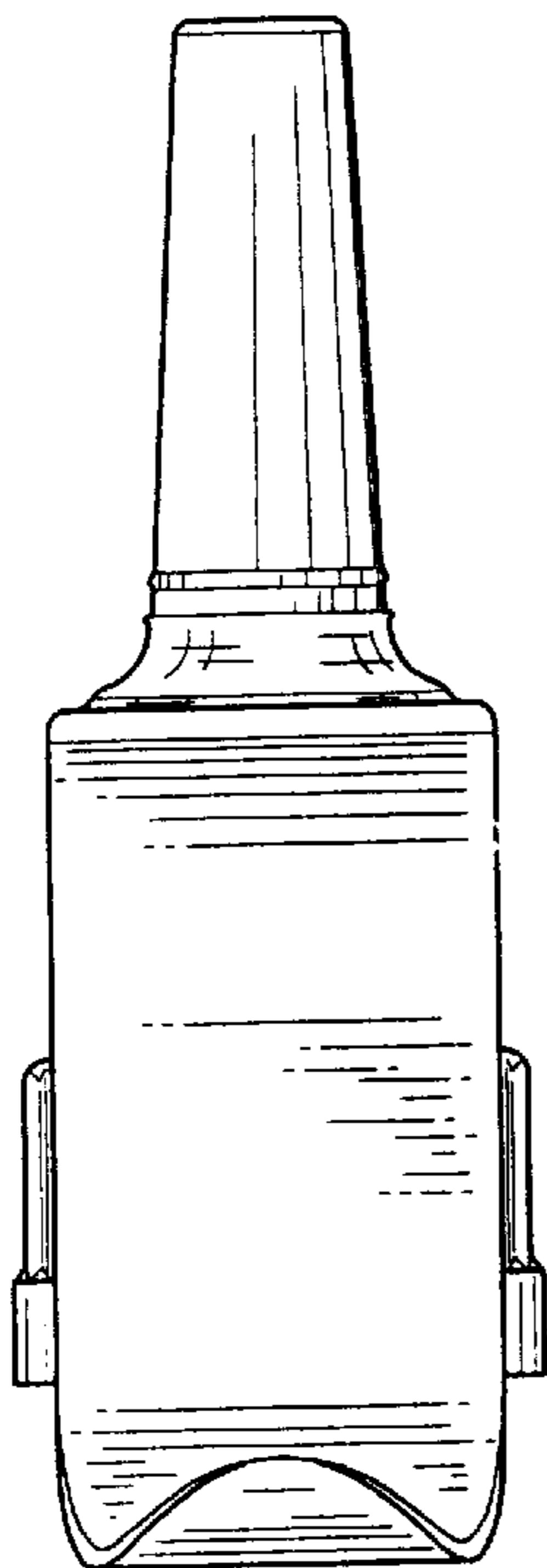


FIG. 2

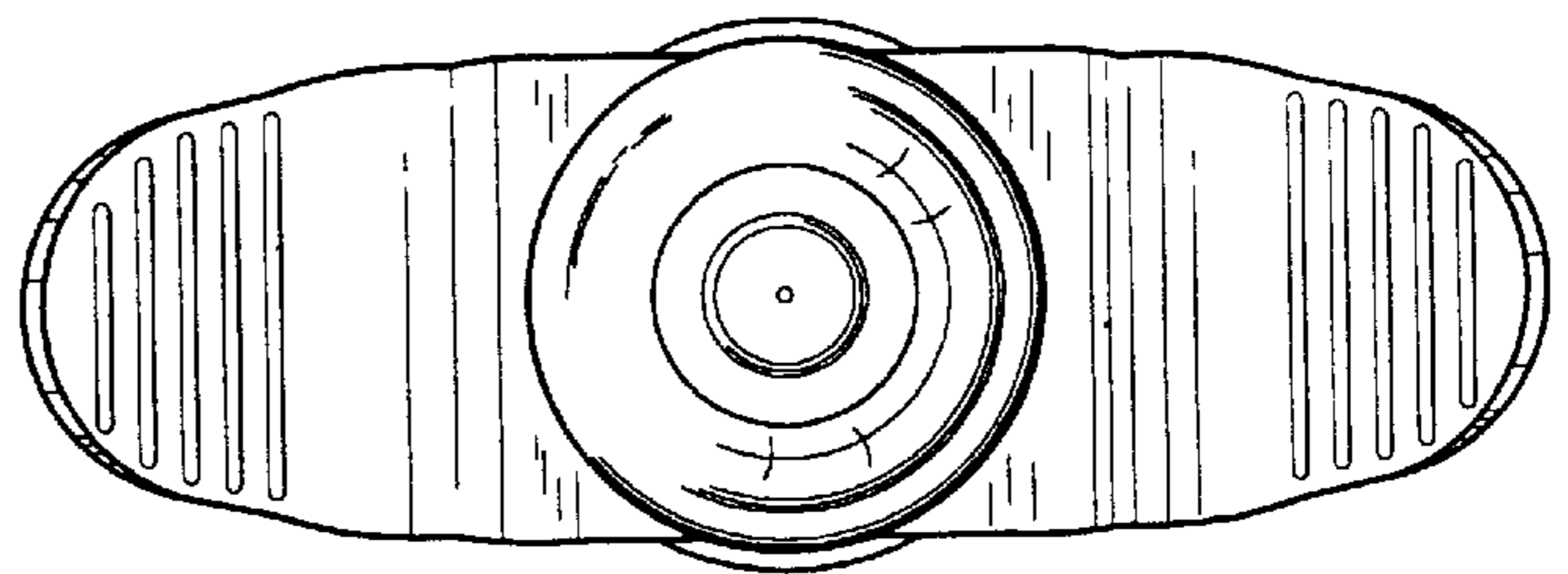


FIG. 4

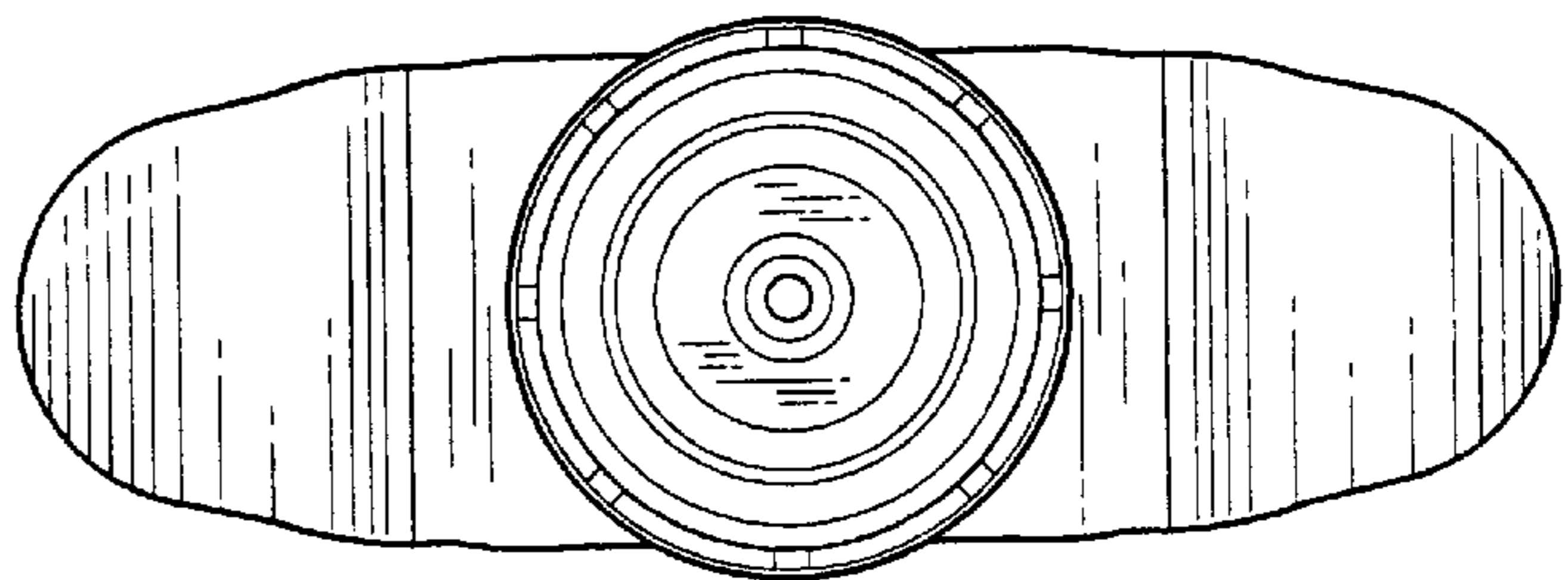


FIG. 5