



US00D428126S

United States Patent [19]

Hulsebus et al.

[11] Patent Number: Des. 428,126

[45] Date of Patent: ** Jul. 11, 2000

[54] TOILET SEAT AND COVER COMBINATION

[75] Inventors: Randy K. Hulsebus, Plymouth;
Timothy J. Otte, Sheboygan Falls, both
of Wis.

[73] Assignee: Bemis Manufacturing Company,
Sheboygan Falls, Wis.

[**] Term: 14 Years

[21] Appl. No.: 29/114,698

[22] Filed: Nov. 30, 1999

[51] LOC (7) Cl. 23-02

[52] U.S. Cl. D23/311

[58] Field of Search D23/303-311;
4/217, 234, 236, 242.1, 245.1, 245.2, 245.3,
252.1, 253

[56] References Cited

U.S. PATENT DOCUMENTS

- D. 237,969 12/1975 Firdmann .
- D. 254,684 4/1980 Boyter .
- D. 261,029 9/1981 Boyter .
- D. 262,733 1/1982 Bjorn .
- D. 271,417 11/1983 Thygesen et al. D23/311
- D. 287,846 1/1987 Nishida .
- D. 292,018 9/1987 Lepoix .
- D. 318,525 7/1991 Bock .
- D. 330,412 10/1992 Rasmussen D23/311
- D. 332,830 1/1993 Gerlach .
- D. 348,926 7/1994 Rasmussen .

- D. 352,995 11/1994 Reid et al. D23/311
- D. 355,713 2/1995 Kelly .
- D. 379,498 5/1997 Matsunaga D23/311
- D. 387,851 12/1997 Pieters .
- D. 389,903 1/1998 Jones et al. .
- D. 402,740 12/1998 Ochi et al. .
- D. 413,969 9/1999 Lin .

Primary Examiner—Eric Watterson
Attorney, Agent, or Firm—Michael Best & Friedrich LLP

[57] CLAIM

The ornamental design for a toilet seat and cover combination, as shown and described.

DESCRIPTION

FIG. 1 is a front perspective view of a toilet seat and cover combination showing our new design with the cover lowered;

FIG. 2 is a rear perspective view thereof;

FIG. 3 is a top plan view thereof;

FIG. 4 is a left side elevational view thereof, the right side view being a mirror image of that shown.

FIG. 5 is a front elevational view thereof;

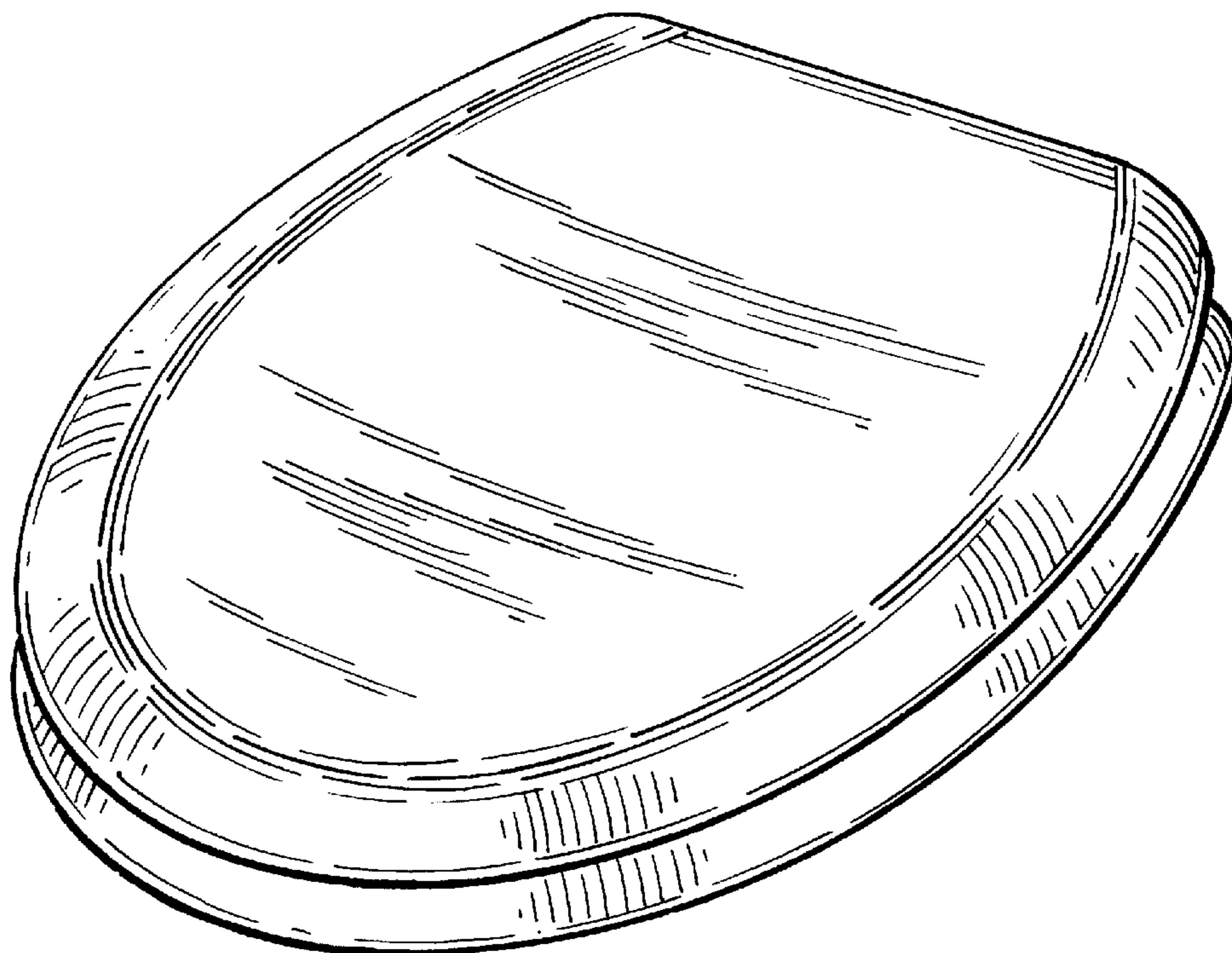
FIG. 6 is a rear elevational view thereof;

FIG. 7 is a front perspective view of the seat portion with the cover removed for ease of illustration; and,

FIG. 8 is a cross-sectional view taken along line 8-8 in FIG. 3.

The bottom portions of the seat and cover not shown are not part of the claimed design.

1 Claim, 3 Drawing Sheets



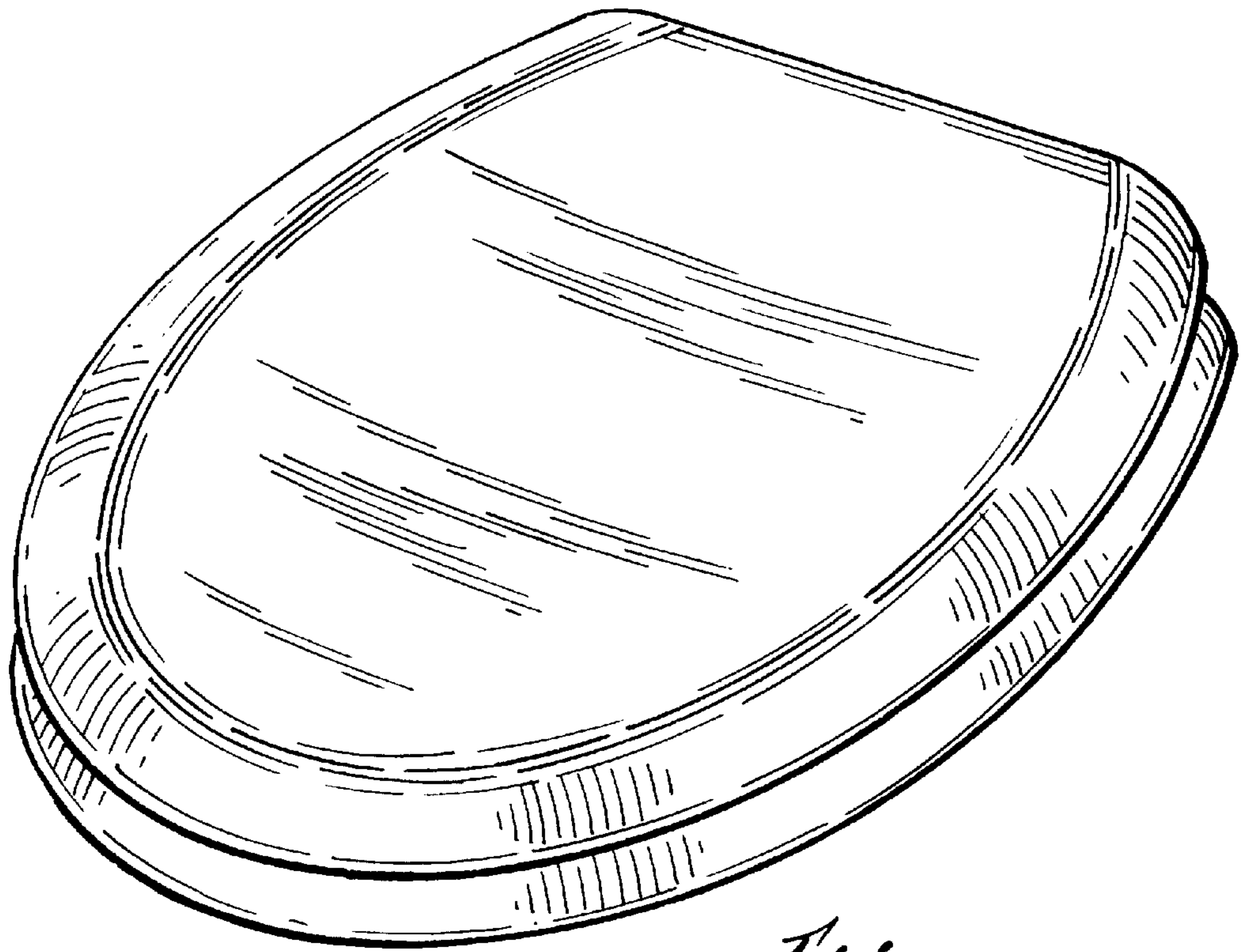


Fig. 1

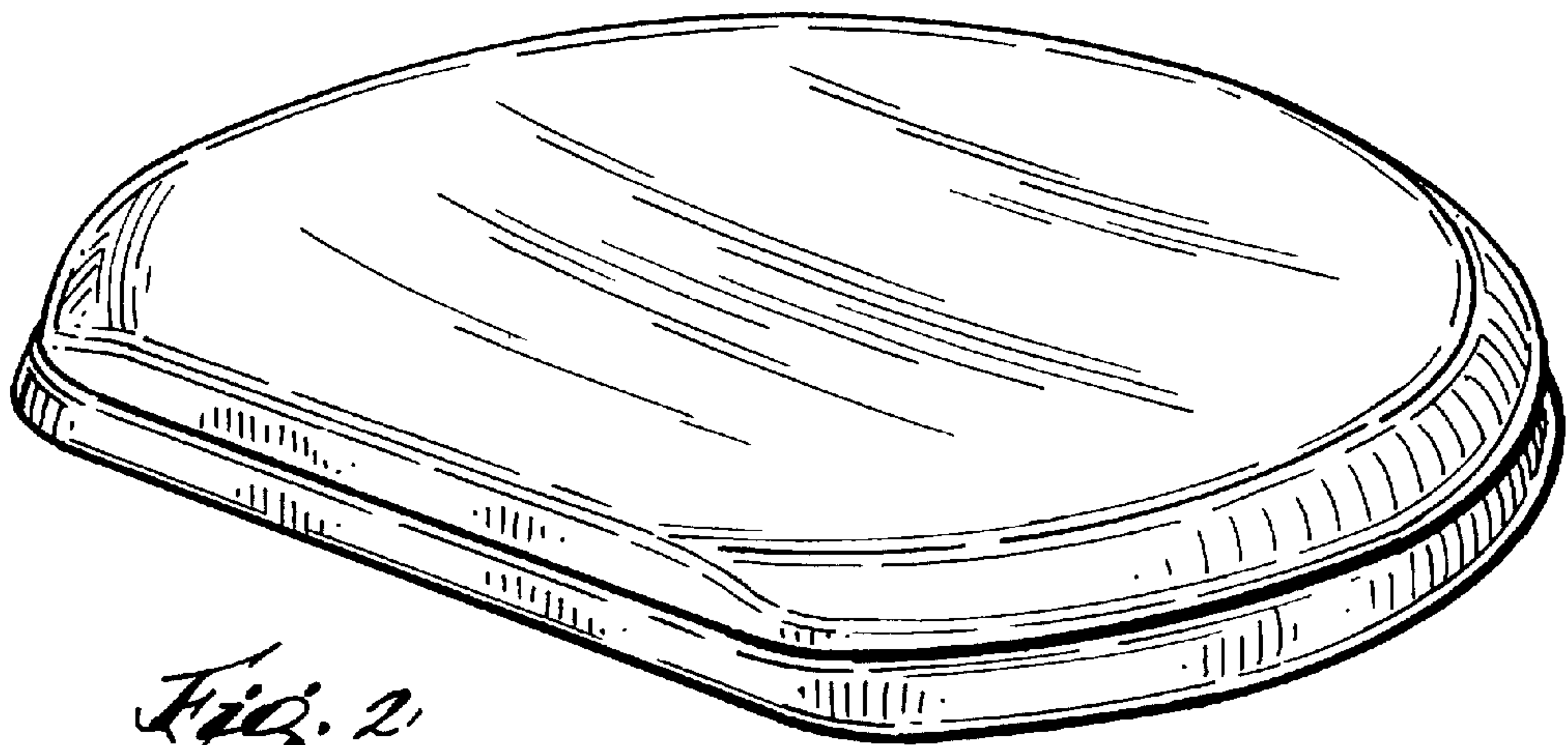


Fig. 2




Fig. 3




Fig. 4




Fig. 5




Fig. 6




Fig. 7



Fig. 8