



US00D428124S

United States Patent [19]
Starck

[11] **Patent Number: Des. 428,124**
[45] **Date of Patent: ** Jul. 11, 2000**

[54] **SLIDE BAR WITH SHOWER HOLDER**

[75] Inventor: **Philippe Starck**, Issy-les-Moulineaux,
France

[73] Assignee: **Hansgrohe AG**, Schiltach, Germany

[**] Term: **14 Years**

[21] Appl. No.: **29/106,544**

[22] Filed: **Jun. 17, 1999**

[30] **Foreign Application Priority Data**

Dec. 18, 1998 [DE] Germany 498 12 564

[51] **LOC (7) Cl.** **23-02**

[52] **U.S. Cl.** **D23/304**

[58] **Field of Search** D23/304-311,
D23/213, 223, 228, 229; D8/349, 354,
356, 373; 4/567-570, 601, 615; 285/47,
138; 248/125.1

[56] **References Cited**

U.S. PATENT DOCUMENTS

D. 384,129 9/1997 Neufeld et al. D23/213
D. 385,333 10/1997 Caroen et al. D23/228
D. 391,341 2/1998 Sutherland D23/228

D. 391,629 3/1998 Gottwald D23/304
D. 401,680 11/1998 Tiernan D23/304
D. 407,806 4/1999 Dimitriadis et al. D23/304

OTHER PUBLICATIONS

Hans Grohe GmbH & Co. KG, "hansgrohe, Katalog '97",
Jan., 1997, 4 pages.
Grohetec, "Brausen-Programm", Mar., 1997, 4 pages.

Primary Examiner—Eric Watterson
Attorney, Agent, or Firm—Duane, Morris & Heckscher LLP

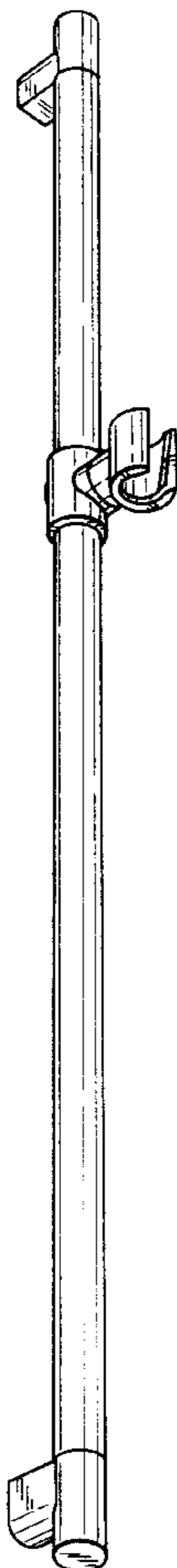
[57] **CLAIM**

The ornamental design for a slide bar with shower holder, as
shown and described.

DESCRIPTION

FIG. 1 is a side perspective view of a slide bar with shower
holder showing my new design;
FIG. 2 is a front elevation view thereof;
FIG. 3 is a side elevation view, the opposite side being a
mirror image thereof;
FIG. 4 is a rear elevation view thereof;
FIG. 5 is a top plan view thereof; and,
FIG. 6 is a bottom plan view thereof.

1 Claim, 1 Drawing Sheet



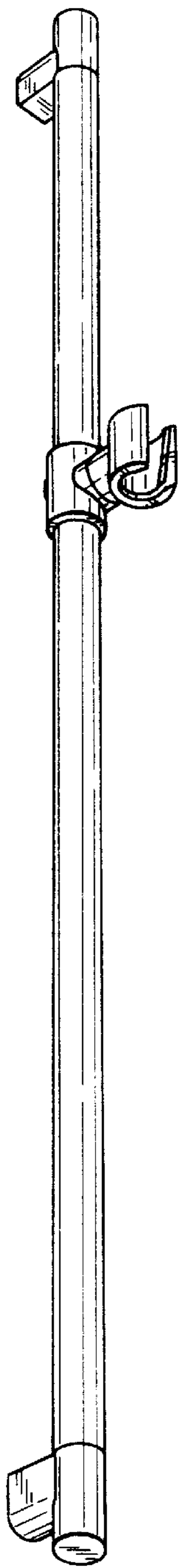


FIG. 1

FIG. 2



FIG. 3

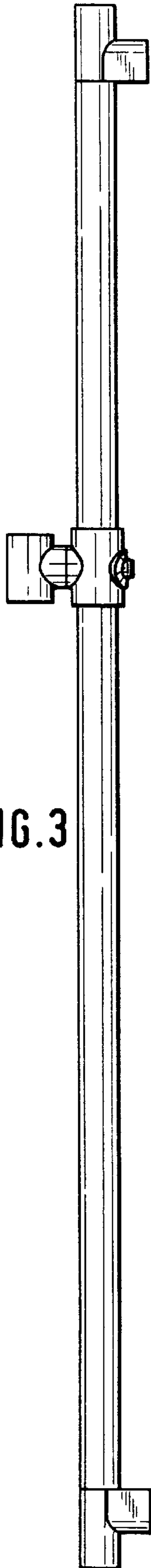


FIG. 4



FIG. 5



FIG. 6