



US00D428118S

United States Patent [19] McKeone

[11] **Patent Number: Des. 428,118**

[45] **Date of Patent: ** Jul. 11, 2000**

[54] **HANDLE**

[75] Inventor: **William C. McKeone**, Sheboygan, Wis.

[73] Assignee: **Kohler Co.**, Kohler, Wis.

[**] Term: **14 Years**

[21] Appl. No.: **29/113,589**

[22] Filed: **Nov. 8, 1999**

[51] **LOC (7) Cl.** **23-01**

[52] **U.S. Cl.** **D23/252**

[58] **Field of Search** D23/238-243,
D23/250-257; D8/300-308; 4/675-678;
137/801

[56] **References Cited**

U.S. PATENT DOCUMENTS

D. 285,106	8/1986	Yost	D23/252
D. 290,496	6/1987	Ryan	D23/252
D. 318,717	7/1991	Spangler	D23/252
D. 327,532	6/1992	Ko	D23/252
D. 340,763	10/1993	Bonnell	D23/250
D. 357,305	4/1995	Fabian	D23/252
D. 365,384	12/1995	Robbins	D23/252
D. 372,299	7/1996	Fabian	D23/250

D. 407,143	3/1999	Hyde et al.	D23/252
D. 407,466	3/1999	Hundley et al.	D23/252
D. 419,647	1/2000	Warshawsky	D23/252

OTHER PUBLICATIONS

1989 Harden catalog ad, p. 87, showing a lever handle.

Primary Examiner—Eric Watterson

Attorney, Agent, or Firm—Quarles & Brady LLP

[57] **CLAIM**

The ornamental design for a handle, as shown and described.

DESCRIPTION

FIG. 1 is a left, top, front perspective view of a handle embodying my new design;

FIG. 2 is a front elevational view thereof, the rear elevational view being a mirror image of the front elevational view shown;

FIG. 3 is a top plan view thereof;

FIG. 4 is a bottom plan view thereof;

FIG. 5 is a right side elevational view thereof; and,

FIG. 6 is a left side elevational view thereof.

The broken line representation of a hole in FIG. 4 is for the purpose of illustration only, and forms no part of the claimed design.

1 Claim, 2 Drawing Sheets




FIG. 1




FIG. 2

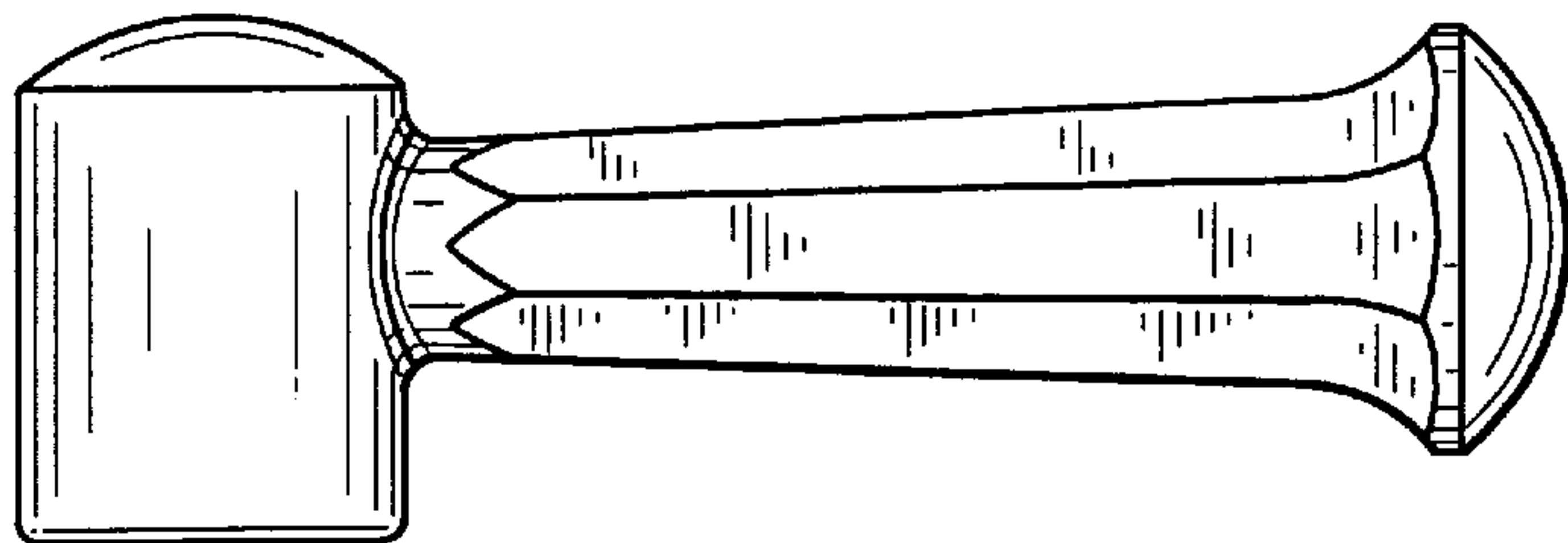


FIG. 3

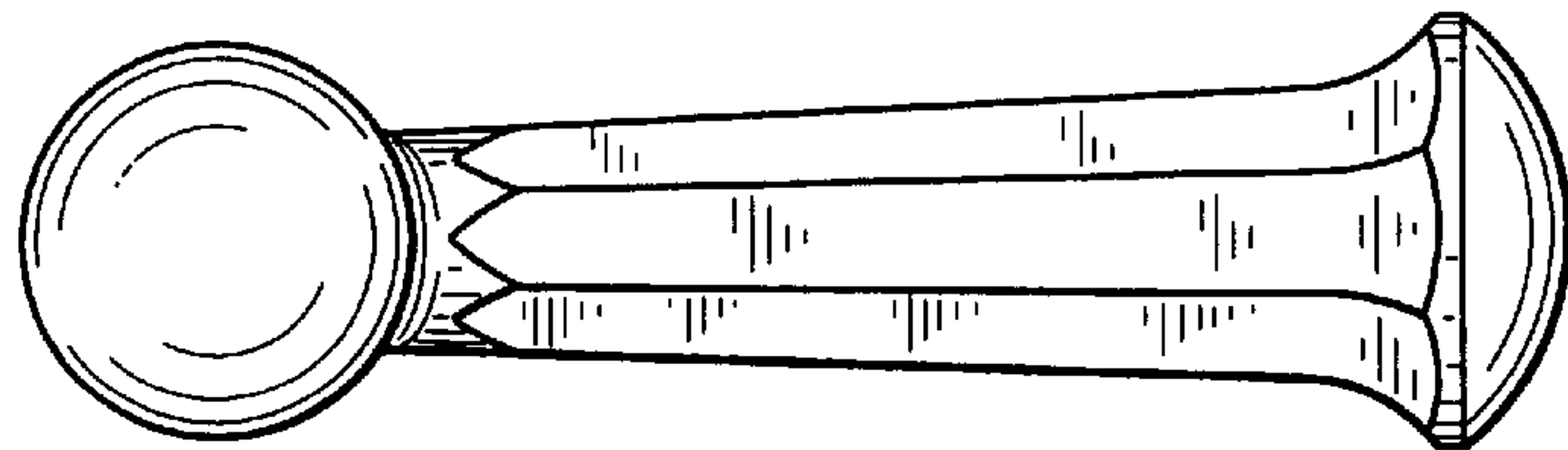


FIG. 4

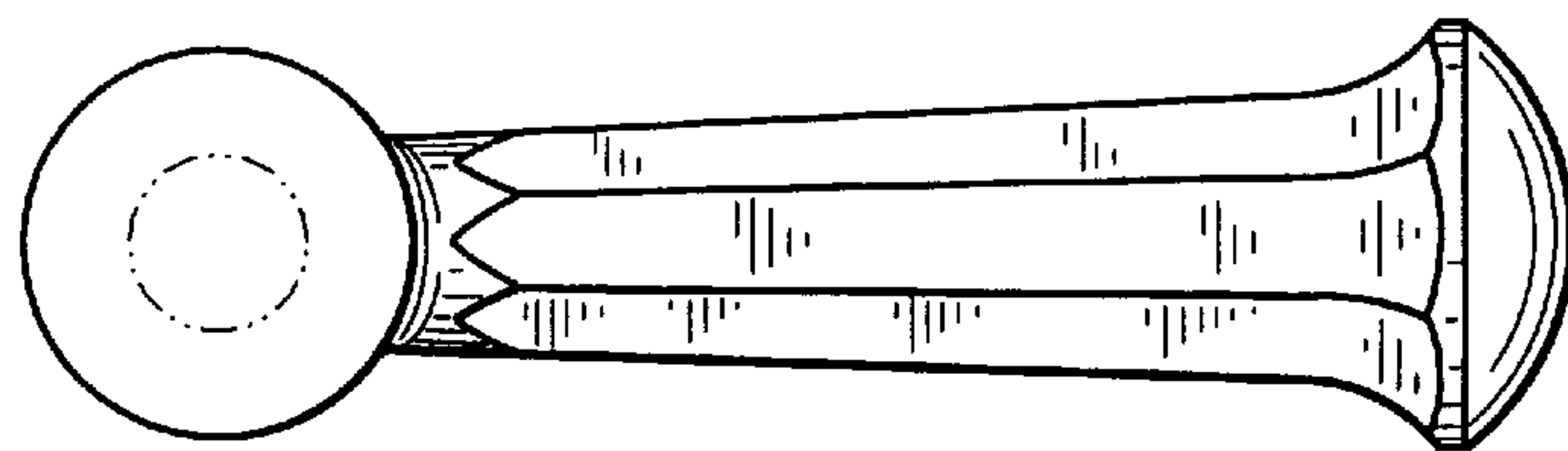


FIG. 5

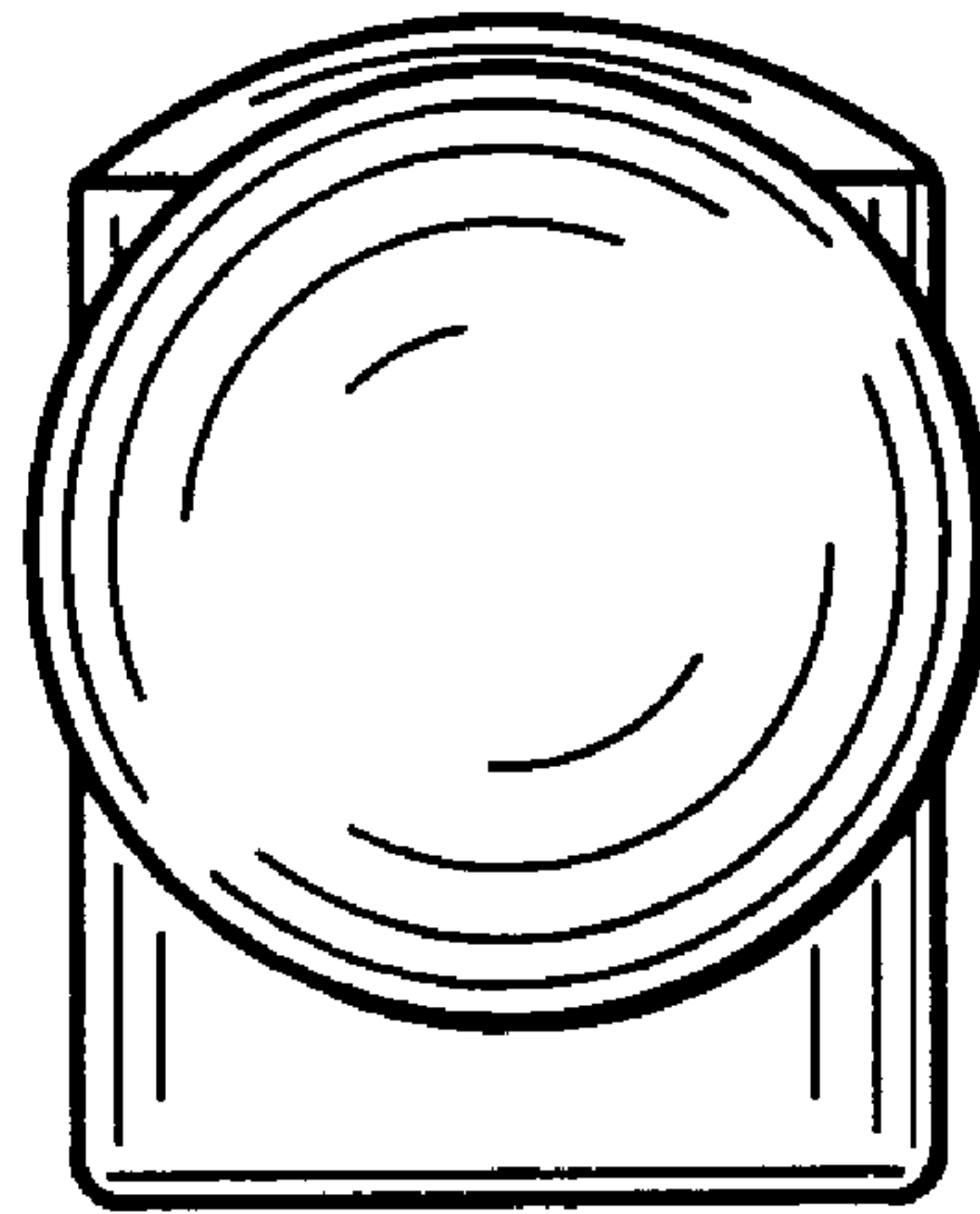


FIG. 6

