



US00D428107S

United States Patent [19]

Liberato et al.

[11] **Patent Number: Des. 428,107**

[45] **Date of Patent: ** Jul. 11, 2000**

[54] **FISHING ROD HANDLE**

[75] Inventors: **Vincent R. Liberato**, 24 Beacon Hill Dr., Dobbs Ferry, N.Y. 10522; **Rocco Petruzzelli**, 2 Lady Godiva Way, New City, N.Y. 10956

[73] Assignees: **Vincent R. Liberato**, Dobbs Ferry; **Rocco Petruzzelli**, New City, both of N.Y.

[**] Term: **14 Years**

[21] Appl. No.: **29/105,016**

[22] Filed: **May 14, 1999**

[51] **LOC (7) Cl.** **22-05**

[52] **U.S. Cl.** **D22/142**

[58] **Field of Search** D22/137, 138, D22/139, 142; 43/18.1, 23, 22

[56] **References Cited**

U.S. PATENT DOCUMENTS

D. 350,804	9/1994	Park	D22/142
3,581,426	6/1971	Miller	43/22
3,653,141	4/1972	Rumbaugh	43/22
4,467,548	8/1984	Tabor	D22/142

4,607,975	8/1986	Lo	42/23
4,646,460	3/1987	Rumbaugh	43/22
5,522,169	6/1996	Heller	43/23
5,535,539	7/1996	Vetre	43/23

OTHER PUBLICATIONS

Bell and Co. 1959, Pflueger Rods, p. 196, D22/141, Nov. 1958.

Primary Examiner—Louis S. Zarfes
Assistant Examiner—Inga-Maria Hyttinen
Attorney, Agent, or Firm—Notaro & Michalos P.C.


[57] **CLAIM**

The ornamental design for a fishing rod handle, as shown and described.

DESCRIPTION

FIG. 1 is a side elevational view of a fishing rod handle showing our new design therefor it being understood that the opposite side is a mirror image thereof except for the orientation of the threads as illustrated in FIGS. 1, 4, and 5; FIG. 2 is a back end view thereof; FIG. 3 is a front end view thereof; FIG. 4 is a top plan view thereof; and, FIG. 5 is a bottom plan view thereof.

1 Claim, 1 Drawing Sheet






FIG. 1

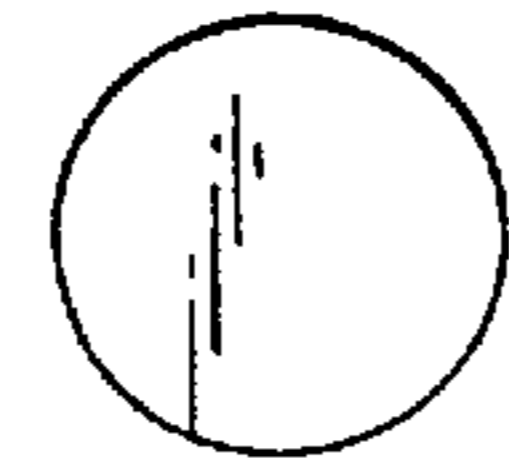


FIG. 2

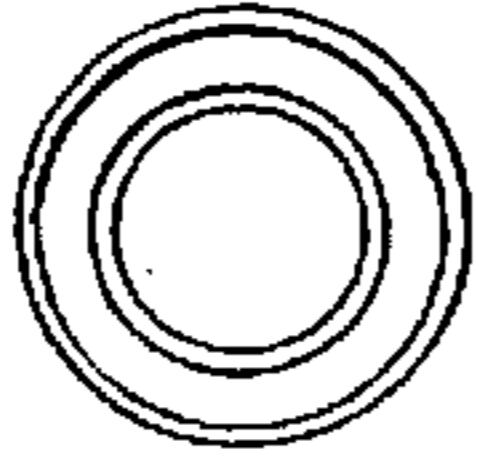


FIG. 3




FIG. 4




FIG. 5