



US00D428089S

# United States Patent [19] Smith

[11] **Patent Number: Des. 428,089**  
[45] **Date of Patent: \*\* Jul. 11, 2000**

[54] **SAND BUNKER GOLF TARGET**  
[76] Inventor: **Martin L. Smith**, 293 Crow Valley Rd., Bailey, Colo. 80421  
[\*\*] Term: **14 Years**  
[21] Appl. No.: **29/106,763**  
[22] Filed: **Jun. 22, 1999**  
[51] **LOC (7) Cl.** ..... **21-02**  
[52] **U.S. Cl.** ..... **D21/790**  
[58] **Field of Search** ..... D21/789, 790, D21/791; 473/171, 174, 169, 196

3,752,482 8/1973 Cassel ..... 473/169  
3,966,212 6/1976 Mason .  
5,219,161 6/1993 Williams .  
5,297,795 3/1994 Meikle .

*Primary Examiner*—Mitchell Siegel  
*Attorney, Agent, or Firm*—Ralph F. Crandell

### [57] CLAIM

The ornamental design for a sand bunker golf target, as shown.

### DESCRIPTION

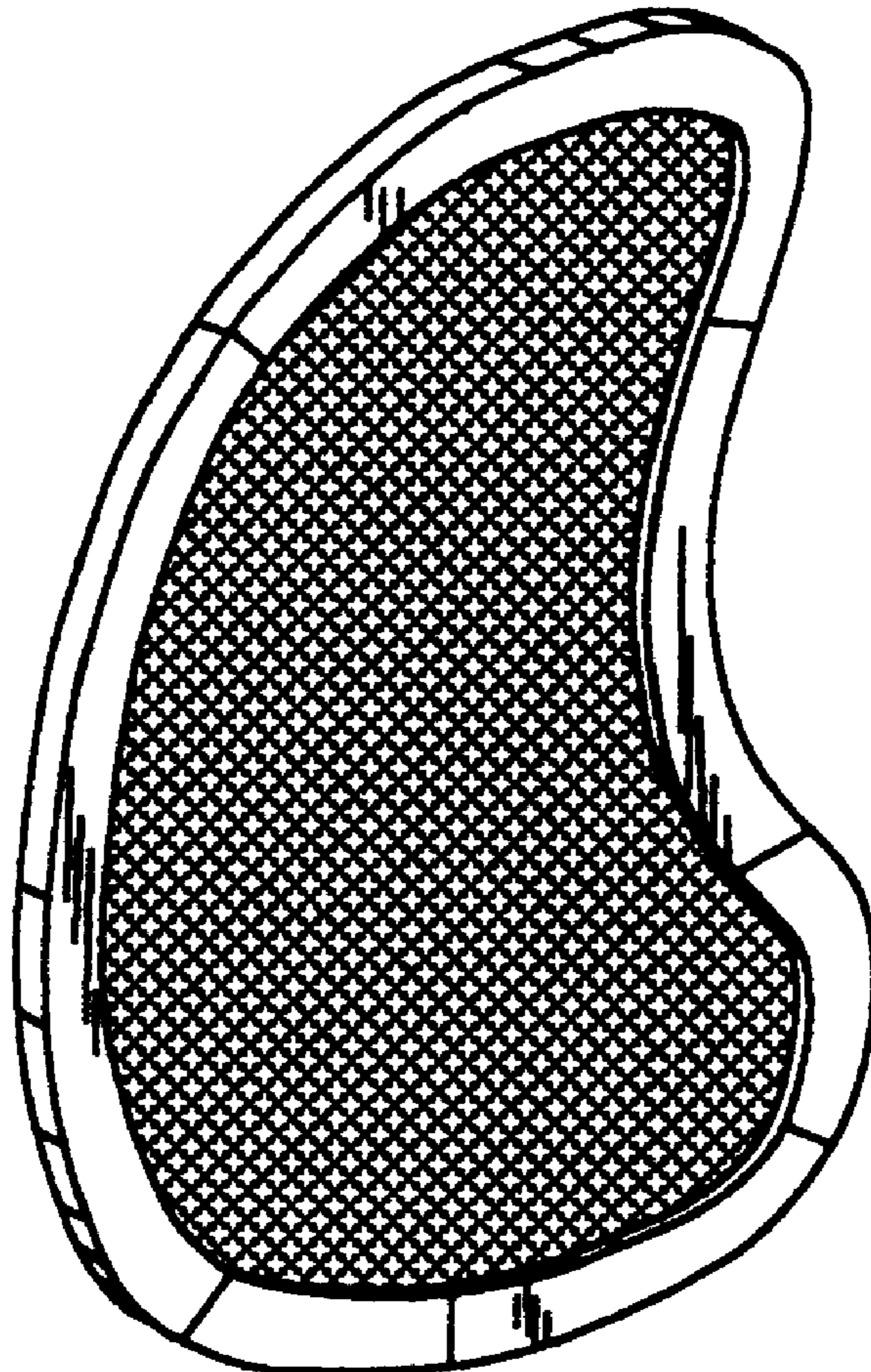
FIG. 1 is a front perspective view of a sand bunker golf target embodying my new design.  
FIG. 2 is a top plan view thereof.  
FIG. 3 is a front elevation view thereof.  
FIG. 4 is a left side elevation view thereof.  
FIG. 5 is a bottom plan view thereof.  
FIG. 6 is a right side elevation view thereof; and,  
FIG. 7 is a rear elevation view thereof.

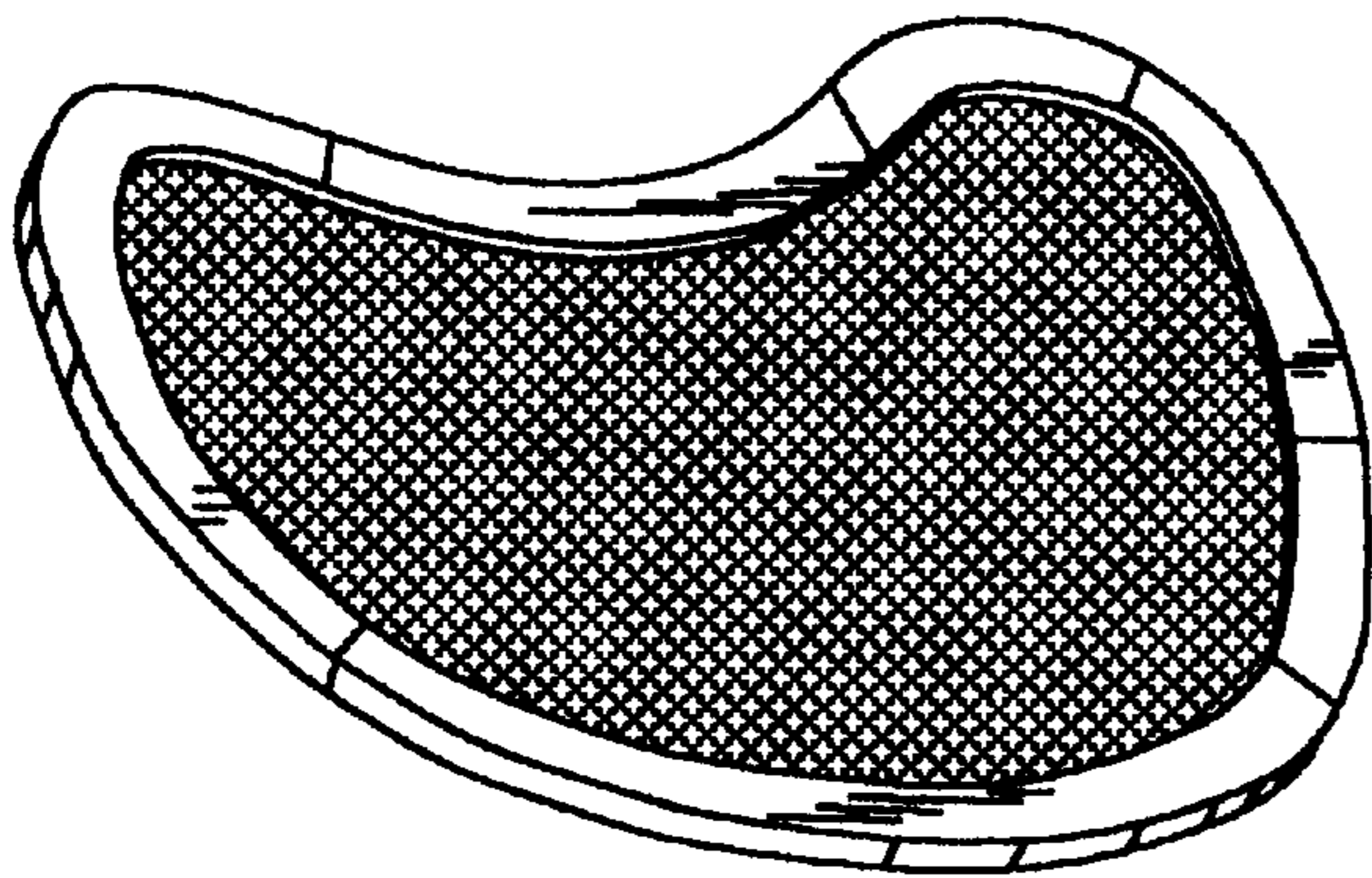
### [56] References Cited

#### U.S. PATENT DOCUMENTS

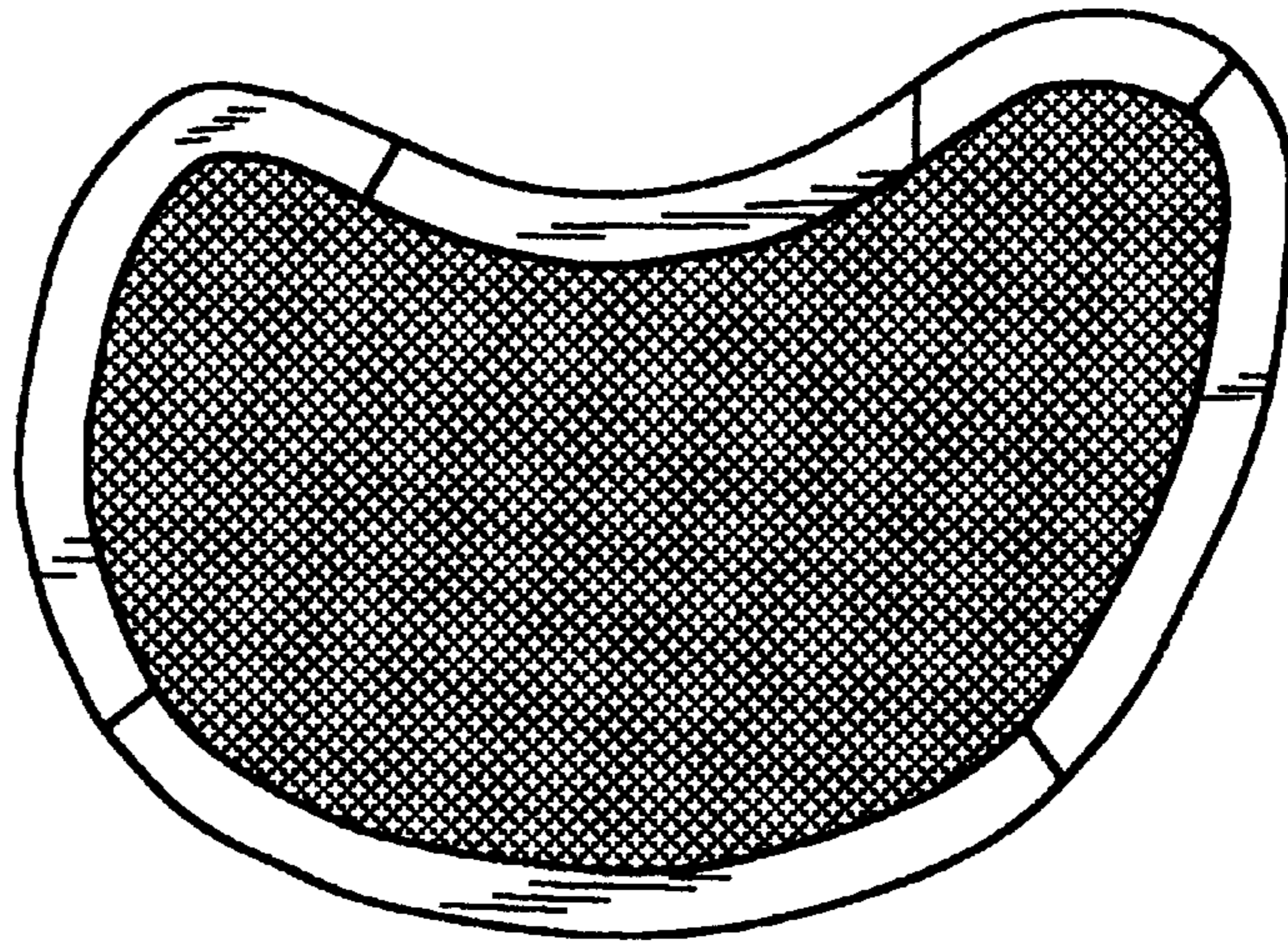
D. 257,785 1/1981 Arnt et al. .... D21/791  
D. 264,114 4/1985 Wojciechowski ..... D21/791  
D. 353,431 12/1994 Yager et al. .... D21/790  
D. 400,631 11/1998 Moore ..... D21/791  
D. 405,144 2/1999 Crum ..... D21/791

**1 Claim, 2 Drawing Sheets**





**Fig. 1**



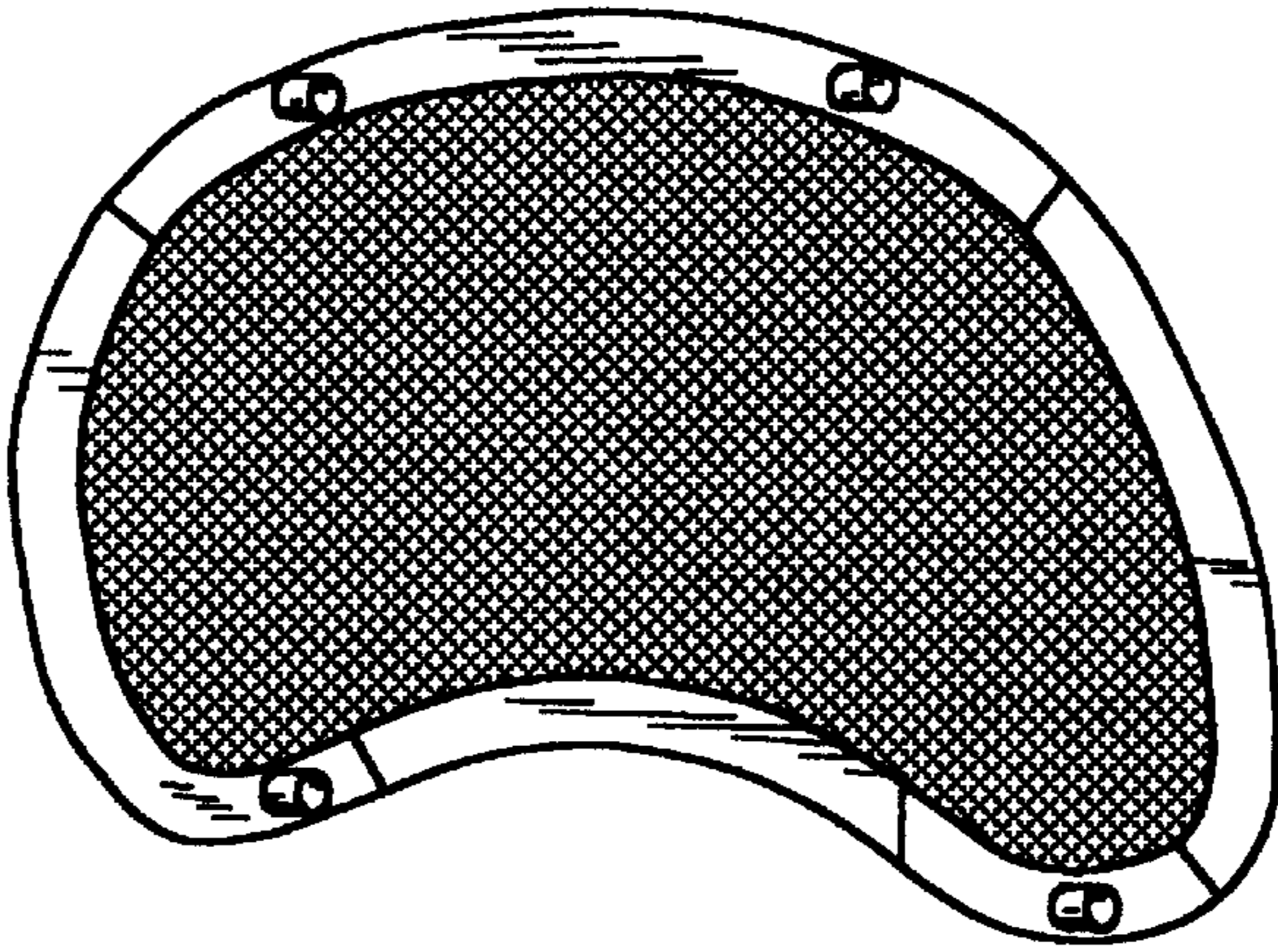
**Fig. 2**



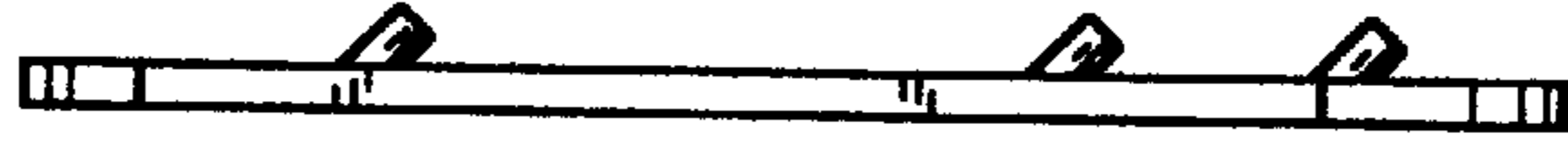
**Fig. 3**



**Fig. 4**



**Fig. 5**



**Fig. 6**



**Fig. 7**