



US00D428056S

# United States Patent [19]

Rousseau

[11] **Patent Number: Des. 428,056**

[45] **Date of Patent: \*\* Jul. 11, 2000**

[54] **FOUNTAIN PEN**

[75] **Inventor: Xavier Rousseau, Paris, France**

[73] **Assignee: Chaumet International S.A., Paris, France**

[\*\*] **Term: 14 Years**

[21] **Appl. No.: 29/117,872**

[22] **Filed: Feb. 1, 2000**

[51] **LOC (7) Cl. .... 19-06**

[52] **U.S. Cl. .... D19/49; D19/43; D19/56; D19/57**

[58] **Field of Search .... D19/35, 36, 41-51, D19/53-58, 81-85; 401/221, 222, 243-247, 133**

[56] **References Cited**

**U.S. PATENT DOCUMENTS**

D. 99,213	4/1936	Peters	.....	D19/49
D. 176,748	1/1956	Asturias, Jr.	.....	D19/49
D. 273,397	4/1984	Hechter	.....	D19/49
D. 282,553	2/1986	LeBlanc	.....	D19/49
D. 331,259	11/1992	Rousseau	.....	D19/49

D. 363,949	11/1995	Compte	.....	D19/49
D. 396,056	7/1998	Perrin et al.	.....	D19/49
2,105,600	1/1938	Johndohl et al.	.....	401/133

*Primary Examiner*—Martie K. Holtje  
*Attorney, Agent, or Firm*—Bazerman & Drangel, P.C.

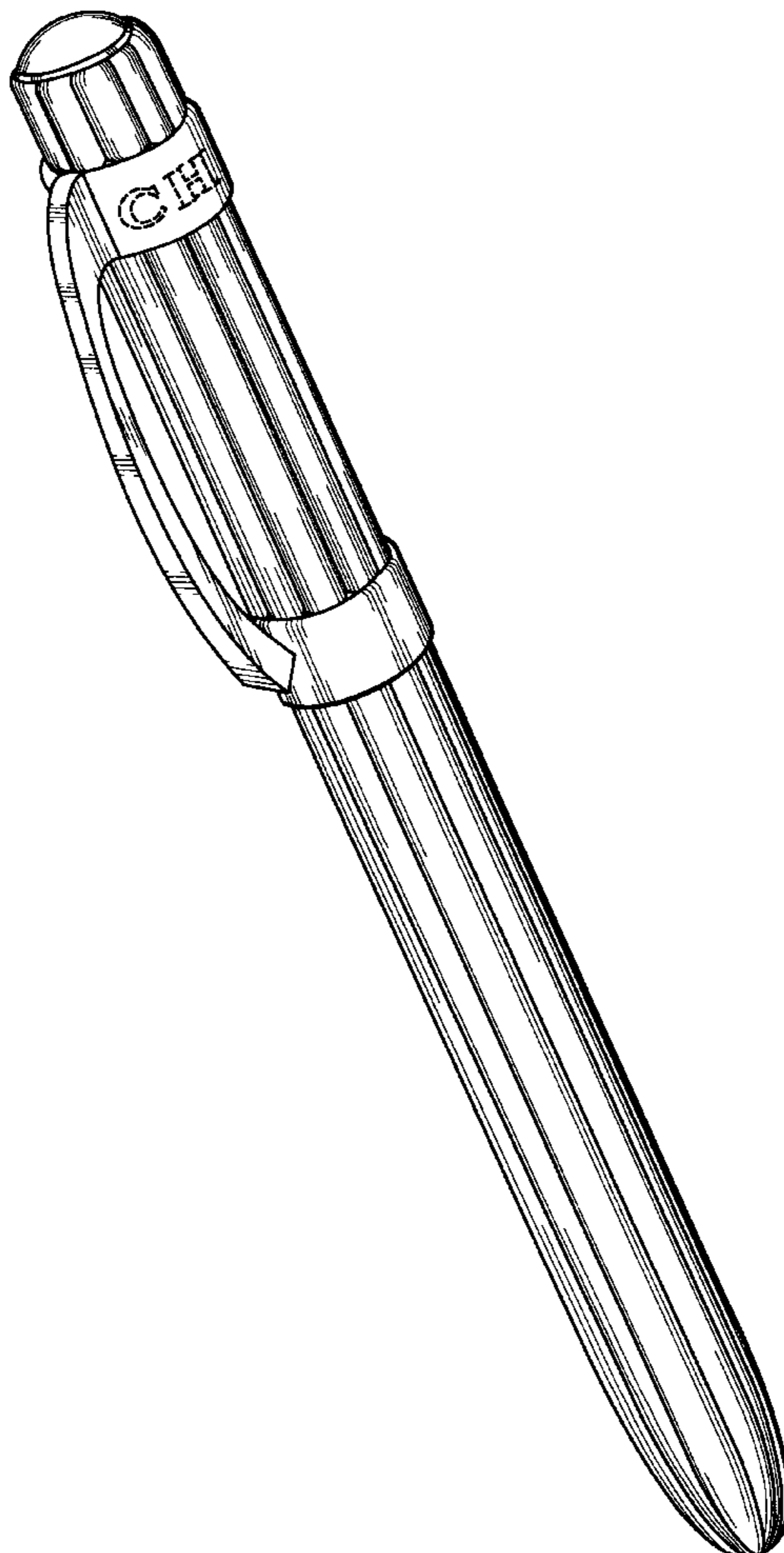
[57] **CLAIM**

The ornamental design for a fountain pen, as shown and described.

**DESCRIPTION**

FIG. 1 is a perspective view of the fountain pen showing my new design in closed position, the lettering shown in dotted lines is not claimed as part of my design;  
 FIG. 2 is a front elevational view thereof;  
 FIG. 3 is a top plan view thereof;  
 FIG. 4 is a bottom plan view thereof;  
 FIG. 5 is a front elevational view with the cap removed, the nib is shown in dotted lines and is not claimed as part of my design;  
 FIG. 6 is a side elevational view of the cap of the fountain pen showing my new design; and,  
 FIG. 7 is a bottom view of the cap.

**1 Claim, 3 Drawing Sheets**



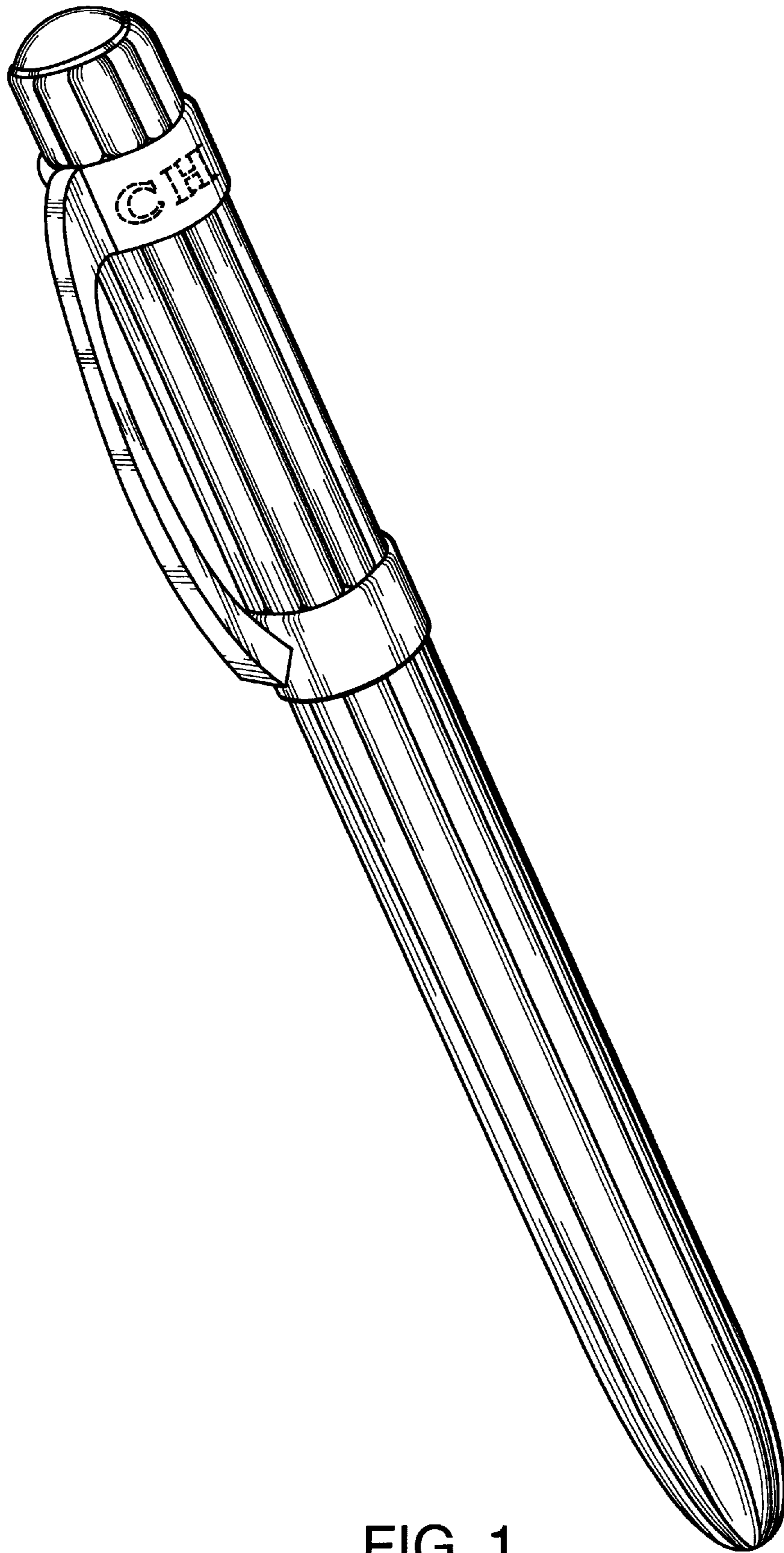


FIG. 1




FIG. 2

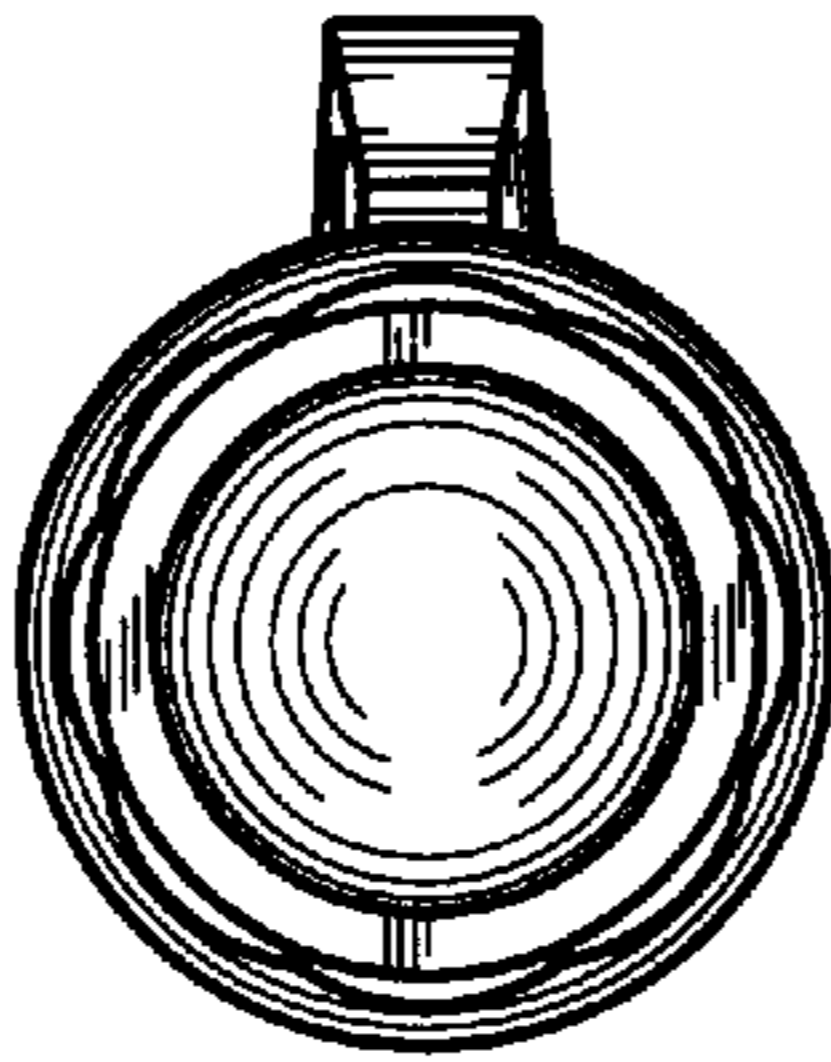


FIG. 3




FIG. 4




FIG. 5

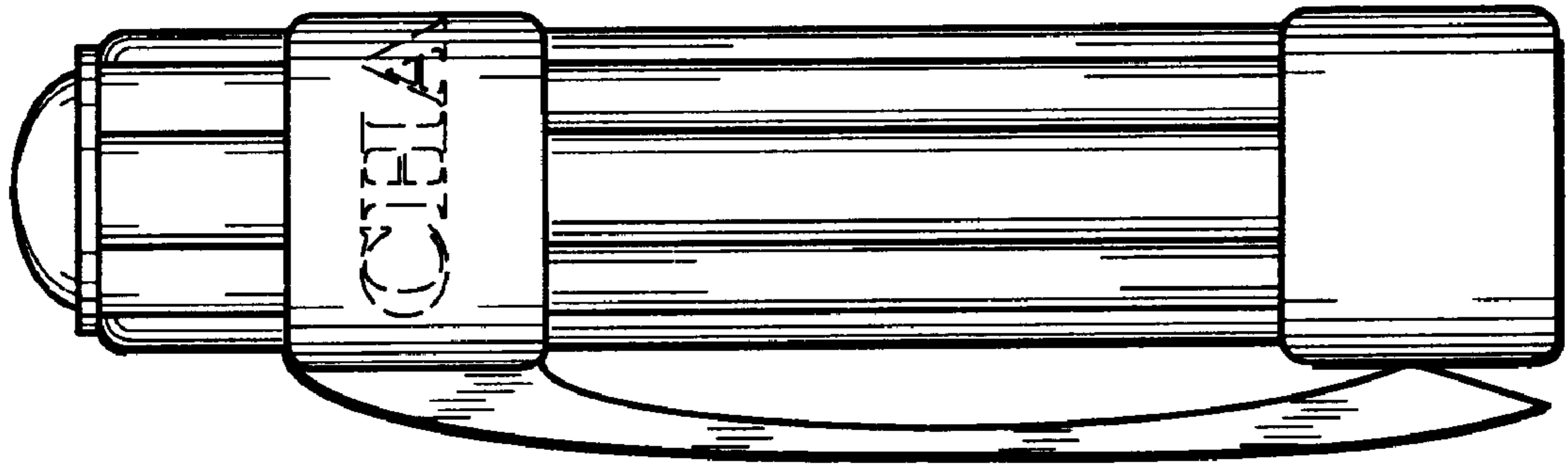


FIG. 6




FIG. 7