



US00D428044S

United States Patent [19]
Cullum, Jr.

[11] **Patent Number: Des. 428,044**

[45] **Date of Patent: ** Jul. 11, 2000**

[54] **ELECTRONIC SHEET MUSIC DISPLAY**

5,689,077 11/1997 Jasinski 84/477 R
5,760,323 6/1998 Romero et al. 84/470 R

[76] Inventor: **Sherman D Cullum, Jr.**, 1550 N.
Parkway, #912, Memphis, Tenn.
38112-4987

Primary Examiner—Adir Aronovich

[**] Term: **14 Years**

[57] **CLAIM**

The ornamental design for an electronic sheet music display,
as shown.

[21] Appl. No.: **29/105,238**

[22] Filed: **May 20, 1999**

DESCRIPTION

[51] **LOC (7) Cl.** **17-99**

[52] **U.S. Cl.** **D17/99**

[58] **Field of Search** D17/24, 99; D19/60,
D19/62; D21/329; 84/470 R, 477 R, 483.1,
609

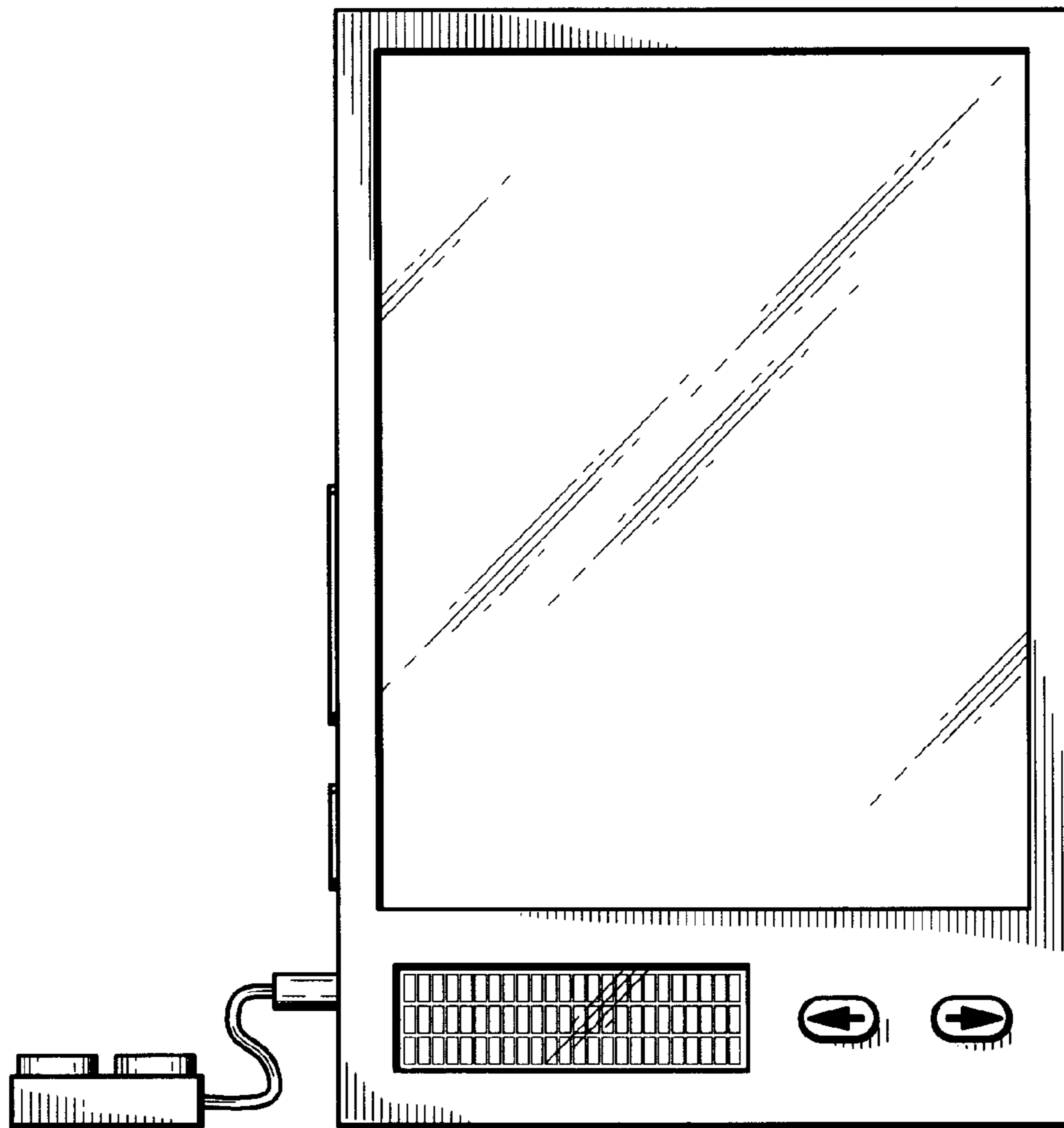
FIG. 1 is a front elevational view of the electronic sheet music display of the present invention;
FIG. 2 is a back elevational view of the electronic sheet music display of FIG. 1;
FIG. 3 is a left side elevational view of the electronic sheet music display of FIG. 1;
FIG. 4 is a right side elevational view of the electronic sheet music display of FIG. 1;
FIG. 5 is a top plan view of the electronic sheet music display of FIG. 1; and,
FIG. 6 is a bottom plan view of the electronic sheet music display of FIG. 1.

[56] **References Cited**

U.S. PATENT DOCUMENTS

D. 266,679	10/1982	Hanzawa	D21/329
D. 375,515	11/1996	Takeda et al.	D17/99
4,350,070	9/1982	Bahu	84/477 R
5,400,687	3/1995	Ishii	84/477 R
5,604,322	2/1997	Kikuchi	84/477 R

1 Claim, 3 Drawing Sheets



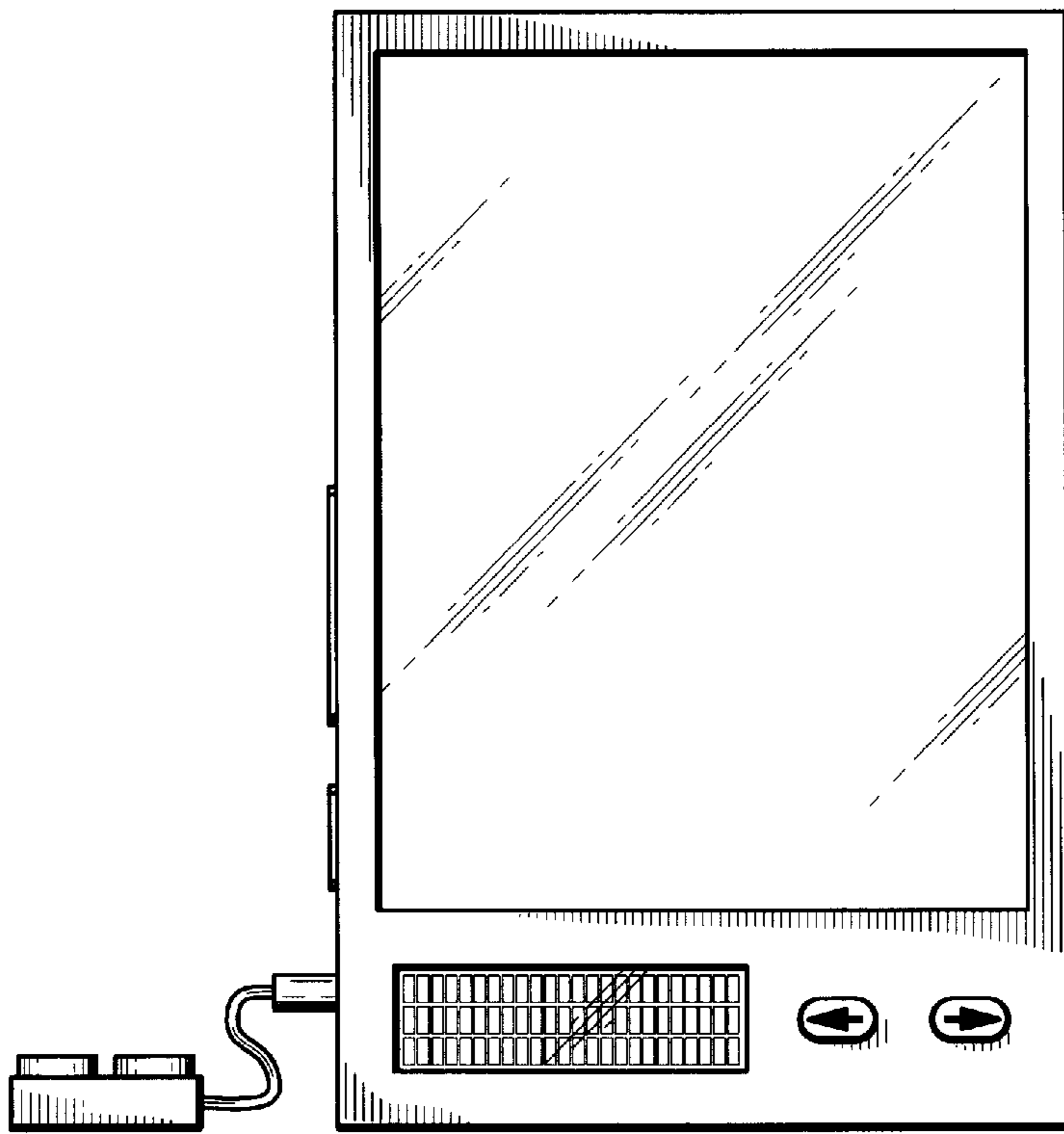


Fig. 1

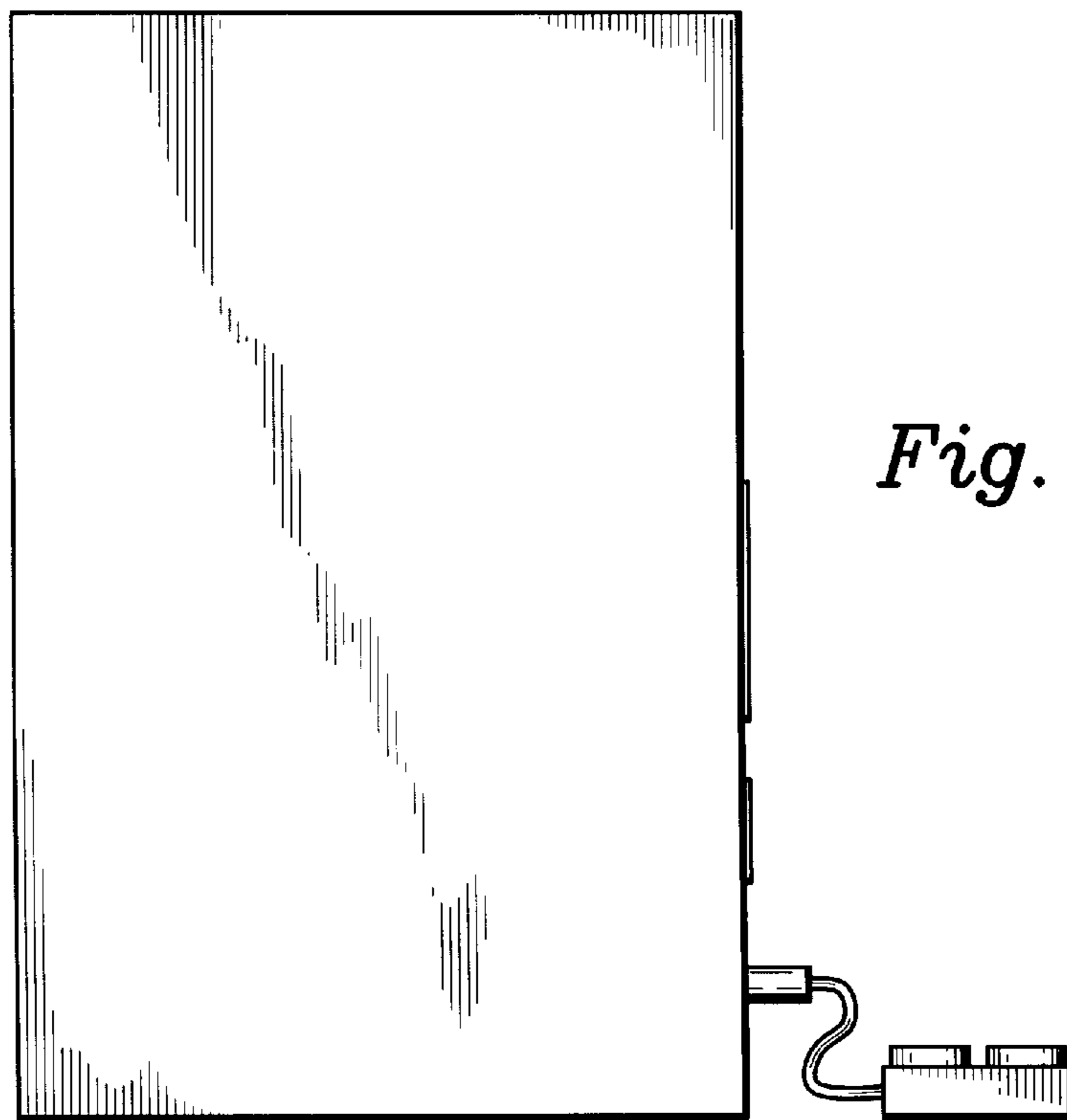


Fig. 2

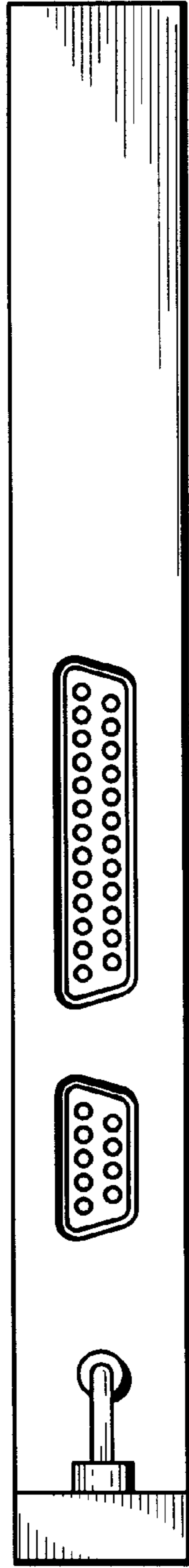


Fig. 3




Fig. 4




Fig. 5




Fig. 6