



US00D428039S

United States Patent [19] Thixton

[11] **Patent Number: Des. 428,039**
[45] **Date of Patent: ** Jul. 11, 2000**

[54] **GOGGLE**

[75] Inventor: **Lek H. Thixton**, Eastsound, Wash.

[73] Assignee: **Oakley, Inc.**, Foothill Ranch, Calif.

[**] Term: **14 Years**

[21] Appl. No.: **29/107,786**

[22] Filed: **Jul. 12, 1999**

[51] **LOC (7) Cl.** **16-06**

[52] **U.S. Cl.** **D16/312**

[58] **Field of Search** D16/101, 300-330;
D29/109, 110; D24/110.2; 351/41, 44, 158;
2/424, 426, 432, 436, 437, 447

[56] **References Cited**

U.S. PATENT DOCUMENTS

D. 230,439	2/1974	Rabuse .	
D. 232,983	10/1974	Rabuse .	
D. 405,102	2/1999	Moritz et al.	D16/312
D. 408,431	4/1999	Simioni	D16/312
1,195,536	8/1916	Arnold .	
1,969,710	8/1934	Jones .	
2,363,422	11/1944	Hutchings .	
3,517,393	6/1970	Beauchef .	
3,638,240	2/1972	Militello .	
3,708,224	1/1973	Lindblom .	
3,945,044	3/1976	McGee et al. .	
4,151,900	5/1979	Kirwan .	
4,215,436	8/1980	Ketterer .	
4,290,673	9/1981	Yamamoto .	
4,336,911	6/1982	Fairchild .	
4,428,081	1/1984	Smith .	
4,435,852	3/1984	Nesler .	
4,447,914	5/1984	Jannard .	
4,455,689	6/1984	Boyer .	
4,528,701	7/1985	Smith .	
4,563,065	1/1986	Kreissl .	
4,716,601	1/1988	McNeal .	

4,748,697	6/1988	Hodnett .	
4,859,048	8/1989	Jannard .	
4,867,550	9/1989	Jannard .	
5,163,185	11/1992	Hodnett .	
5,203,035	4/1993	Lawlor .	
5,297,750	3/1994	Hunt .	
5,542,130	8/1996	Grabos, Jr. et al.	2/436
5,550,599	8/1996	Jannard .	
5,648,832	7/1997	Houston et al. .	
5,774,201	6/1998	Tackles .	

FOREIGN PATENT DOCUMENTS

O 446 698 A2 9/1991 European Pat. Off. .

OTHER PUBLICATIONS

Sunglass Hut Catalog, p. 29, 1994.
Alpina Professional Eyewear, Optik, Preisliste Sport 1996/97.
Alpina, High Impact Resistant Lens, Ski & Sportsglasses By Alpine, '96/'97.

Primary Examiner—Raphael Barkai
Attorney, Agent, or Firm—Knobbe, Martens, Olson & Bear, LLP

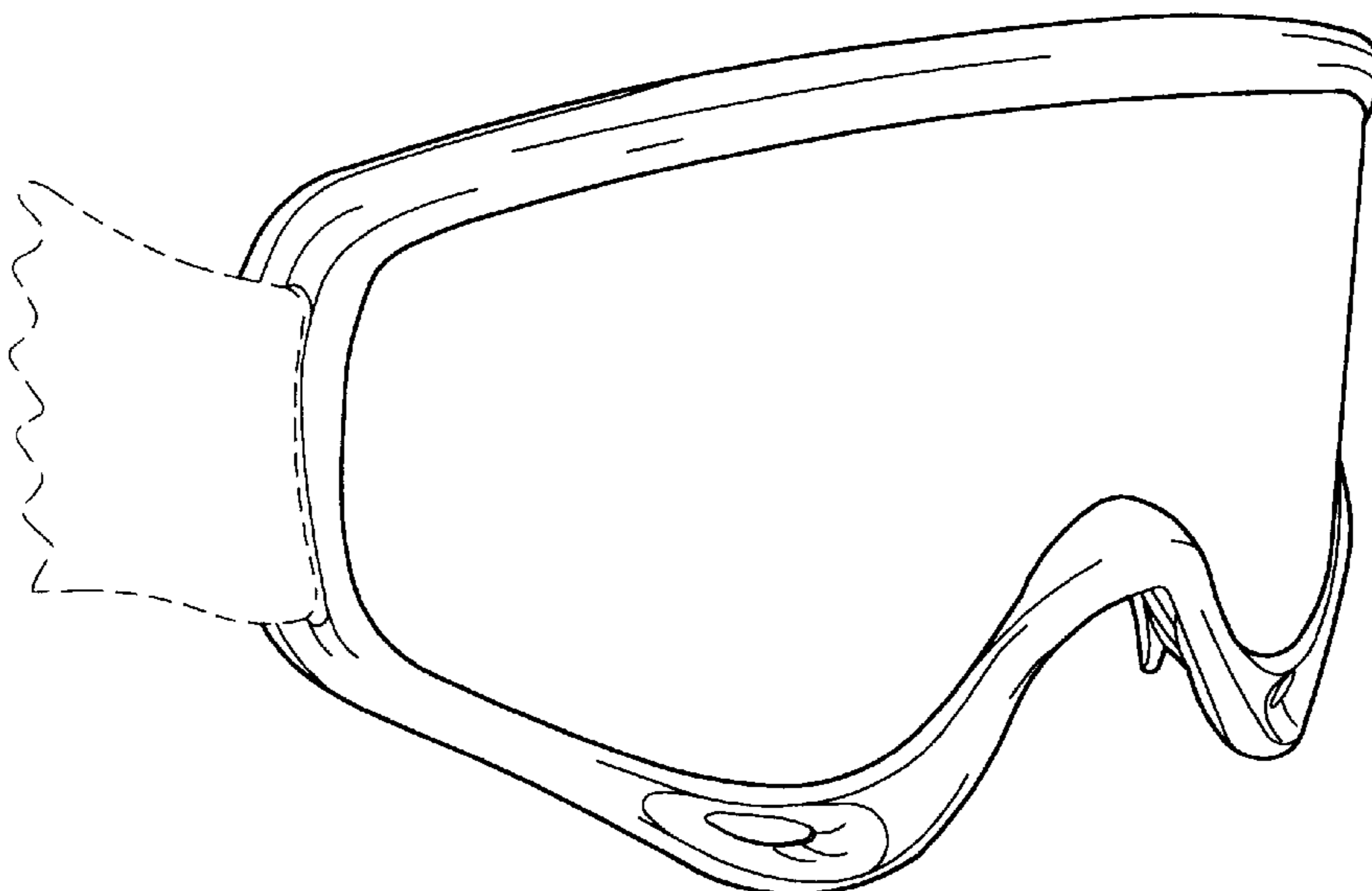
[57] **CLAIM**

The ornamental design for a goggle, as shown and described.

DESCRIPTION

FIG. 1 is a front perspective view of the goggle of the present invention, a goggle strap shown in phantom; FIG. 2 is a front elevational view thereof; FIG. 3 is a rear elevational view thereof; FIG. 4 is a right-side elevational view thereof; FIG. 5 is a left-side elevational view thereof; FIG. 6 is a top plan view thereof; and, FIG. 7 is a bottom plan view thereof.

1 Claim, 4 Drawing Sheets



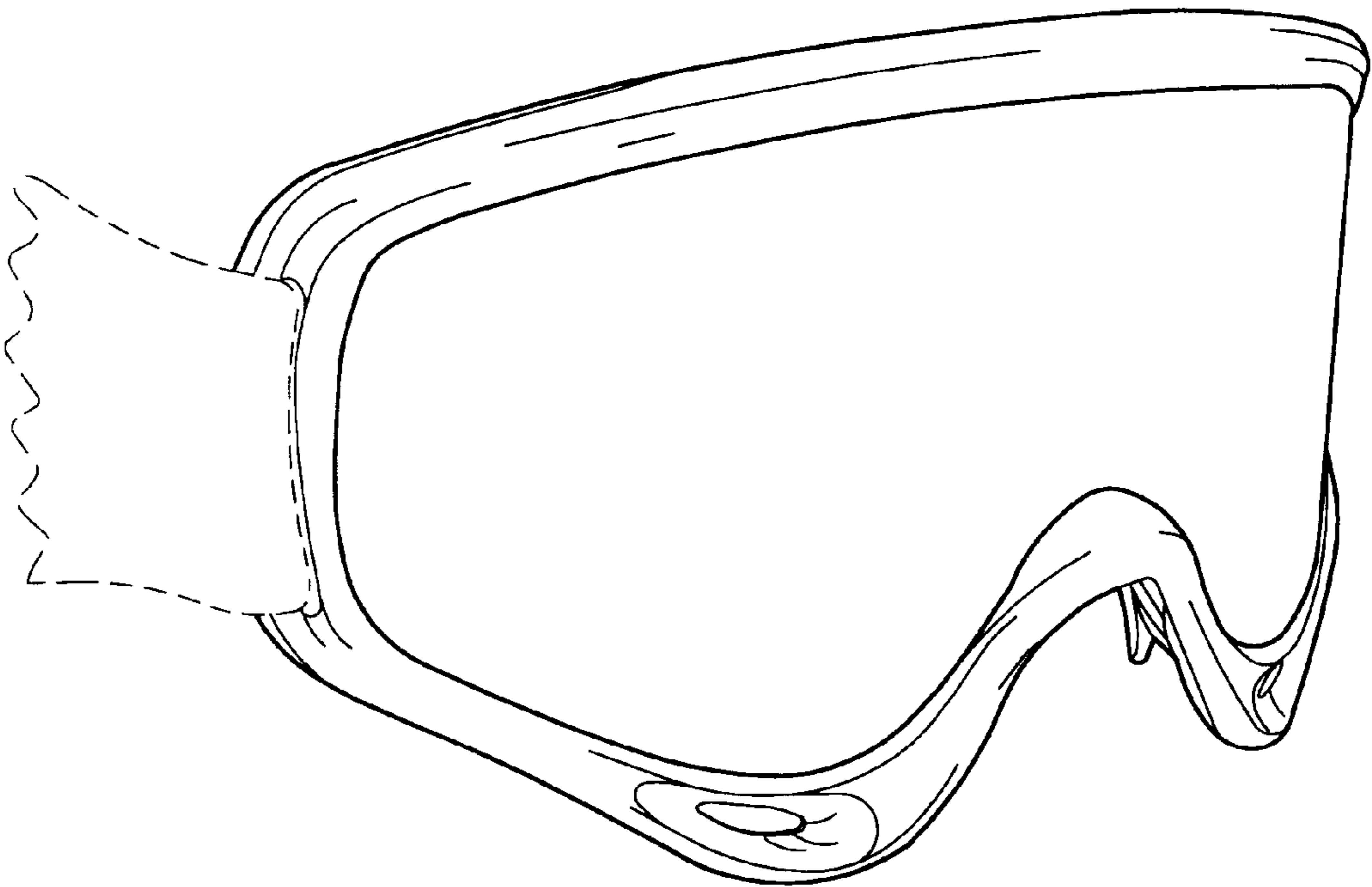


FIG. 1




FIG. 2

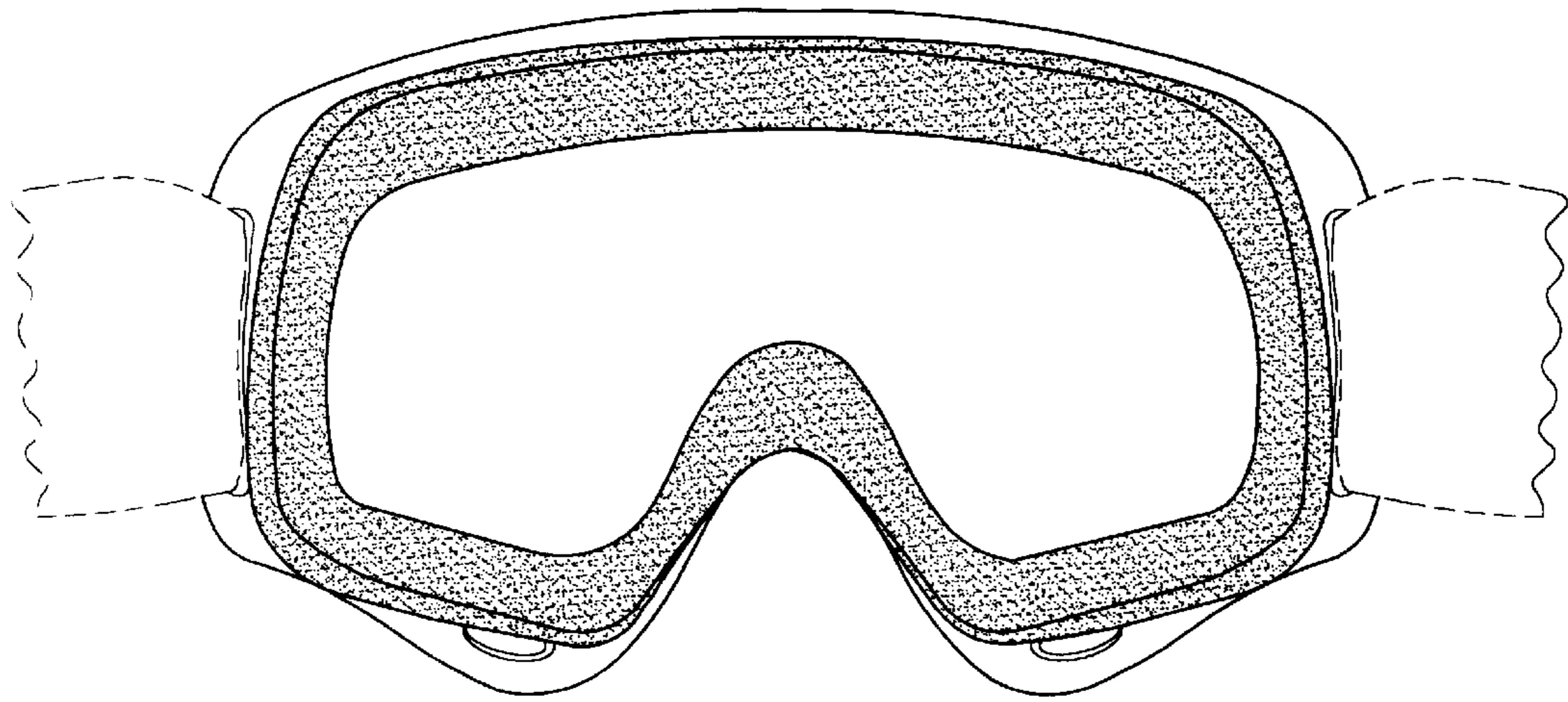


FIG. 3

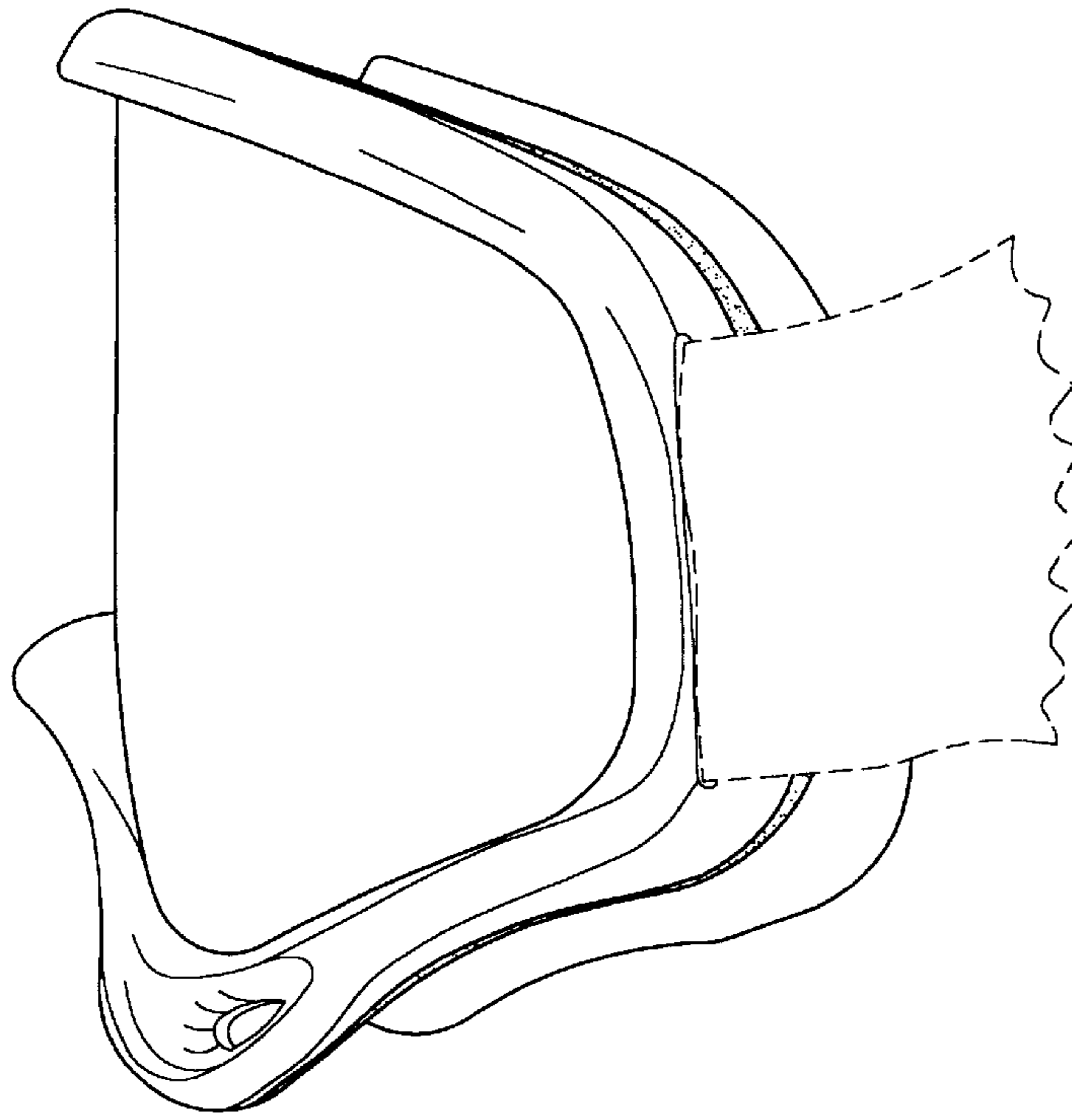


FIG. 4

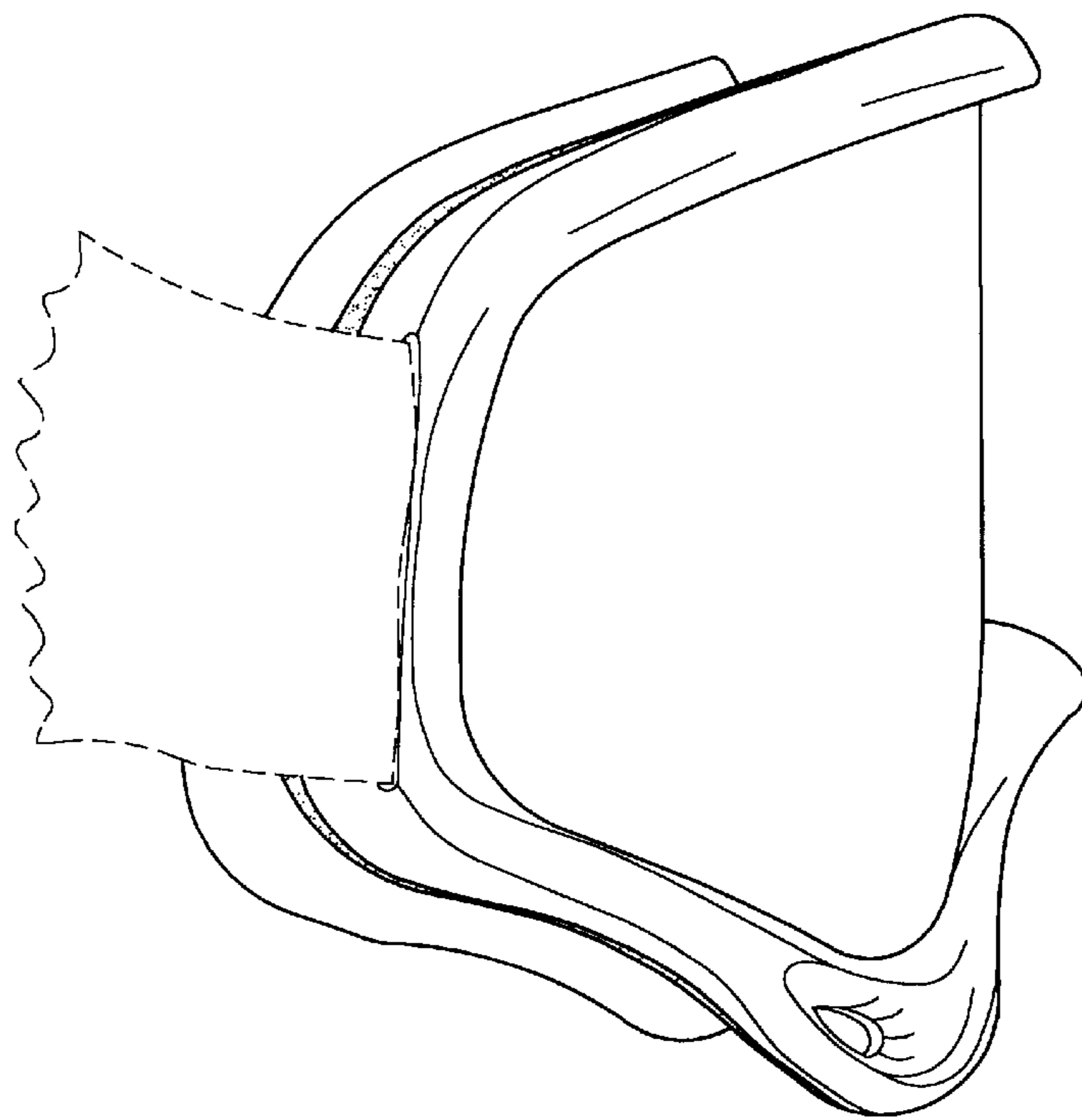


FIG. 5

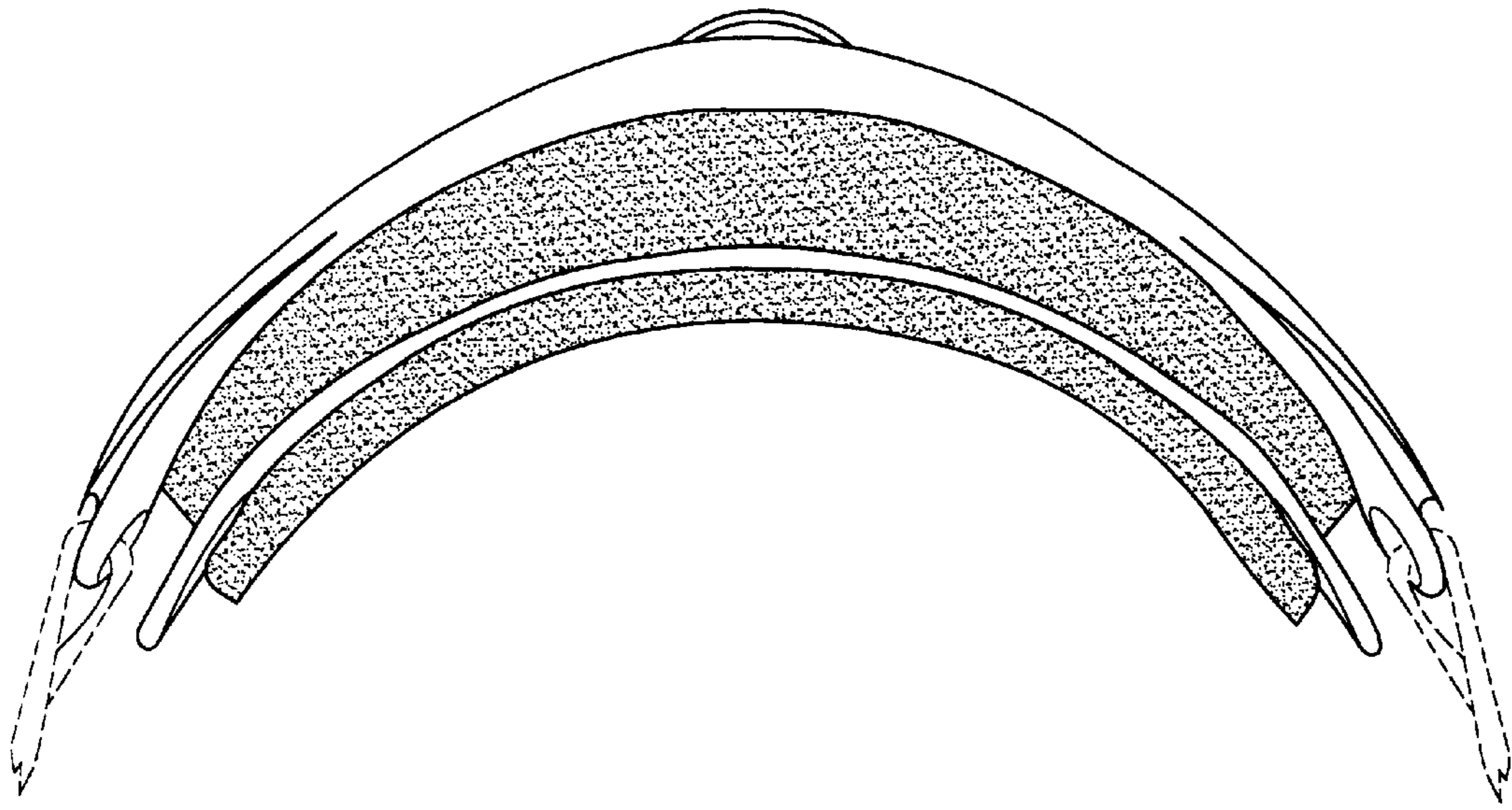


FIG. 6

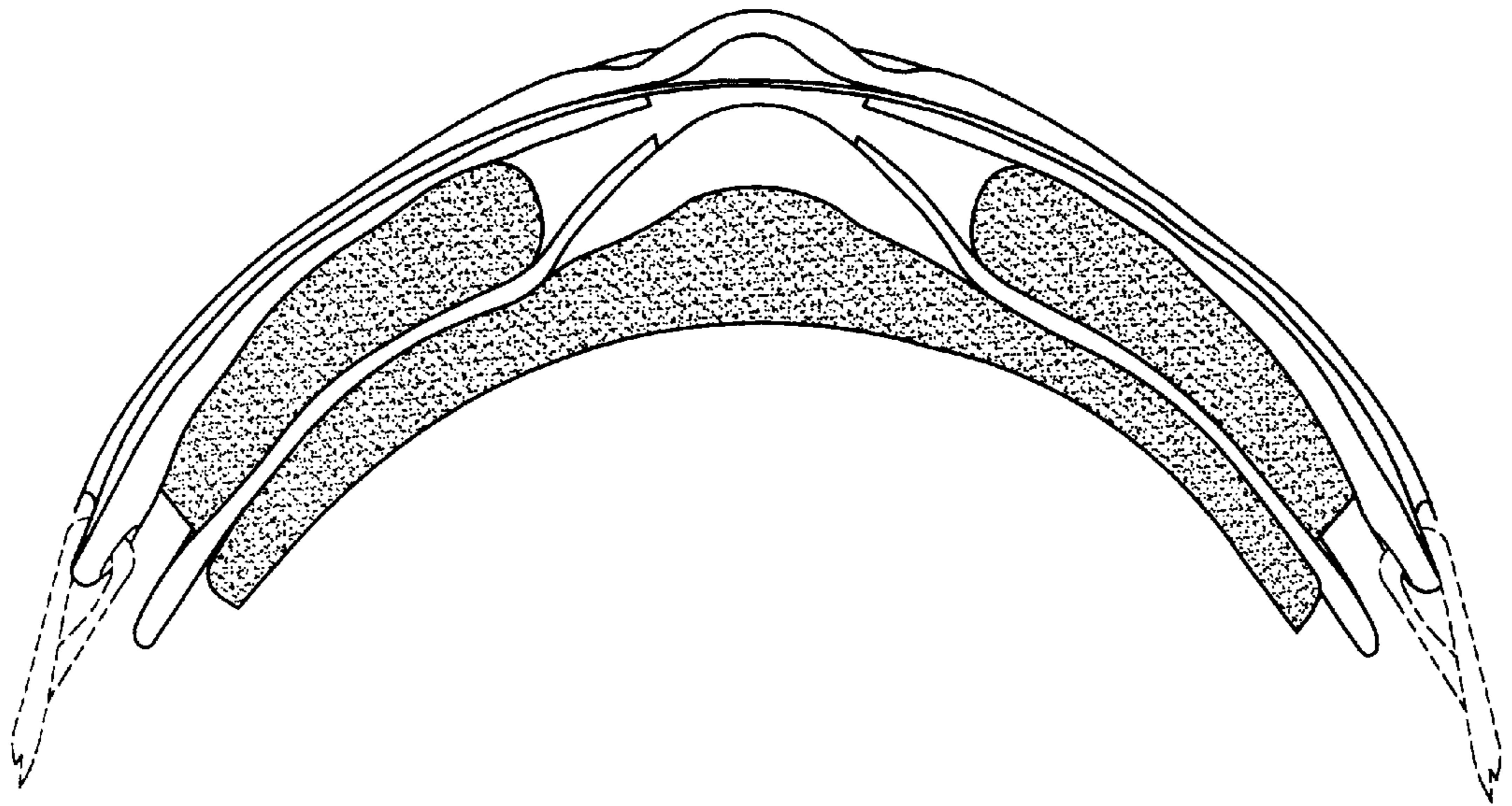


FIG. 7