



US00D428006S

United States Patent [19]

Sagues et al.

[11] **Patent Number: Des. 428,006**

[45] **Date of Patent: ** Jul. 11, 2000**

[54] **MULTI-AXIS MOTION CONTROLLER**

[75] Inventors: **Paul Sagues, Ross; Nathan Herbert Harding, San Francisco; Darrell Alessi Hunger, Berkeley, all of Calif.**

[73] Assignee: **Berkeley Process Control, Inc., Richmond, Calif.**

[**] Term: **14 Years**

[21] Appl. No.: **29/109,831**

[22] Filed: **Aug. 23, 1999**

[51] **LOC (7) Cl. 14-02**

[52] **U.S. Cl. D14/356**

[58] **Field of Search D14/356, 217, D14/218, 168; D13/123, 162; 318/568.2; 395/842; 700/12, 20, 64; 710/22**

[56] **References Cited**

U.S. PATENT DOCUMENTS

D. 337,757 7/1993 Wu D13/184

D. 352,275 11/1994 Crawley D13/162
D. 379,174 5/1997 Kornblum et al. D13/123
5,392,207 2/1995 Wilson et al. 700/64
5,513,096 4/1996 Casler, Jr. et al. 700/20

Primary Examiner—Freda Nunn
Attorney, Agent, or Firm—Owen, Wickersham & Erickson, P.C.

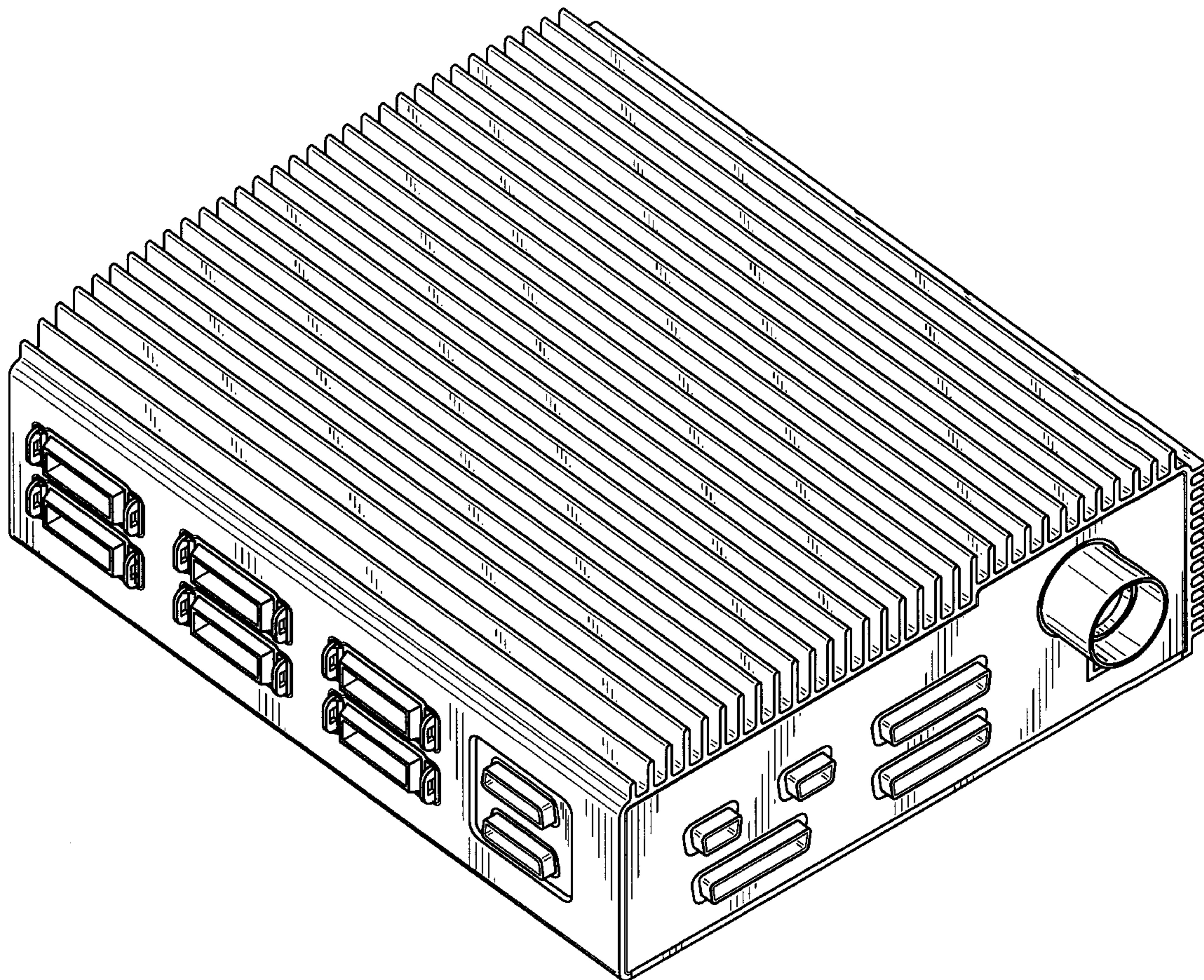
[57] **CLAIM**

The ornamental design for a multi-axis motion controller, as shown and described.

DESCRIPTION

FIG. 1 is a top frontal view in perspective of a multi-axis motion controller embodying our new design; FIG. 2 is a front elevational view thereof; FIG. 3 is a rear elevational view thereof; FIG. 4 is a right side elevational view thereof; FIG. 5 is a left side elevational view thereof; FIG. 6 is a top plan view thereof; and, FIG. 7 is a bottom plan view thereof.

1 Claim, 4 Drawing Sheets






FIG.-1

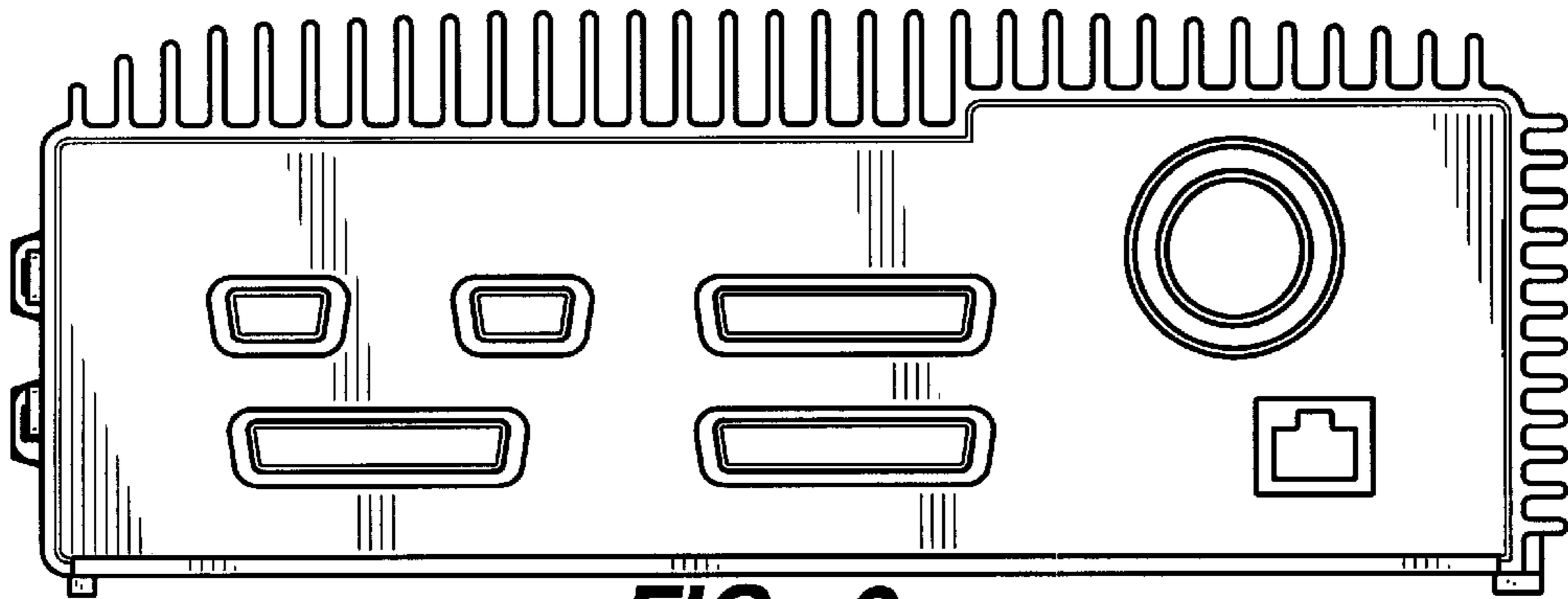


FIG. 2




FIG. 6

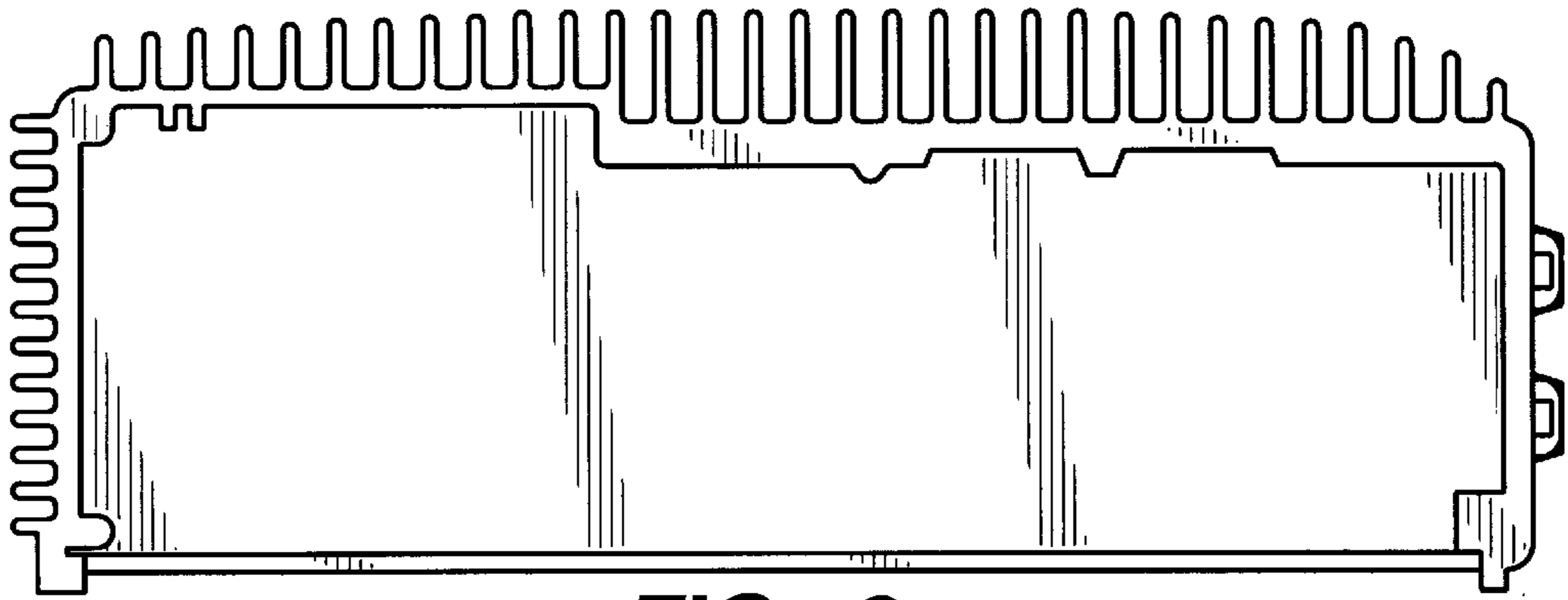


FIG._3




FIG._7




FIG. 4

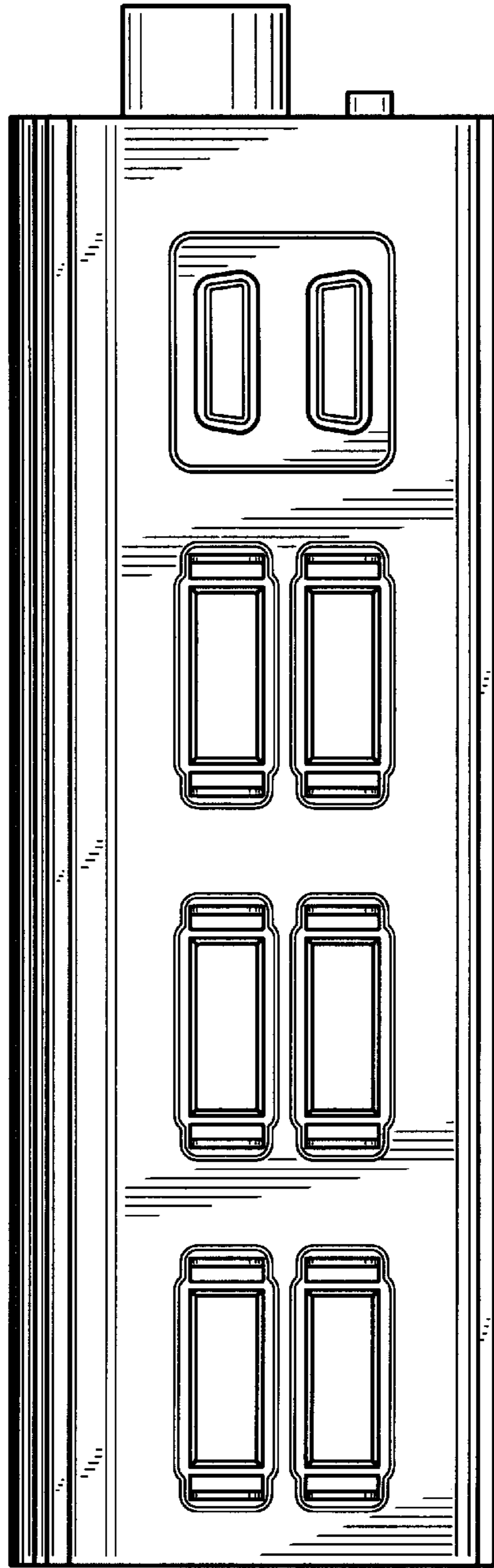


FIG. 5