



US00D427999S

United States Patent [19]

[11] Patent Number: **Des. 427,999**

Tate et al.

[45] Date of Patent: **** Jul. 11, 2000**

[54] **ELEMENT FOR A NOISE CANCELLATION DEVICE**

[75] Inventors: **Joseph B. Tate**, Sausalito; **Steven B. Wolff**, Woodacre; **Vidya Sagar Rao**, San Ramon, all of Calif.

[73] Assignee: **Umevoice, Inc.**, Novato, Calif.

[**] Term: **14 Years**

[21] Appl. No.: **29/108,106**

[22] Filed: **Jul. 20, 1999**

[51] **LOC (7) Cl.** **14-03**

[52] **U.S. Cl.** **D14/240; D14/249**

[58] **Field of Search** D14/240, 248, D14/249, 147; D13/199; 361/303, 313; 379/419-420, 428-430, 433, 439-442, 451, 452

[56] **References Cited**

U.S. PATENT DOCUMENTS

- D. 29,707 11/1898 Mulconroy .
- D. 135,303 3/1943 Scher .
- D. 216,802 3/1970 Kliewer .
- D. 320,798 10/1991 Holt .
- D. 396,235 7/1998 Tate et al. .
- 2,851,544 9/1958 Wisdom .
- 3,231,688 1/1966 Ugartechea .
- 3,632,902 1/1972 Wahler .
- 4,001,893 1/1977 Yamamoto .
- 4,672,666 6/1987 Khufus 379/433
- 4,773,091 9/1988 Busche et al. .
- 4,823,384 4/1989 Lindsay .
- 4,850,016 7/1989 Groves et al. .
- 5,117,461 5/1992 Moseley .

- 5,182,774 1/1993 Bourk .
- 5,239,578 8/1993 Regen et al. .
- 5,268,965 12/1993 Badie et al. .
- 5,282,245 1/1994 Anderson .
- 5,329,593 7/1994 Lazzeroni et al. .
- 5,341,420 8/1994 Hollier et al. .
- 5,343,523 8/1994 Bartlett et al. .
- 5,394,467 2/1995 Kepley, III et al. .
- 5,448,637 9/1995 Yamaguchi et al. .
- 5,491,747 2/1996 Bartlett et al. .
- 5,524,058 6/1996 Moseley .
- 5,858,848 12/1998 Tate et al. .

FOREIGN PATENT DOCUMENTS

0 455 160 11/1991 European Pat. Off. .

OTHER PUBLICATIONS

Wickstrom, Timothy K., "Microphones for Multimedia Speech Applications," Knowles Electronics, Inc., Itasca, IL.

Primary Examiner—Brian N. Vinson
Attorney, Agent, or Firm—Burns Doane Swecker & Mathis L.L.P.

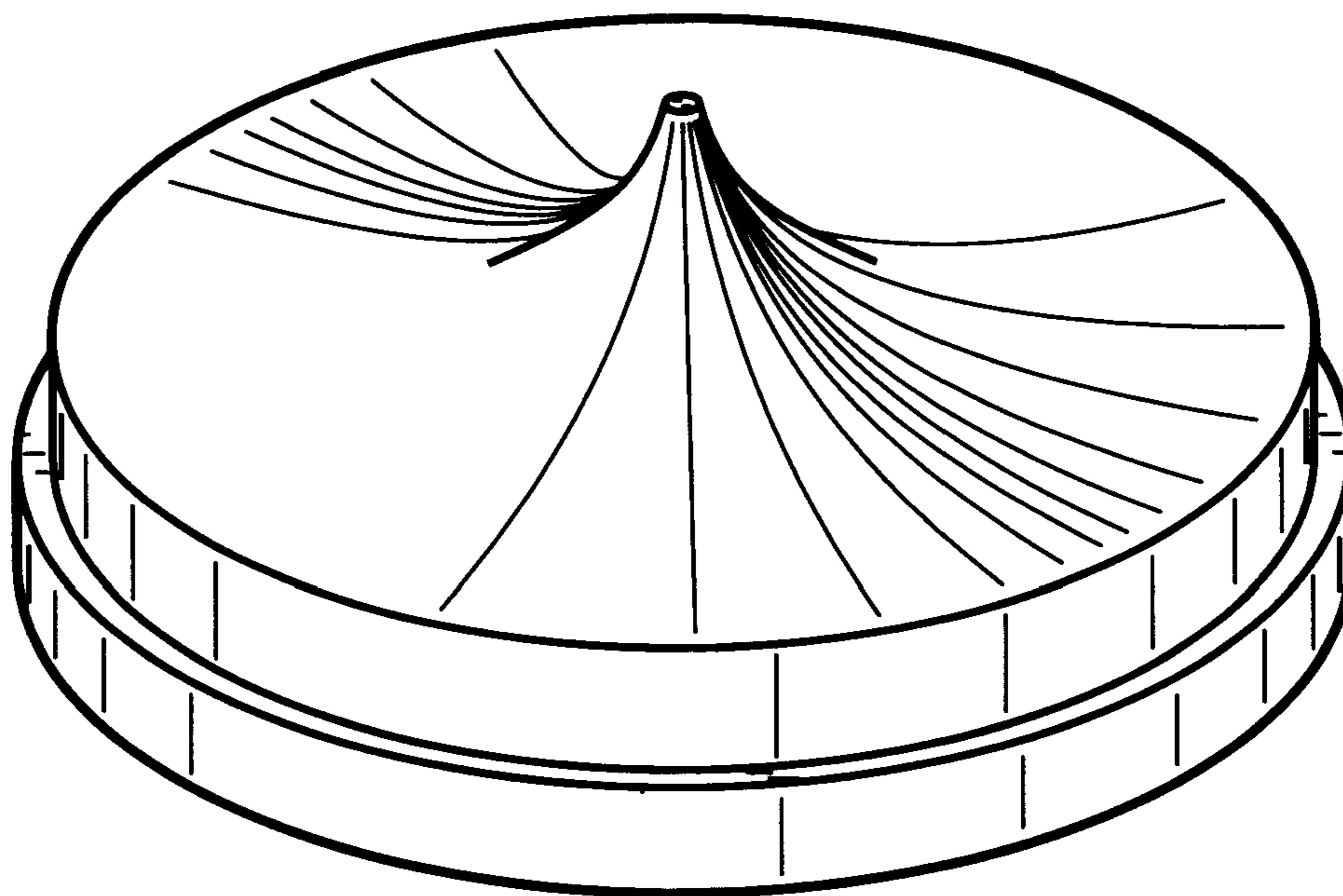
[57] **CLAIM**

The ornamental design for an element for a noise cancellation device, as shown and described.

DESCRIPTION

FIG. 1 is a perspective view as seen from the upper front of an element for a noise cancellation device showing our new design;
FIG. 2 is a top plan view thereof;
FIG. 3 is a bottom plan view thereof; and,
FIG. 4 is a front elevational view wherein the right side, left side and rear are substantially identical.

1 Claim, 2 Drawing Sheets



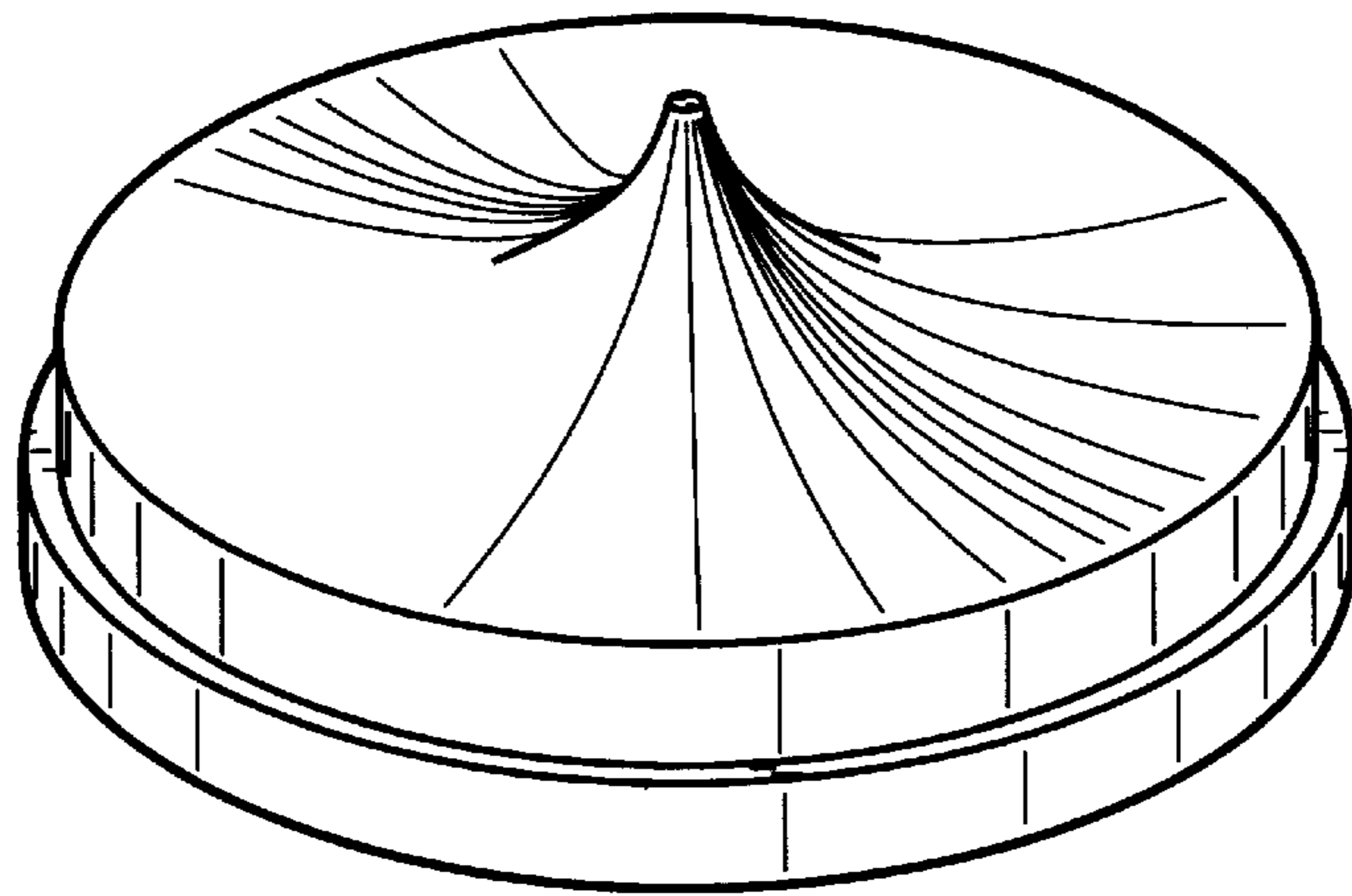


FIG._1

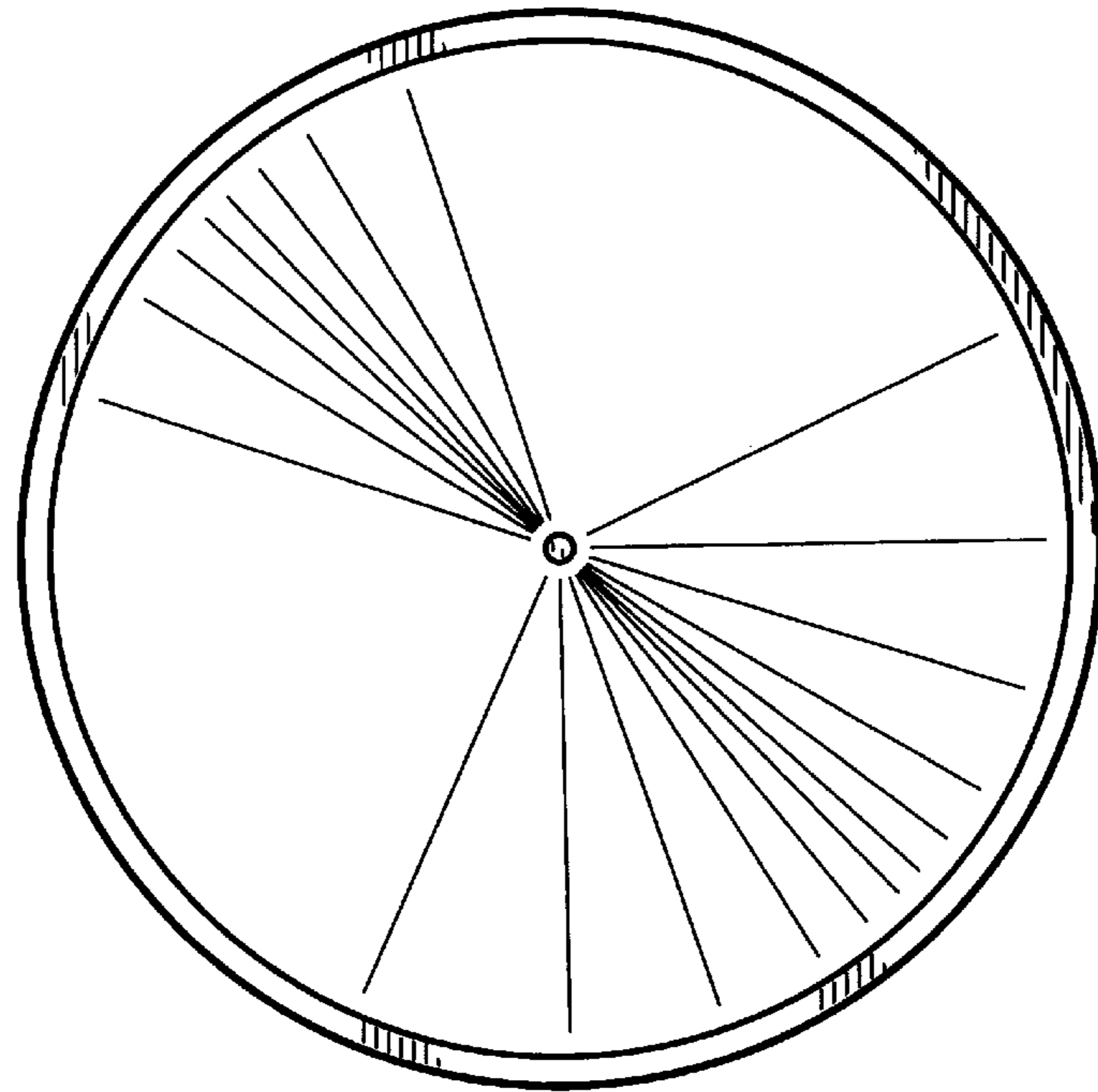


FIG._2

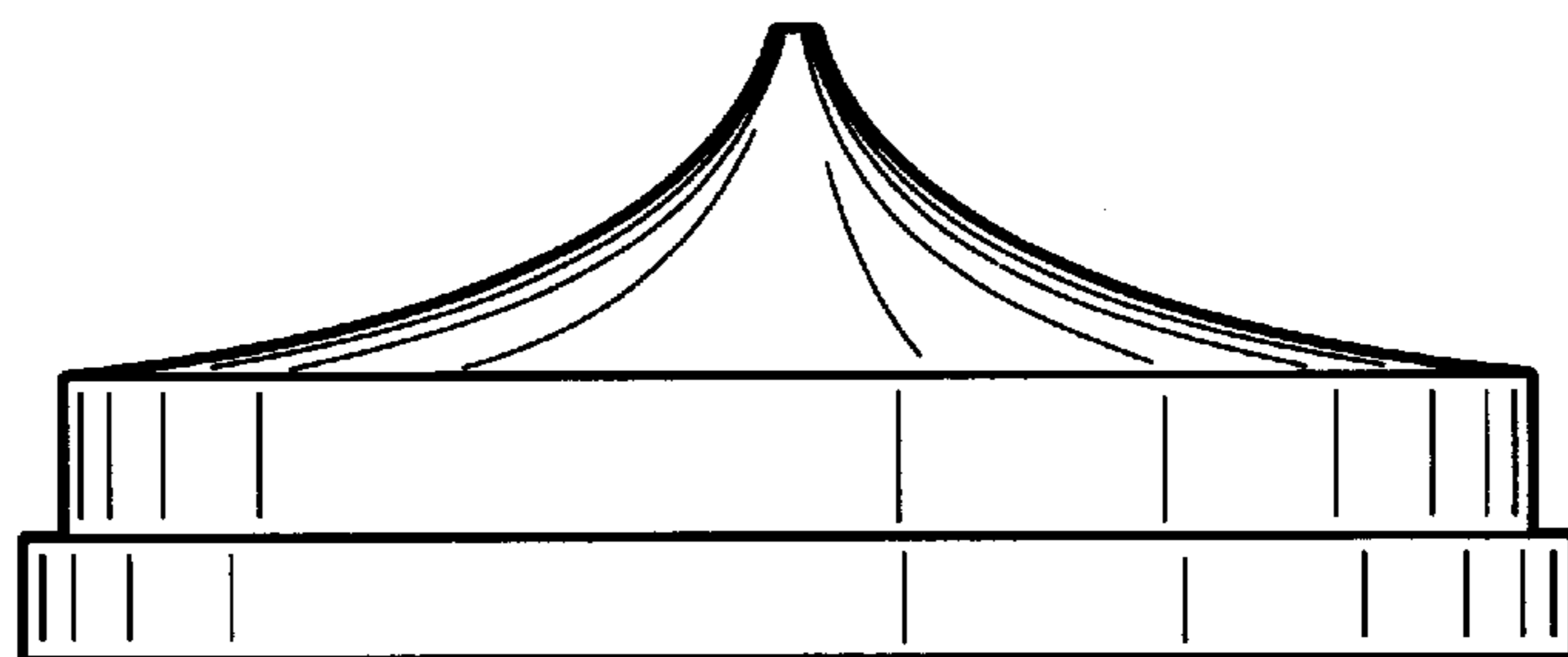


FIG._4

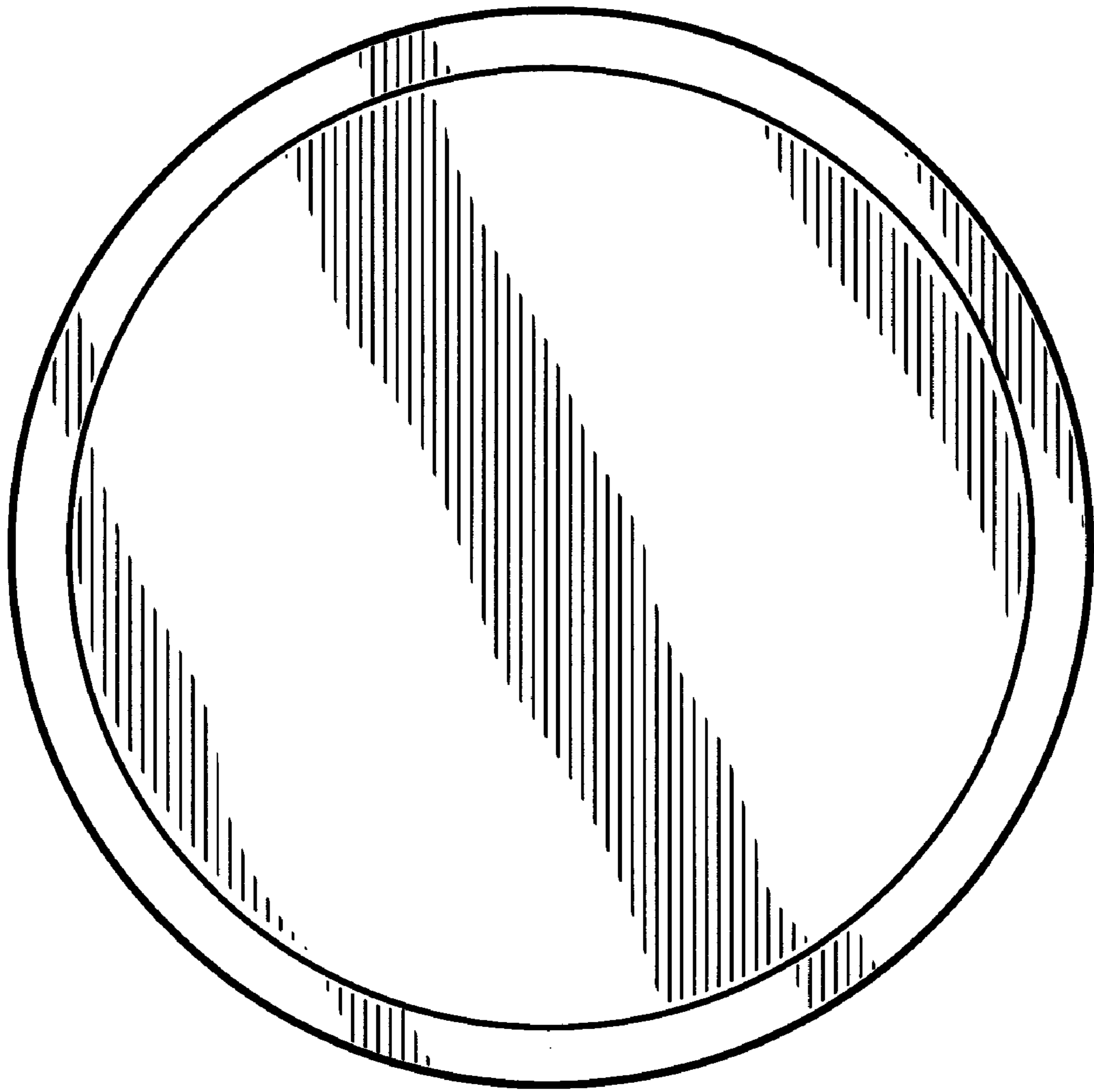


FIG. 3