



US00D427984S

United States Patent [19]

[11] **Patent Number: Des. 427,984**

Anderson et al.

[45] **Date of Patent: ** Jul. 11, 2000**

[54] **CELLULAR TELEPHONE**

[75] Inventors: **Erik E. Anderson**, Eules; **Troy V. Frandsen**, Flower Mound; **Raymond D. Heistand, II**, Argyle; **Errol M. Tazbaz**, Flower Mound; **Ida A. Gutierrez**, Irving; **Wesley B. Neibaur**, Flower Mound; **Lyle J. Hedlund**; **Etsuro Kawasako**, both of Irving, all of Tex.

D. 390,558	2/1998	Park	D14/138
D. 397,676	9/1998	Otake	D14/138
D. 406,135	2/1999	Nagano et al.	D14/138
D. 407,397	3/1999	LeMendola et al.	D14/138
D. 407,719	4/1999	Nagano et al.	D14/138
D. 407,722	4/1999	Nagano et al.	D14/138
D. 411,994	7/1999	Nakahara et al.	D14/138
D. 417,213	11/1999	Meyer	D14/138
D. 419,551	1/2000	Sun	D14/138
D. 421,003	2/2000	Bynum et al.	D14/138
5,952,814	9/1999	Lerberghe	320/108

[73] Assignee: **NEC America, Inc.**, Melville, N.Y.

[**] Term: **14 Years**

[21] Appl. No.: **29/114,404**

[22] Filed: **Nov. 23, 1999**

[51] **LOC (7) Cl.** **14-03**

[52] **U.S. Cl.** **D14/138**

[58] **Field of Search** D14/137, 138, D14/147-148, 247-248, 250, 240, 140-142; 320/103; 379/433.434, 419, 420, 428, 440; 455/550-575, 90

[56] **References Cited**

U.S. PATENT DOCUMENTS

D. 314,573	2/1991	Kobayashi et al.	D14/138
D. 354,284	1/1995	White	D14/138
D. 370,222	5/1996	Kajita et al.	D14/138
D. 374,872	10/1996	Scianna, Sr. et al.	D14/138
D. 376,142	12/1996	Matsumoto	D14/138
D. 380,750	7/1997	Sato et al.	D14/138
D. 382,871	8/1997	Nagai et al.	D14/138
D. 383,746	9/1997	Richards et al.	D14/138
D. 386,492	11/1997	Yamaguchi	D14/138
D. 388,784	1/1998	Phillips et al.	D14/138
D. 389,828	1/1998	Kutsuzawa	D14/138

OTHER PUBLICATIONS

NEC Brochure V1297/541, Digital Talk(TM)2000 series Cellular Phone.

NEC Brochure V1297/589, TalkTime(R)MAX(TM) 960 Cellular Phone.

Primary Examiner—Jeffrey Asch

Attorney, Agent, or Firm—Scully, Scott, Murphy & Presser

[57] **CLAIM**

The ornamental design for a cellular telephone, as shown and described.

DESCRIPTION

FIG. 1 is a perspective view of the cellular telephone showing our new and ornamental design;

FIG. 2 is a front view thereof;

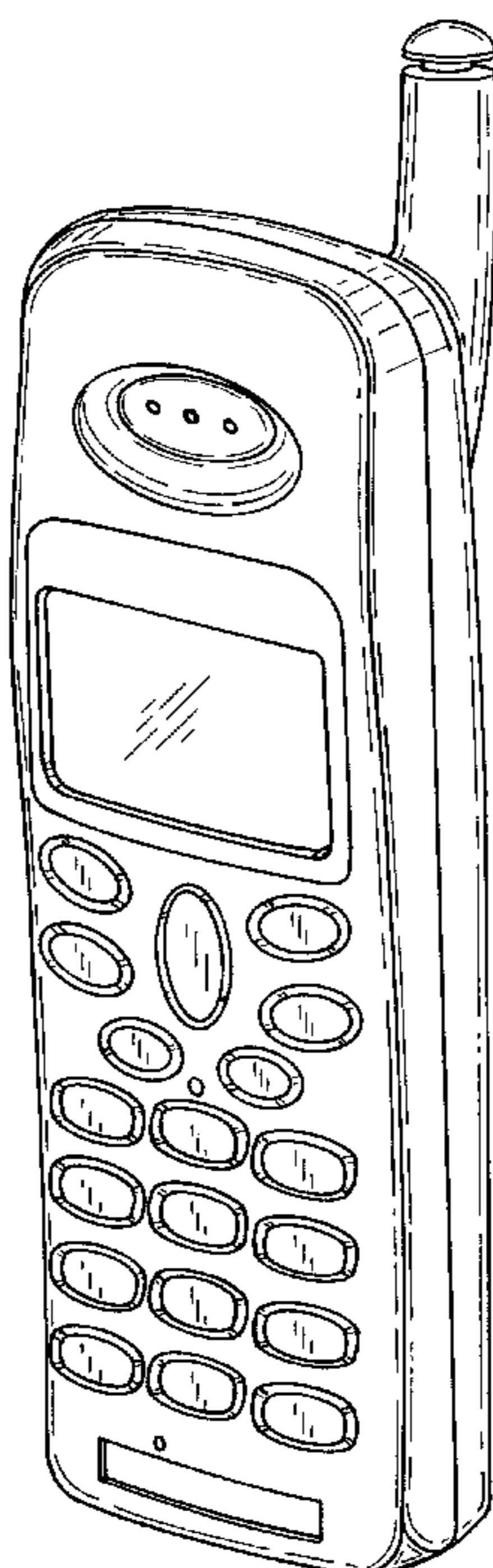
FIG. 3 is a side view thereof;

FIG. 4 is a top plan view thereof; and,

FIG. 5 is a back view thereof.

The side opposite that shown in FIG. 3 is a mirror image thereof except that the antenna does not slightly overlap the undisclosed side. The bottom of the article not shown in the drawing or described in the specification forms no part of the ornamental design.

1 Claim, 5 Drawing Sheets






FIG. 1

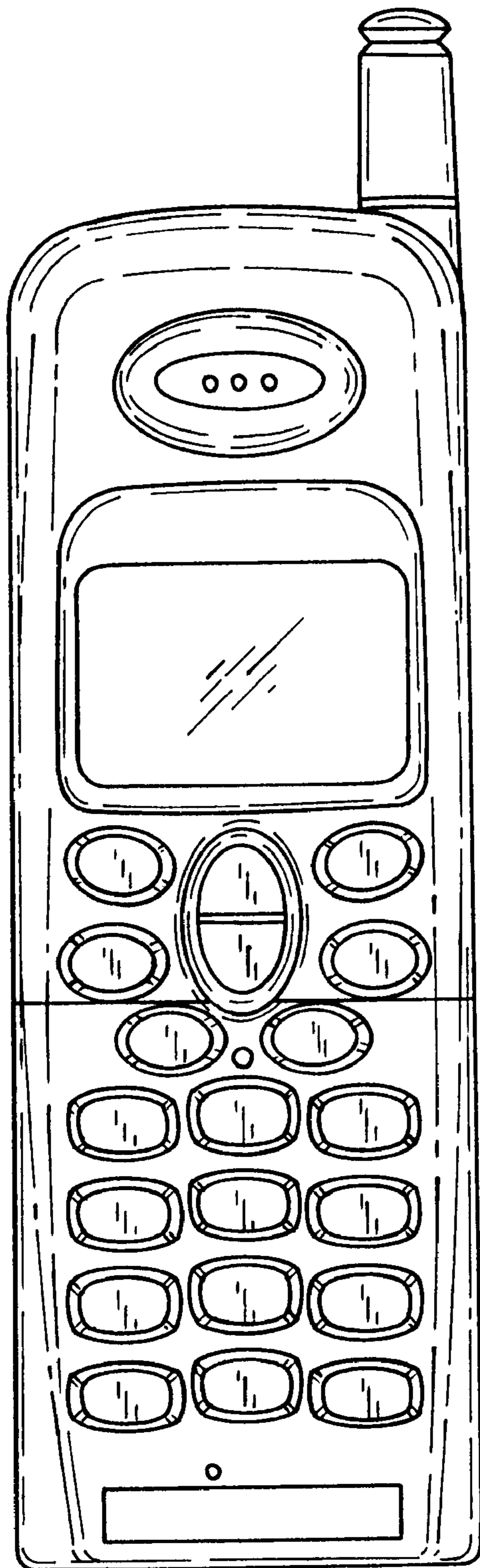


FIG. 2

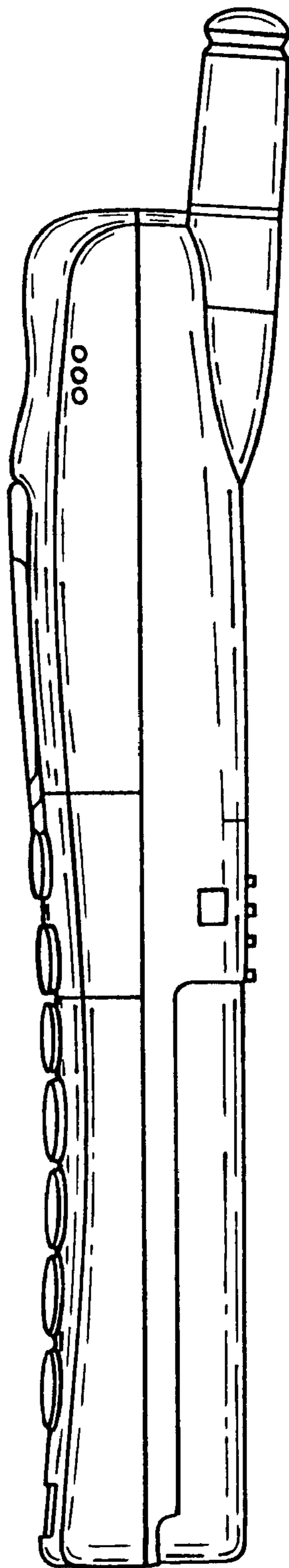


FIG. 3




FIG. 4

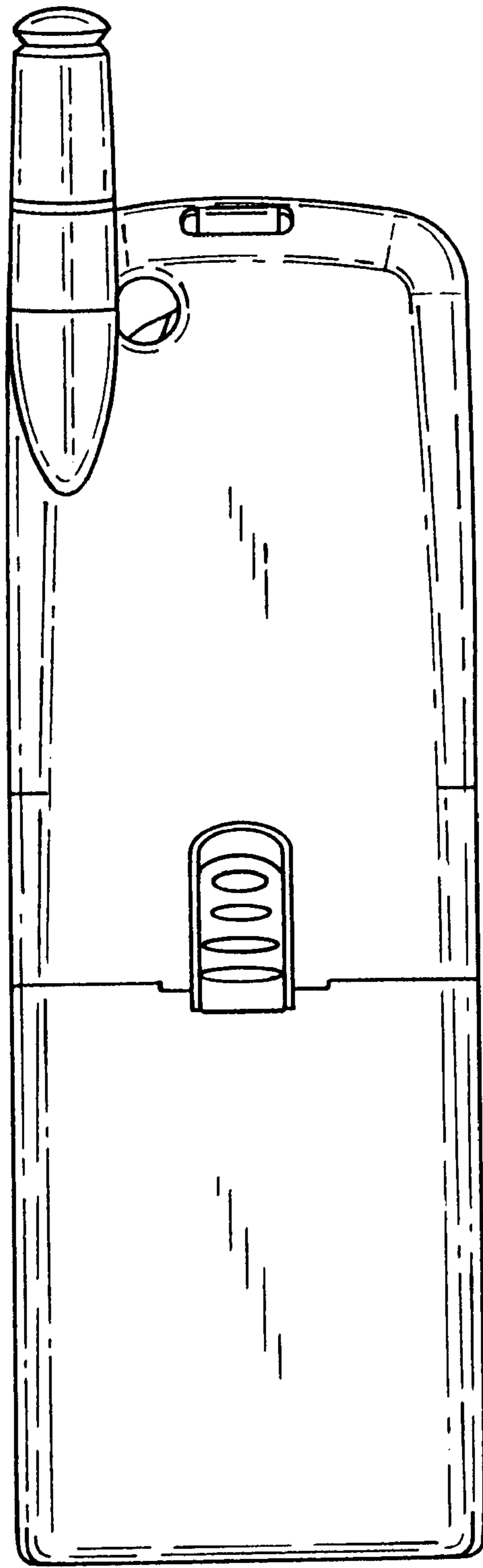


FIG. 5