



US00D427983S

# United States Patent [19]

[11] **Patent Number: Des. 427,983**

**Nagano et al.**

[45] **Date of Patent: \*\* Jul. 11, 2000**

[54] **MOBILE PHONE**

D. 411,994	7/1999	Nakahara et al. ....	D14/138
5,717,753	2/1998	Birmanns .....	379/419
5,952,814	9/1999	Lerberghe .....	320/108

[75] Inventors: **Katsumi Nagano**, Kanagawa; **Morio Iwasaki**, Tokyo, both of Japan

### FOREIGN PATENT DOCUMENTS

[73] Assignee: **Matsushita Electric Industrial Co., Ltd.**, Japan

1035026	3/1999	Japan .
1035064	3/1999	Japan .
1035078	3/1999	Japan .

[\*\*] Term: **14 Years**

### OTHER PUBLICATIONS

[21] Appl. No.: **29/113,997**

Panasonic Advertisement (Japanese) showing 521 G telephone.

[22] Filed: **Nov. 16, 1999**

DoCoMo, Digital MOVA Advertisement (Japanese) showing P 205 telephone.

### [30] Foreign Application Priority Data

Jul. 9, 1999 [JP] Japan ..... 11-18333

Norway Design Publication, Son.nr 950502, Jul. 4, 1995.  
International Bureau Design Publication, OM/036 831, Oct. 10, 1998.

[51] **LOC (7) Cl.** ..... **14-03**

Panasonic Advertisement (Japanese) showing D 310 telephone, dated Apr. 1, 1996.

[52] **U.S. Cl.** ..... **D14/138**

[58] **Field of Search** ..... D14/137, 138,  
D14/147-148, 247-248, 250, 240, 140-142;  
379/433.434, 419, 420, 428, 440; 455/550-575,  
90

*Primary Examiner*—Jeffrey Asch  
*Attorney, Agent, or Firm*—Saidman DesignLaw Group

### [56] References Cited

### [57] CLAIM

#### U.S. PATENT DOCUMENTS

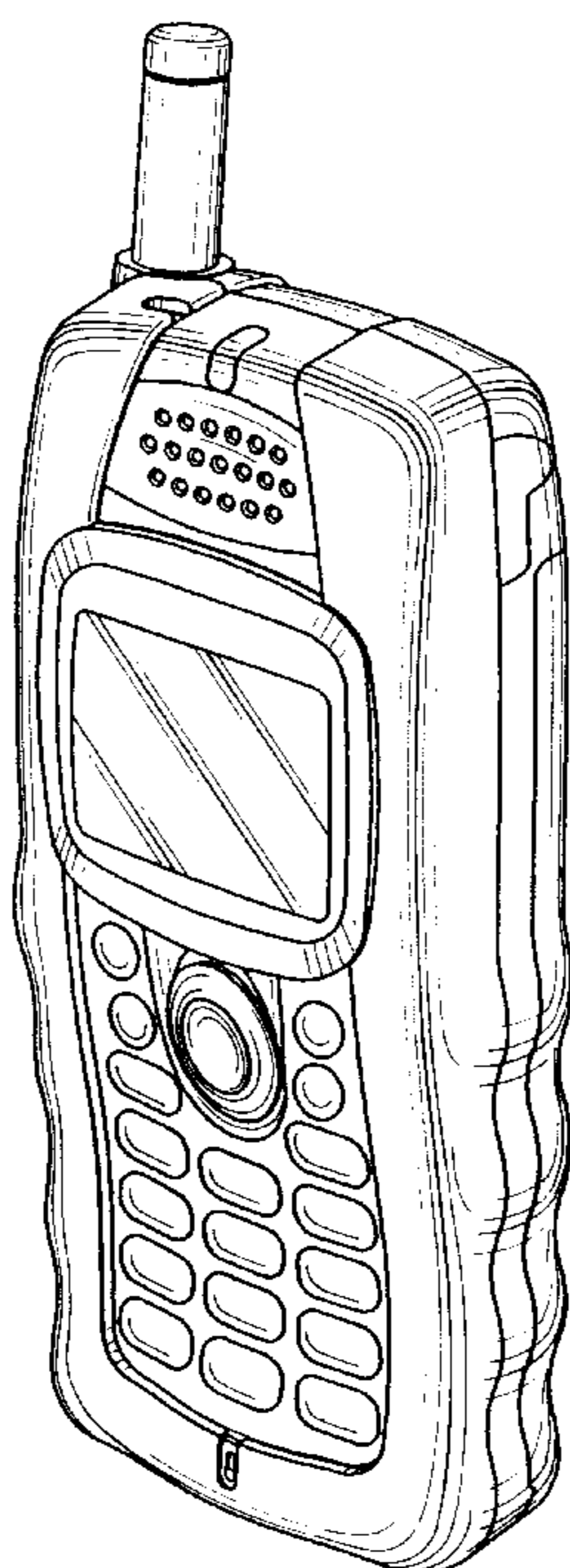
The ornamental design for a mobile phone, as shown and described.

- |            |         |                      |         |
|------------|---------|----------------------|---------|
| D. 347,005 | 5/1994  | Suzuki .....         | D14/138 |
| D. 386,492 | 11/1997 | Yamaguchi .....      | D14/138 |
| D. 388,784 | 1/1998  | Phillips et al. .... | D14/138 |
| D. 391,253 | 2/1998  | Meyer .....          | D14/138 |
| D. 392,635 | 3/1998  | Chikuma .....        | D14/138 |
| D. 402,982 | 12/1998 | Nagano et al. ....   | D14/138 |
| D. 406,135 | 2/1999  | Nagano et al. ....   | D14/138 |
| D. 407,719 | 4/1999  | Nagano et al. ....   | D14/138 |
| D. 407,720 | 4/1999  | Nagano et al. ....   | D14/138 |
| D. 407,721 | 4/1999  | Nagano et al. ....   | D14/138 |
| D. 407,722 | 4/1999  | Nagano et al. ....   | D14/138 |
| D. 408,032 | 4/1999  | Nagano et al. ....   | D14/138 |
| D. 408,399 | 4/1999  | Nagano et al. ....   | D14/138 |

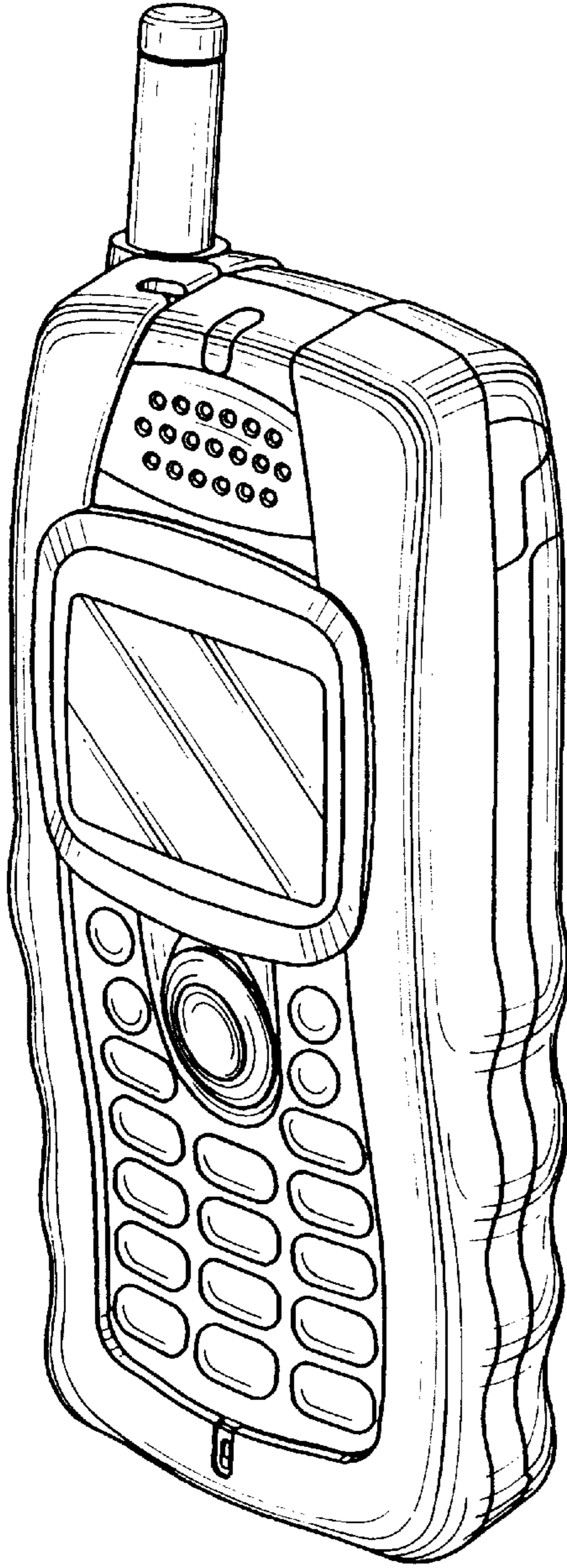
### DESCRIPTION

FIG. 1 is a perspective view of the top, front and right side of a mobile phone showing our new design;  
FIG. 2 is a top plan view thereof;  
FIG. 3 is a front view thereof;  
FIG. 4 is a right side view thereof;  
FIG. 5 is a rear view thereof;  
FIG. 6 is a left side view thereof; and,  
FIG. 7 is a bottom view thereof.


**1 Claim, 2 Drawing Sheets**



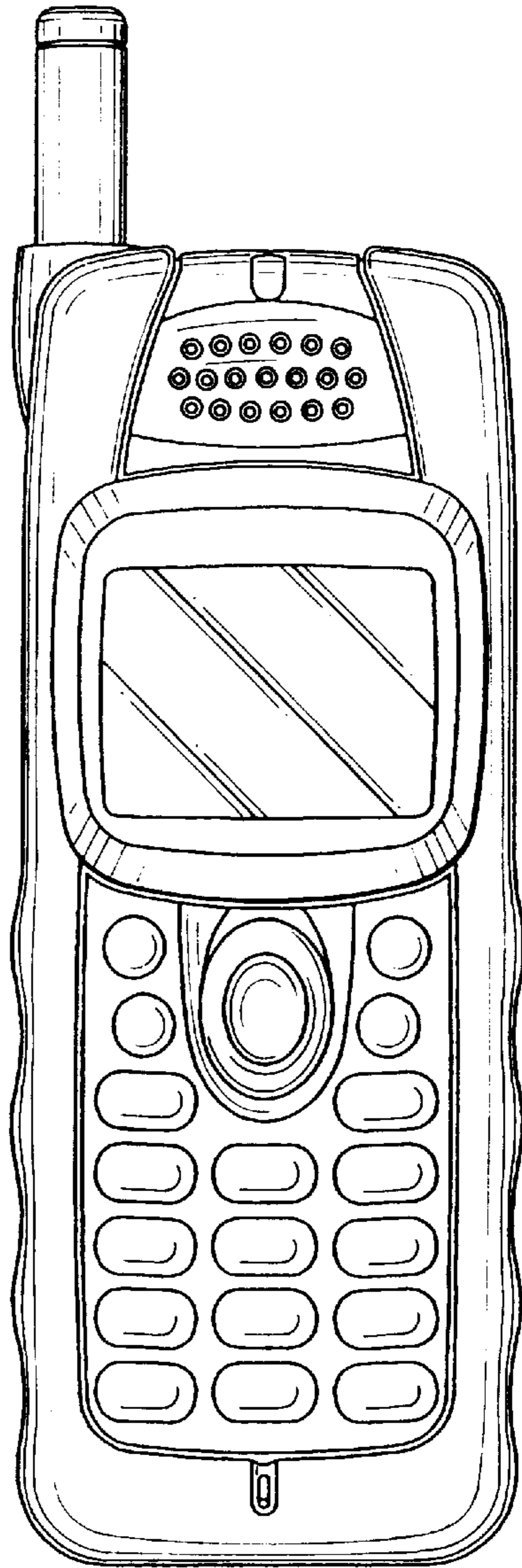
*FIG. 1*



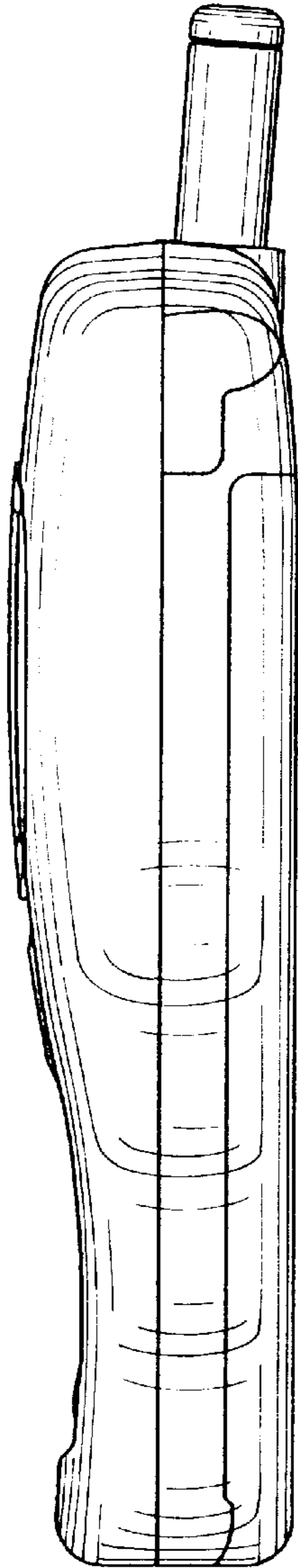
*FIG. 2*



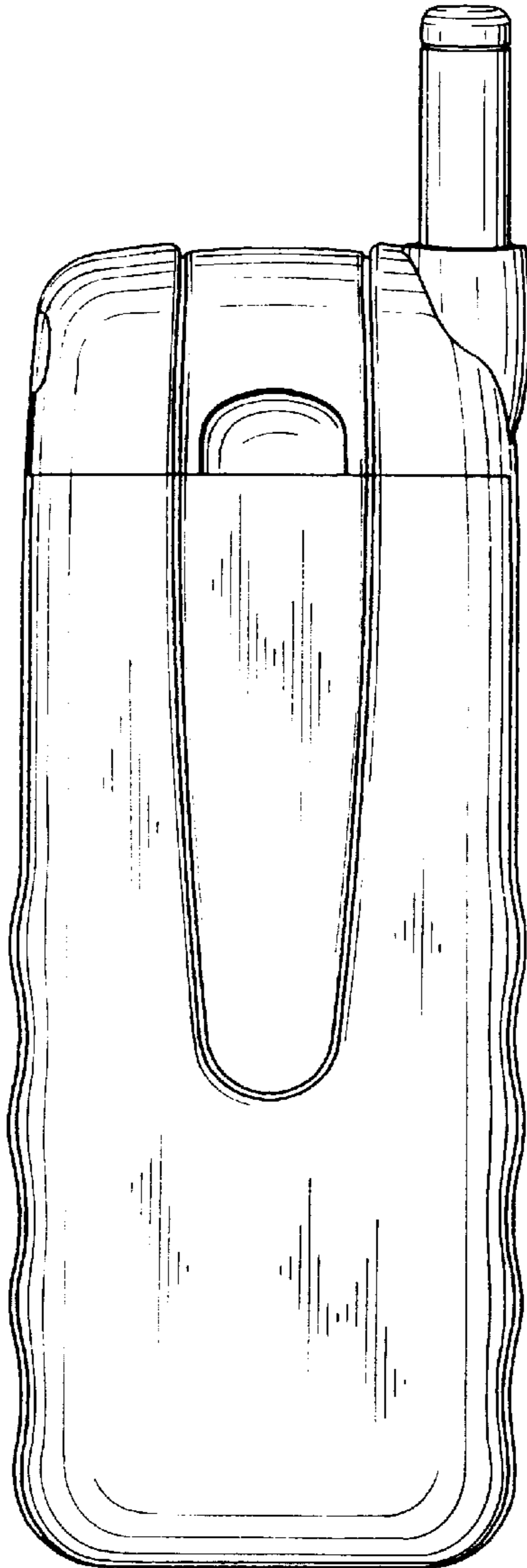
*FIG. 3*




*FIG. 4*



*FIG. 5*



*FIG. 6*



*FIG. 7*

