



US00D427979S

United States Patent [19]

Li et al.

[11] Patent Number: **Des. 427,979**

[45] Date of Patent: **** Jul. 11, 2000**

[54] **COMPUTER DISPLAY WITH A COLLAPSIBLE TOOLBAR**

D. 298,753 11/1988 Berg D14/114.2
D. 299,142 12/1988 Berg D14/114.2

[75] Inventors: **Shuang Li**, San Jose; **Irene Au**, Santa Clara, both of Calif.

[73] Assignee: **Netscape Communications Corporation**, Mountain View, Calif.

[**] Term: **14 Years**

[21] Appl. No.: **29/069,940**

[22] Filed: **Apr. 17, 1997**

[51] **LOC (7) Cl.** **14-02**

[52] **U.S. Cl.** **D14/11**

[58] **Field of Search** D14/114, 114.1-114.9; D18/24, 27; D10/11; D19/6; 395/326, 339-40, 347-57

OTHER PUBLICATIONS

MacDraw II User's Manual, Claris, screen, p. 256, 1988.
Anytime for Windows 3.0 User's Guide, Individual Software, window screen, p. 2-1, 1995.
Microsoft Windows 3.1 User's Guide, Microsoft, window screen, p. 109, 1992.
Microsoft Publisher User's Guide, Microsoft, background tools, p. 124, 1991.

Primary Examiner—M. H. Tung
Attorney, Agent, or Firm—Michael A. Glenn

[57] CLAIM

The ornamental design for a computer display with a collapsible toolbar, as shown and described.

DESCRIPTION

FIG. 1 is a plan view of a second embodiment thereof; FIG. 2 is a plan view of a fifth embodiment thereof; FIG. 3 is a plan view of a fourth embodiment thereof; FIG. 4 is a plan view of a seventh embodiment thereof;

1 Claim, 4 Drawing Sheets

[56] References Cited

U.S. PATENT DOCUMENTS

D. 296,114 6/1988 Wells-Papanek et al. D14/114.2
D. 296,339 6/1988 Wells-Papanek et al. D14/114.2
D. 296,763 7/1988 Holmstadt et al. D14/114.2
D. 297,243 8/1988 Wells-Papanek et al. D14/114.2

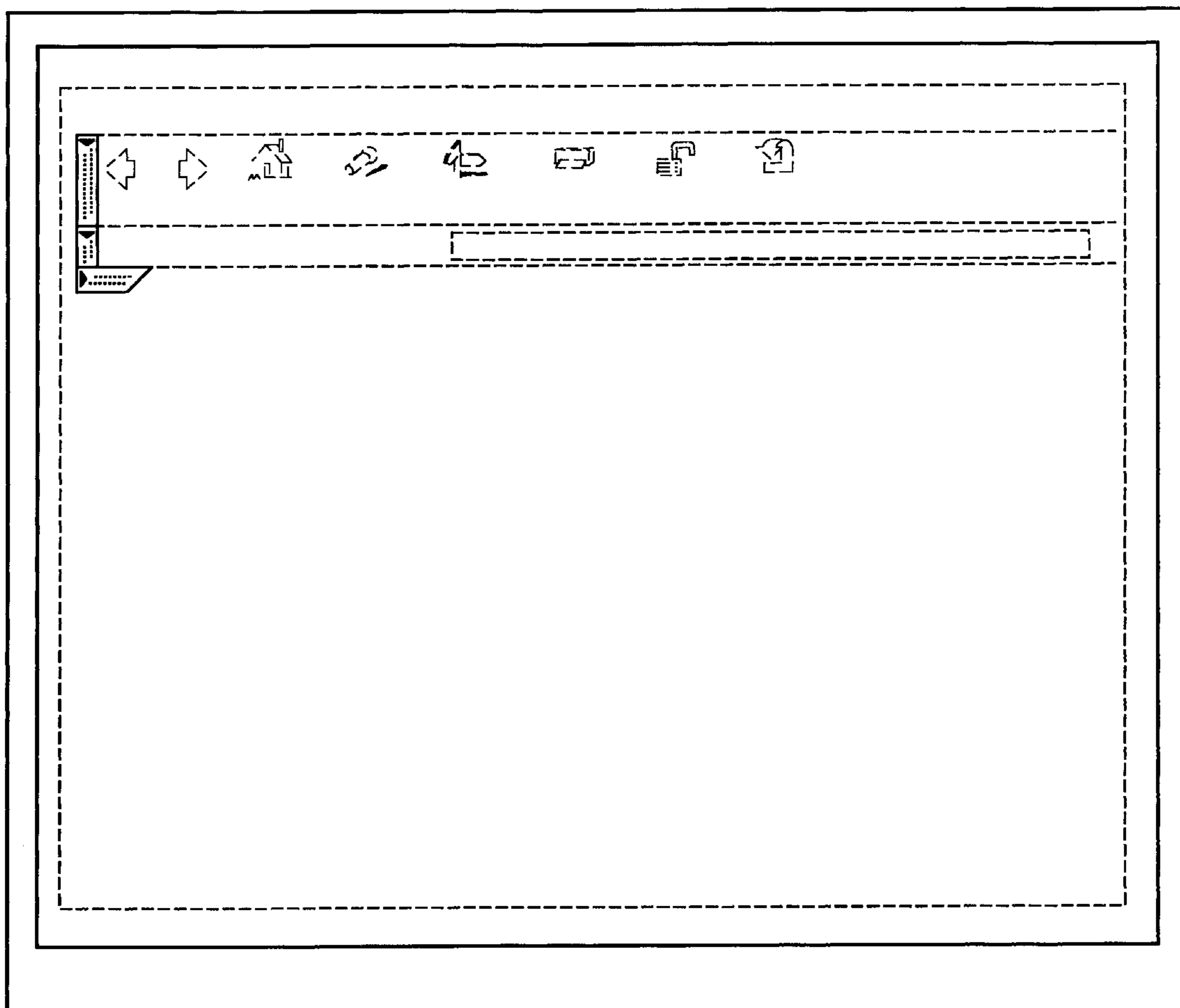


FIG. 1

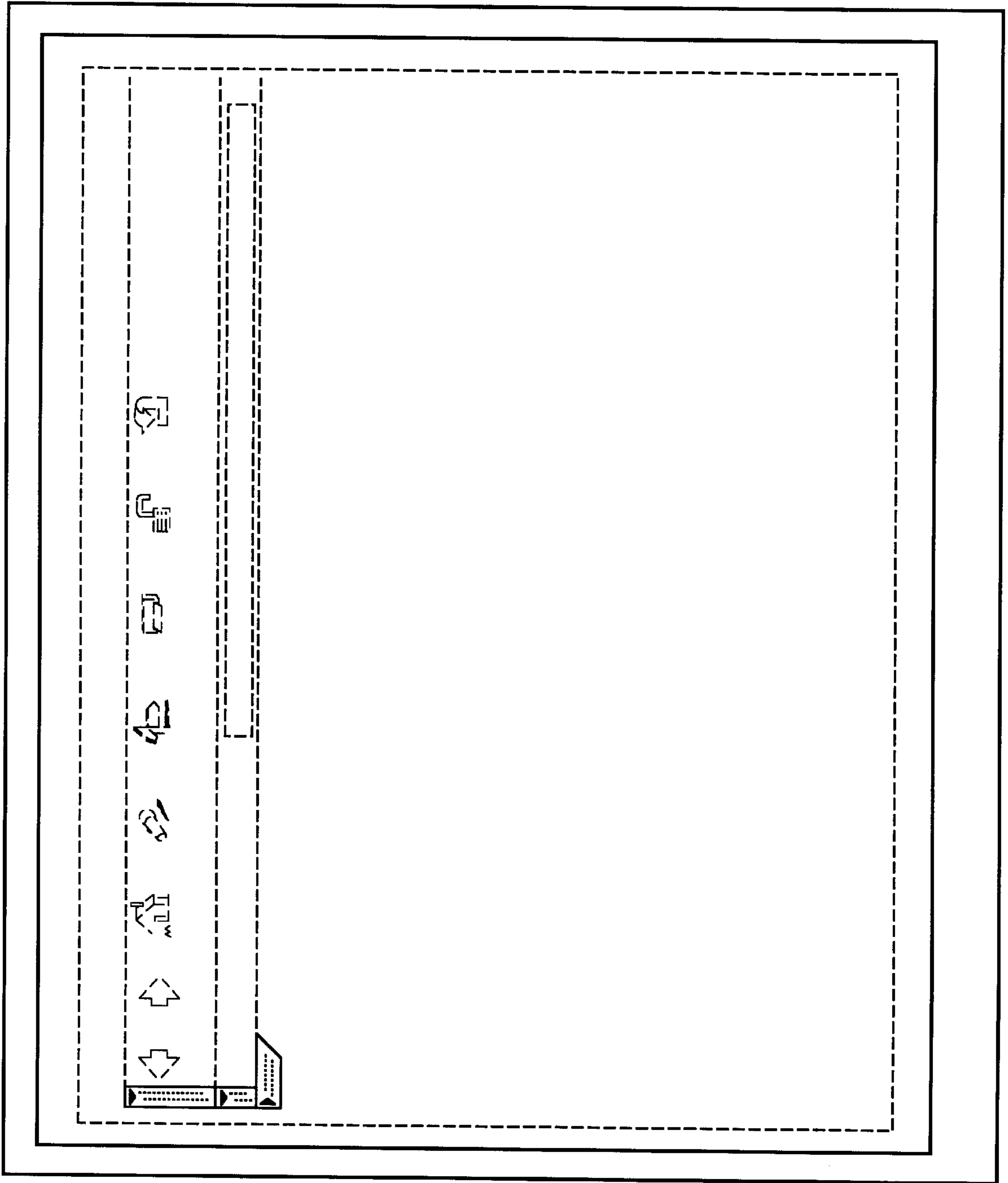


FIG. 2

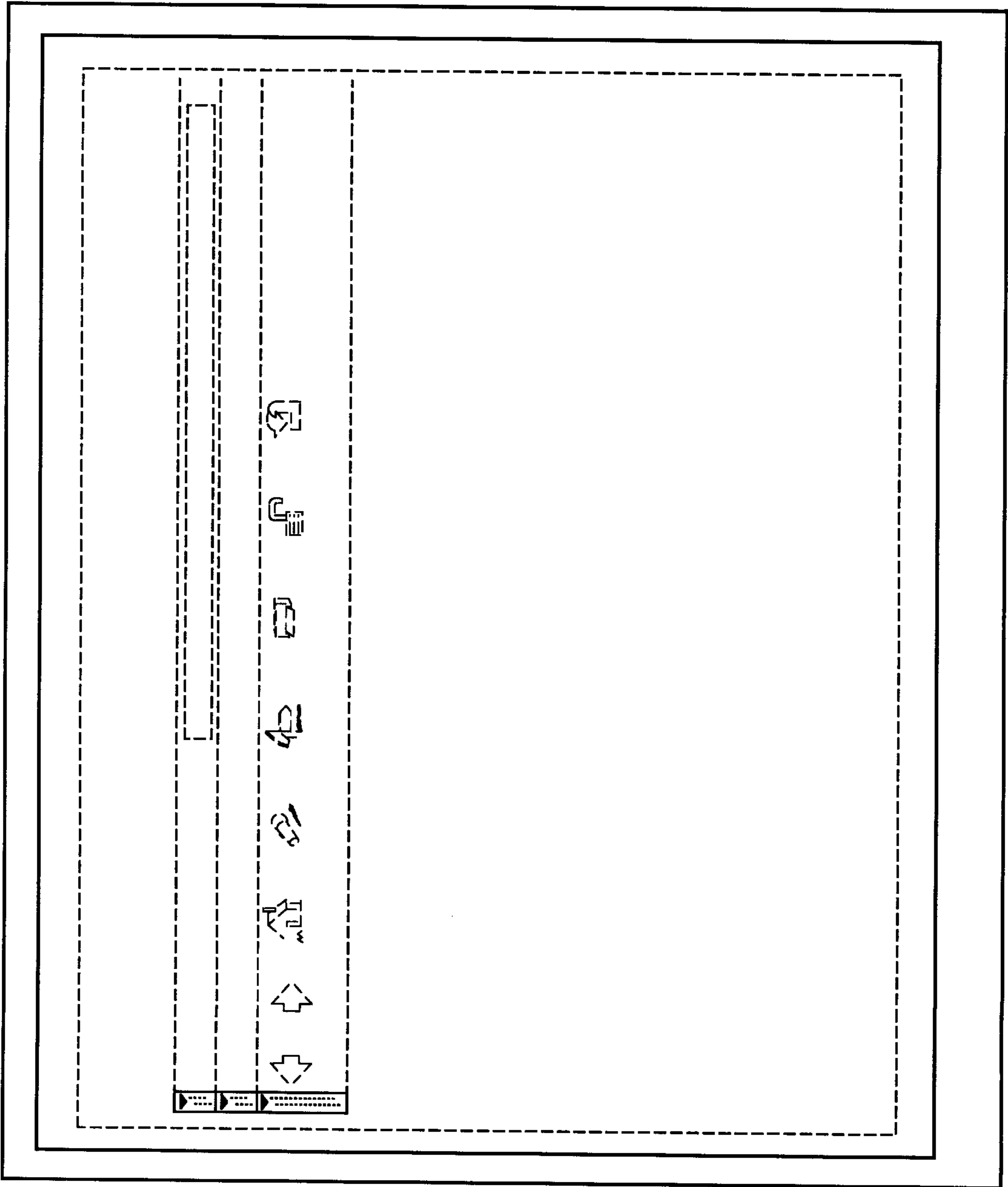


FIG. 3

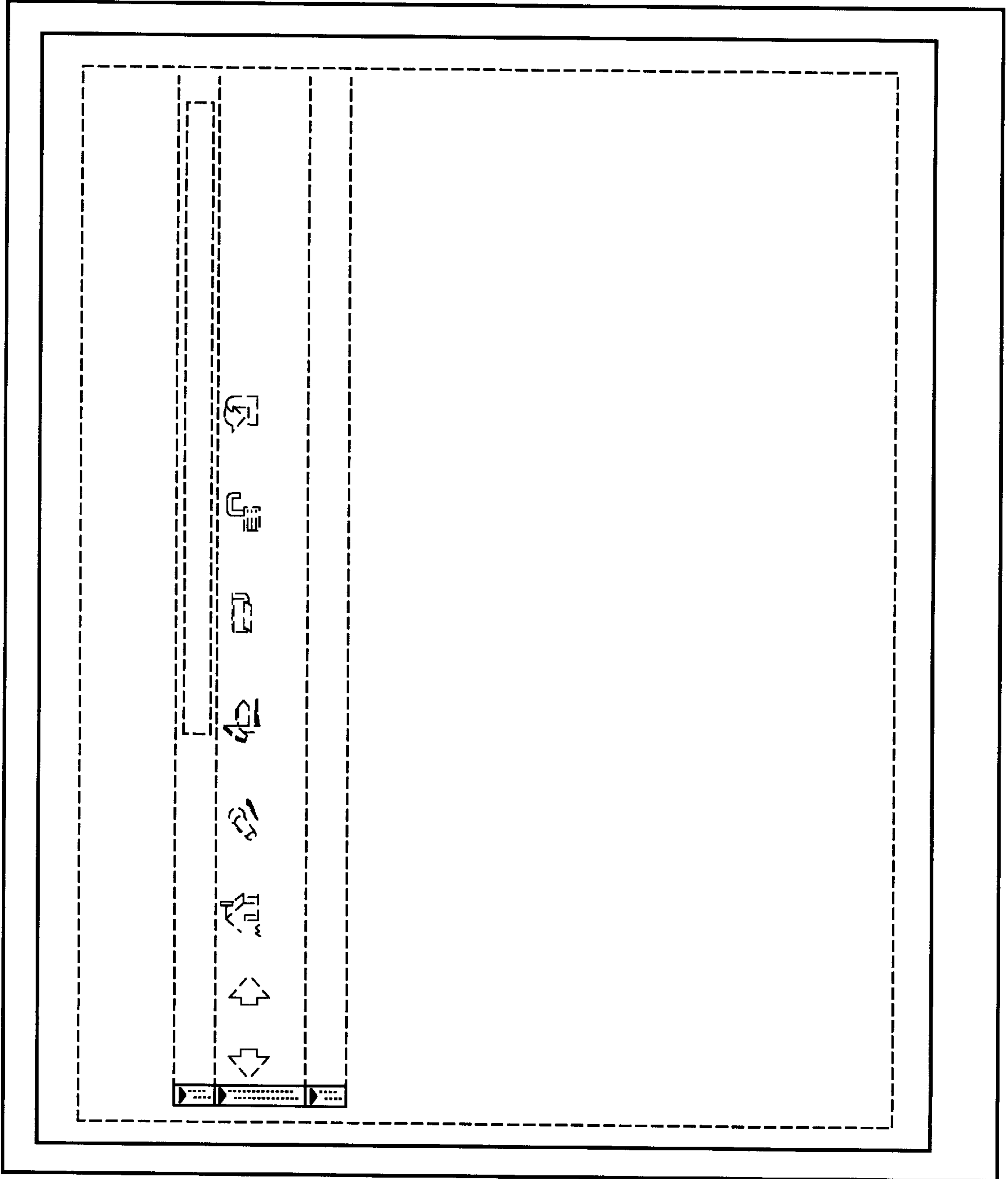


FIG. 4

