



US00D427916S

United States Patent [19]

Paredes et al.

[11] Patent Number: **Des. 427,916**

[45] Date of Patent: **** Jul. 11, 2000**

[54] **WATCH CASING AND BEZEL**

[75] Inventors: **Edgardo B. Paredes**, Lapu Lapu City, Philippines; **John T. Houlihan**, Southbury, Conn.; **Galileo P. Ramos, Jr.**, Lapu Lapu City, Philippines

[73] Assignee: **Timex Corporation**, Middlebury, Conn.

[**] Term: **14 Years**

[21] Appl. No.: **29/108,080**

[22] Filed: **Jul. 16, 1999**

[51] **LOC (7) Cl.** **10-02**

[52] **U.S. Cl.** **D10/30; D10/39**

[58] **Field of Search** **D10/1-40, 122-132; 368/280-282, 276-277, 285**

[56] **References Cited**

U.S. PATENT DOCUMENTS

D. 329,388	9/1992	Takahashi	D10/30
D. 340,870	11/1993	Kishimoto	D10/30
D. 348,013	6/1994	Nomura	D10/38
D. 353,339	12/1994	Gazzola	D10/30

D. 386,691	11/1997	Szekley	D10/30
D. 388,000	12/1997	Molineri	D10/30
D. 398,861	9/1998	Riley	D10/30

OTHER PUBLICATIONS

Timex 1999 Catalog, p. 33 (Style Nos. T50752, T50322, T50191, T50692).

Primary Examiner—Nelson C. Holtje
Attorney, Agent, or Firm—Carmody & Torrance LLP

[57] **CLAIM**

The ornamental design for a “watch casing and bezel”, as shown and described.

DESCRIPTION

FIG. 1 is a perspective view of a watch casing and bezel showing our new design;
FIG. 2 is a left side elevational view thereof;
FIG. 3 is a top plan view thereof;
FIG. 4 is a right side elevational view thereof;
FIG. 5 is a front elevational view thereof;
FIG. 6 is a rear elevational view thereof; and,
FIG. 7 is a bottom plan view.

1 Claim, 3 Drawing Sheets

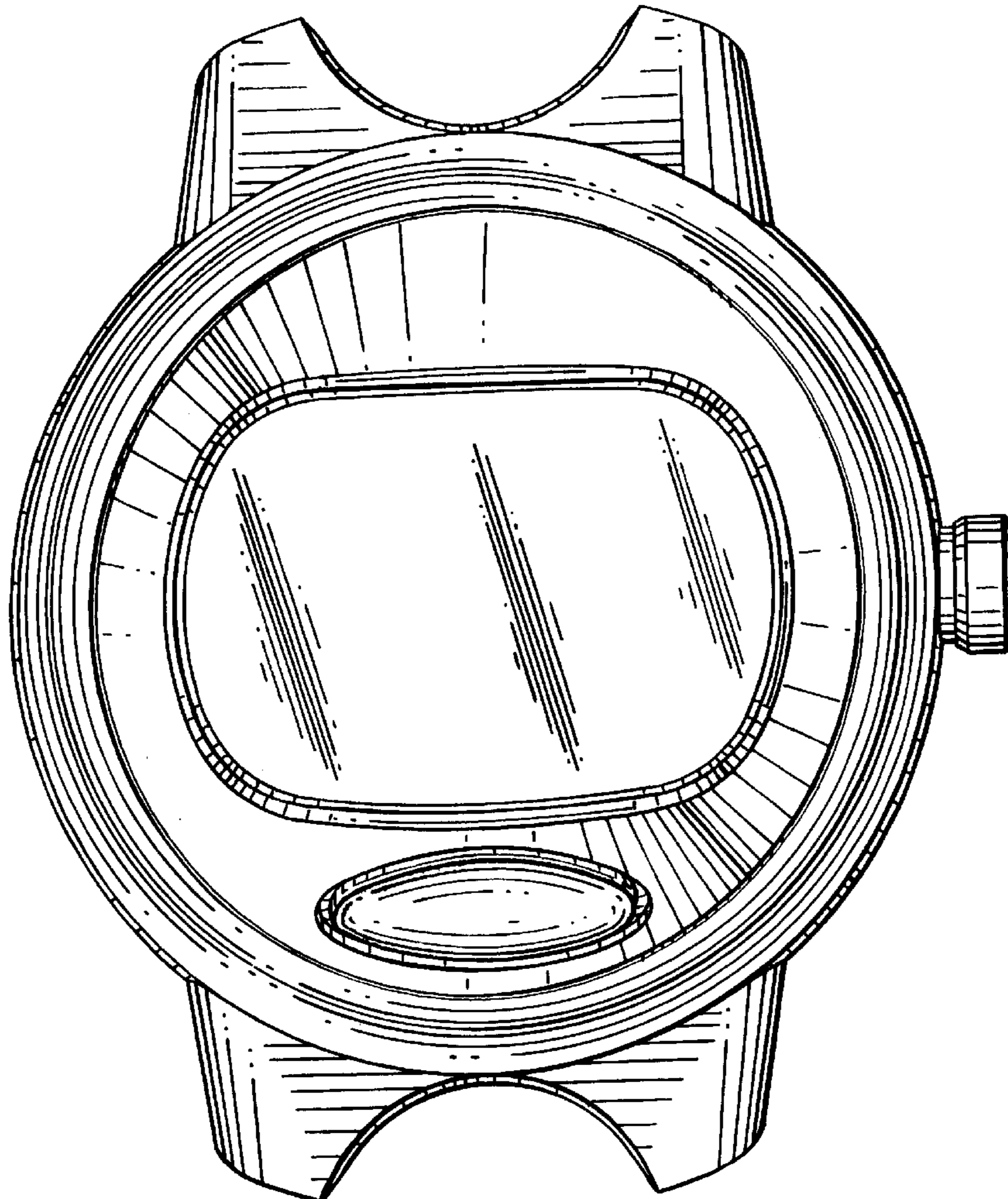


FIG. 1

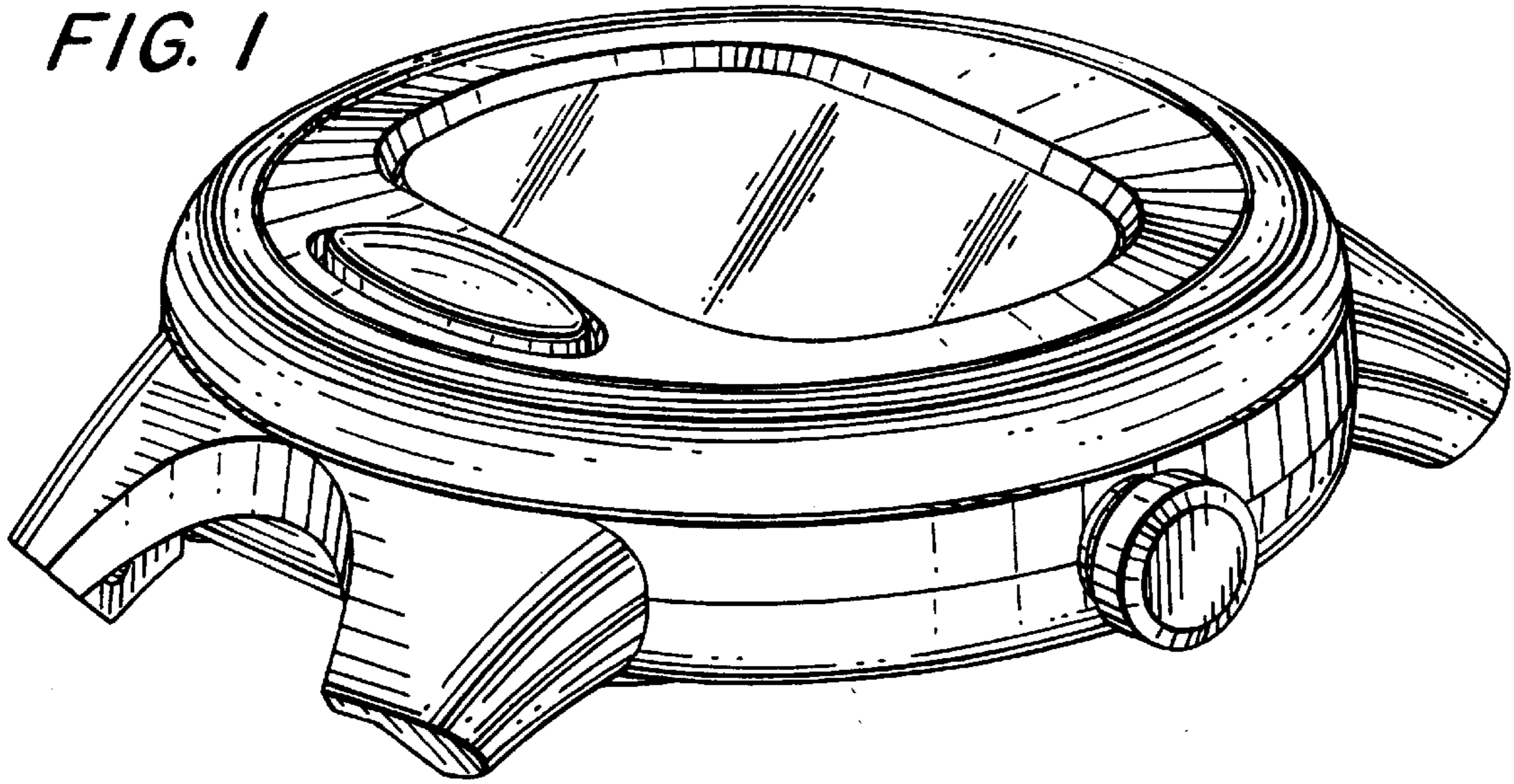
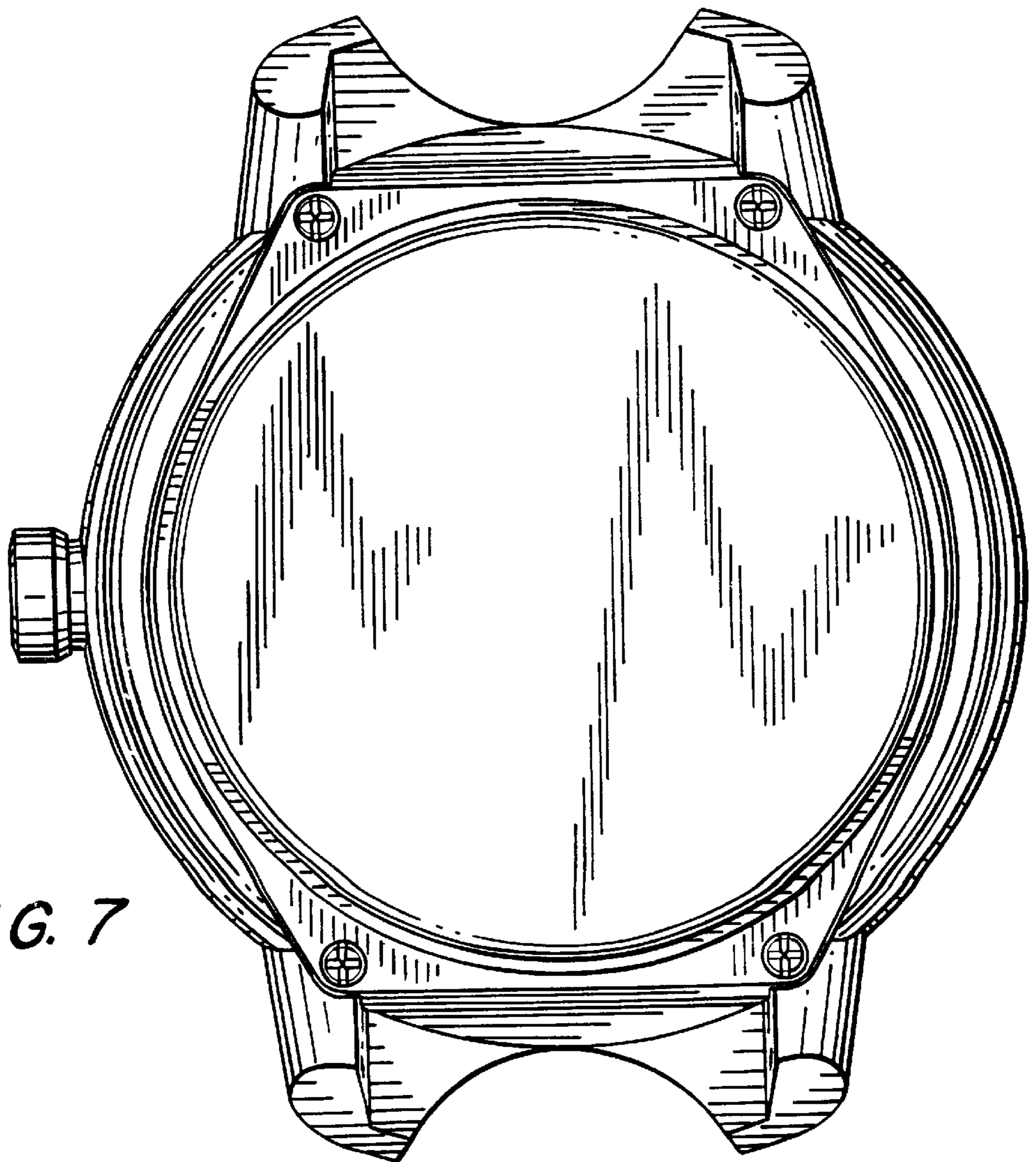


FIG. 7



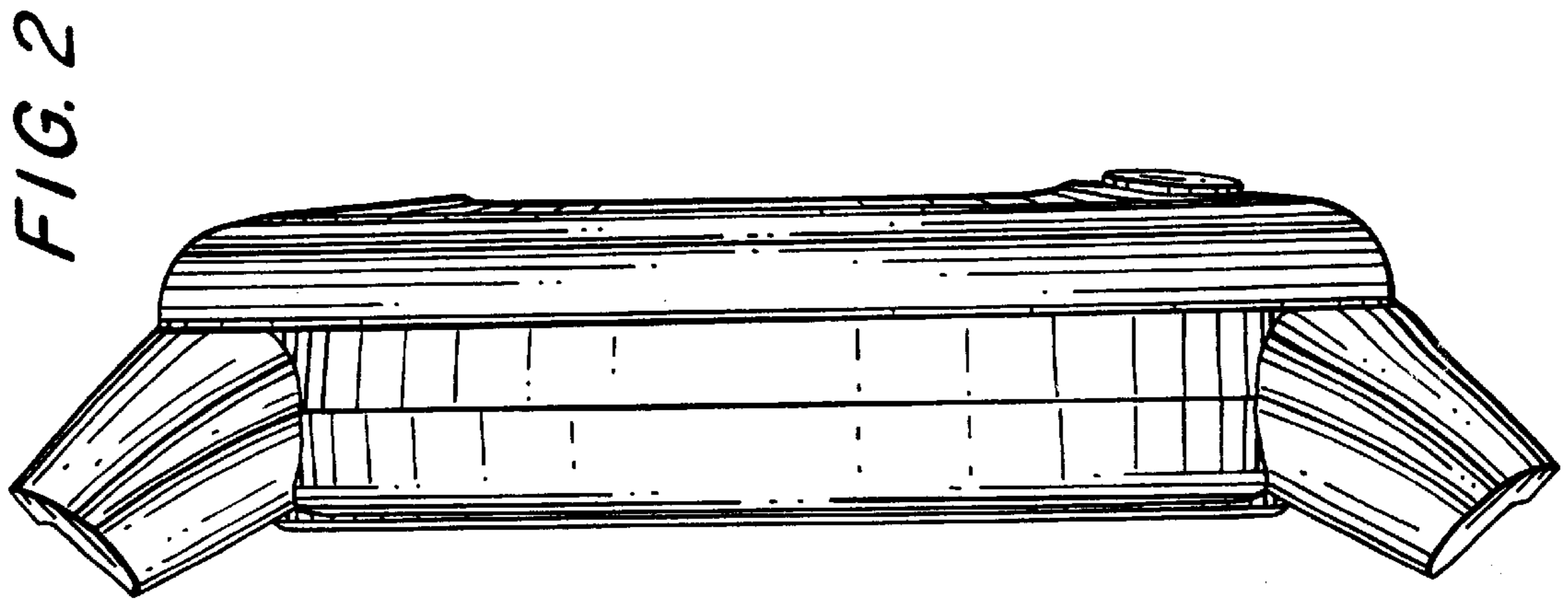



FIG. 5




FIG. 6




FIG. 4

