



US00D427910S

United States Patent [19]

[11] **Patent Number: Des. 427,910**

Barnes et al.

[45] **Date of Patent: ** Jul. 11, 2000**

[54] **WIDE MOUTH CONTAINER**

[75] Inventors: **Brian Barnes**, Pasadena; **Kirk E. Maki**, Eldersburg, both of Md.

[73] Assignee: **GrafcO Industries LLP**, Hanover, Md.

[**] Term: **14 Years**

[21] Appl. No.: **29/102,691**

[22] Filed: **Mar. 3, 1999**

[51] **LOC (7) Cl.** **09-01**

[52] **U.S. Cl.** **D9/502**

[58] **Field of Search** D9/502, 557, 500,
D9/503, 504, 538, 520; 215/382, 383, 384

[56] **References Cited**

U.S. PATENT DOCUMENTS

D. 105,274	7/1937	Fuerst	D9/557
D. 199,869	12/1964	Trombley	D9/557
D. 292,378	10/1987	Brandt et al.	D9/557
D. 348,007	6/1994	Feen	D9/557
D. 348,837	7/1994	Feen	D9/502

D. 411,750	6/1999	Forecast et al.	D9/557
2,893,678	7/1959	Homan et al.	215/382
5,024,341	6/1991	Dekerle	D9/502
5,862,929	6/1999	Takeuchi et al.	215/384

OTHER PUBLICATIONS

Modern Packaging, p. 17, jar far right, Apr. 1976.

Primary Examiner—Lucy Lieberman

Attorney, Agent, or Firm—Brady, O'Boyle & Gates

[57] **CLAIM**

The ornamental design for a wide mouth container, as shown and described.

DESCRIPTION


FIG. 1 is a top, front perspective view of a wide mouth container showing our new design;

FIG. 2 is a top plan view of the wide mouth container shown in FIG. 1;

FIG. 3 is a bottom plan view of the wide mouth container shown in FIG. 1; and,

FIG. 4 is a rear elevation thereof.

1 Claim, 2 Drawing Sheets



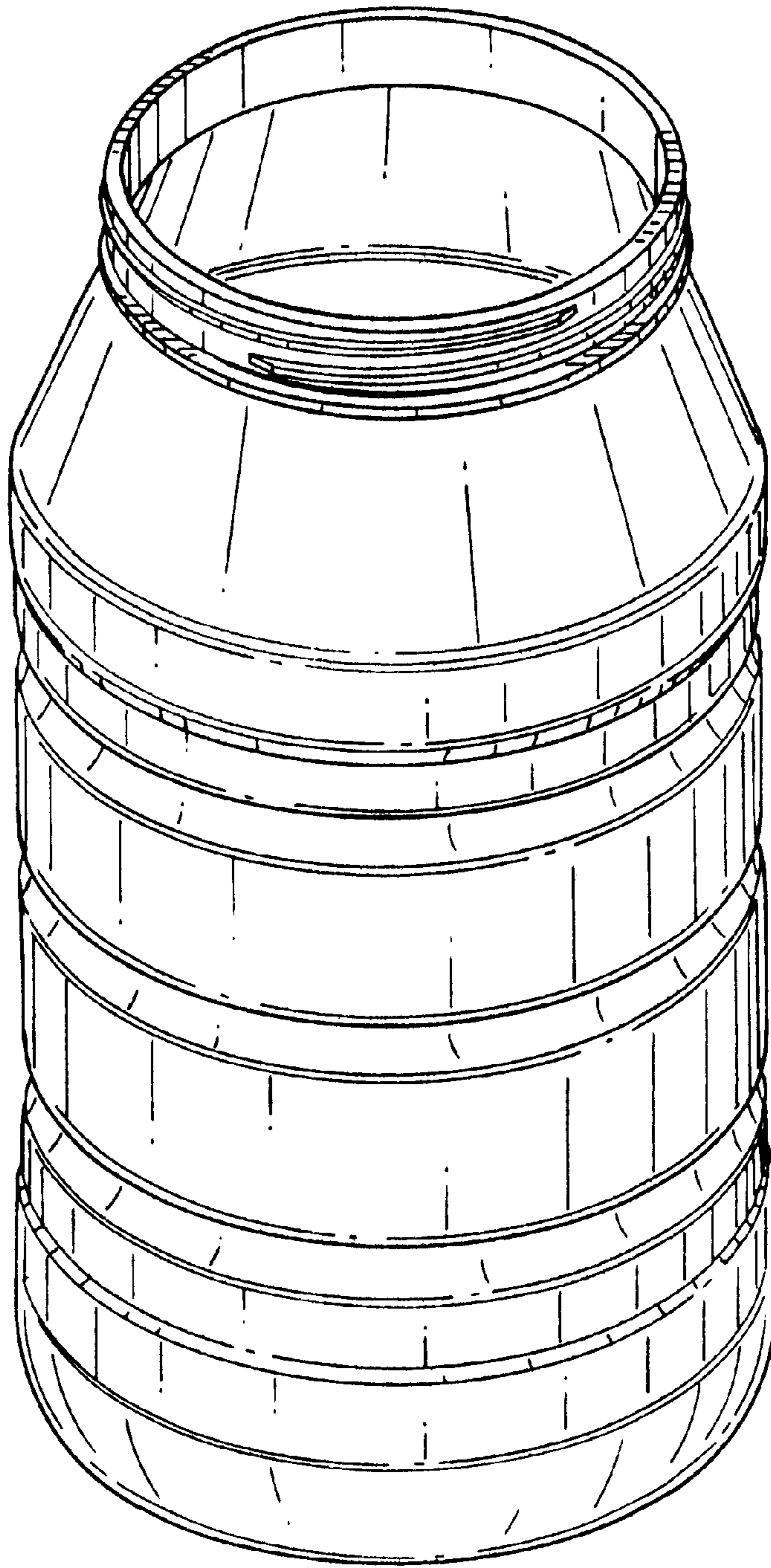


FIG. 1

FIG. 4

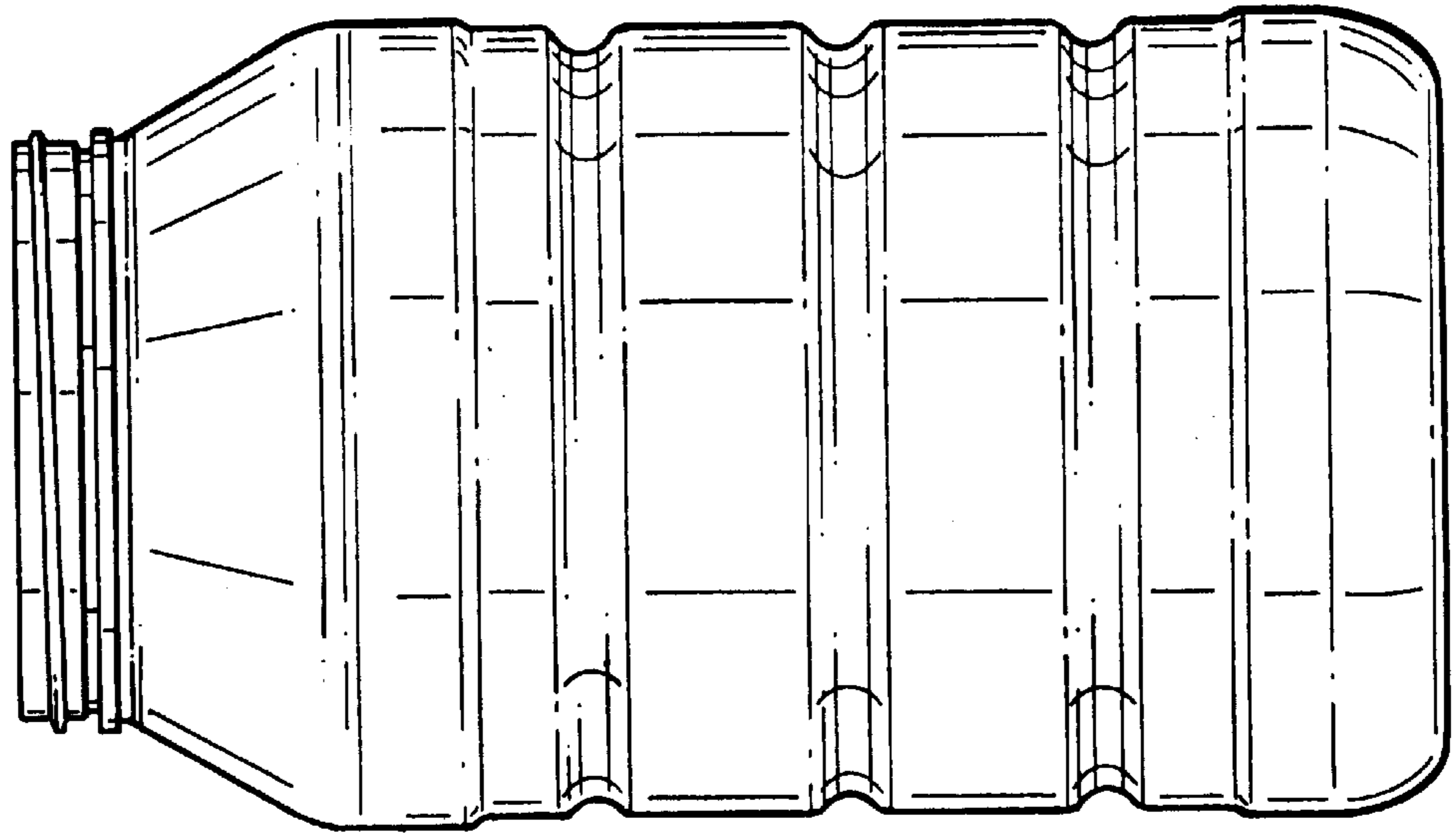


FIG. 2

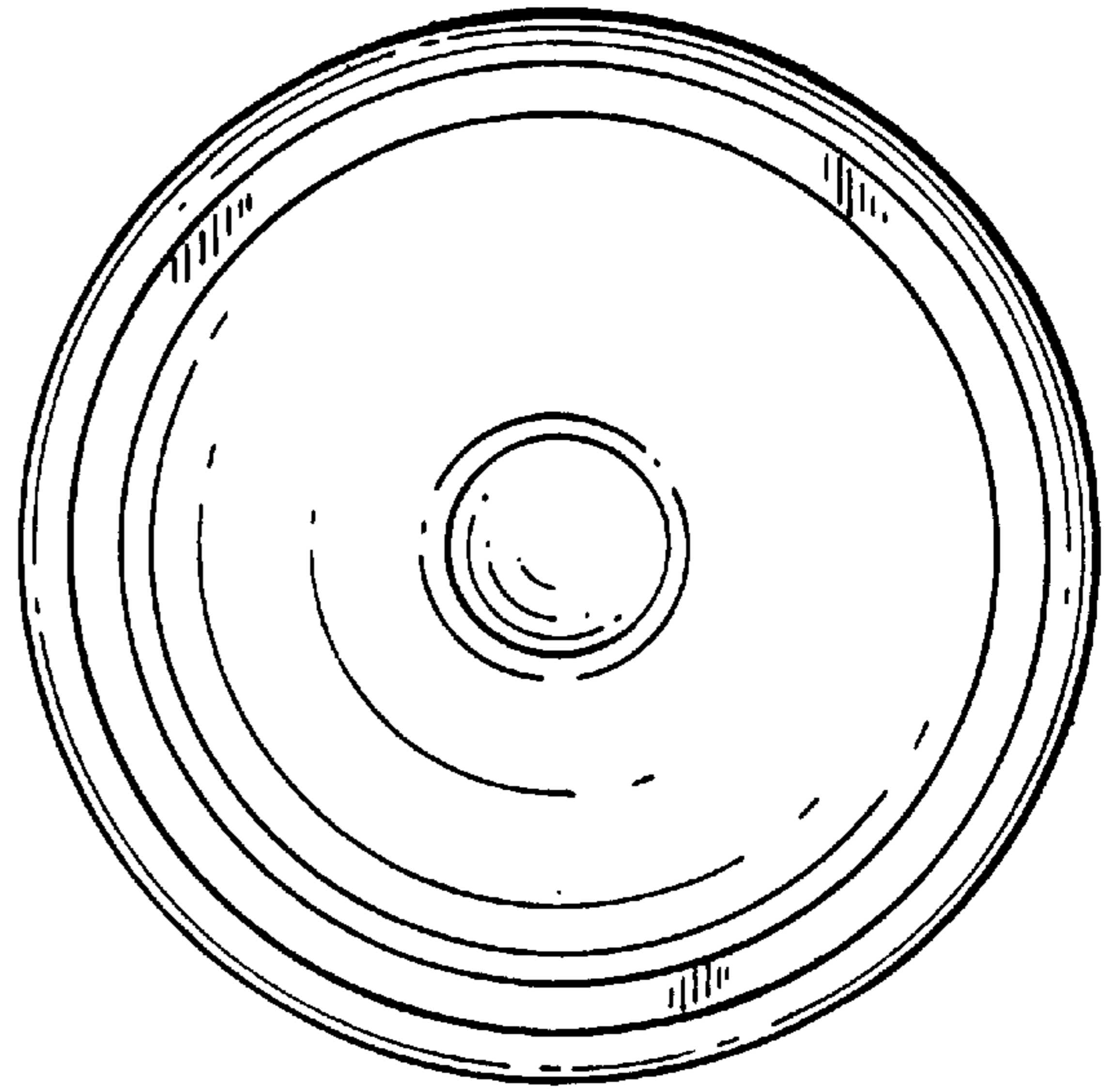
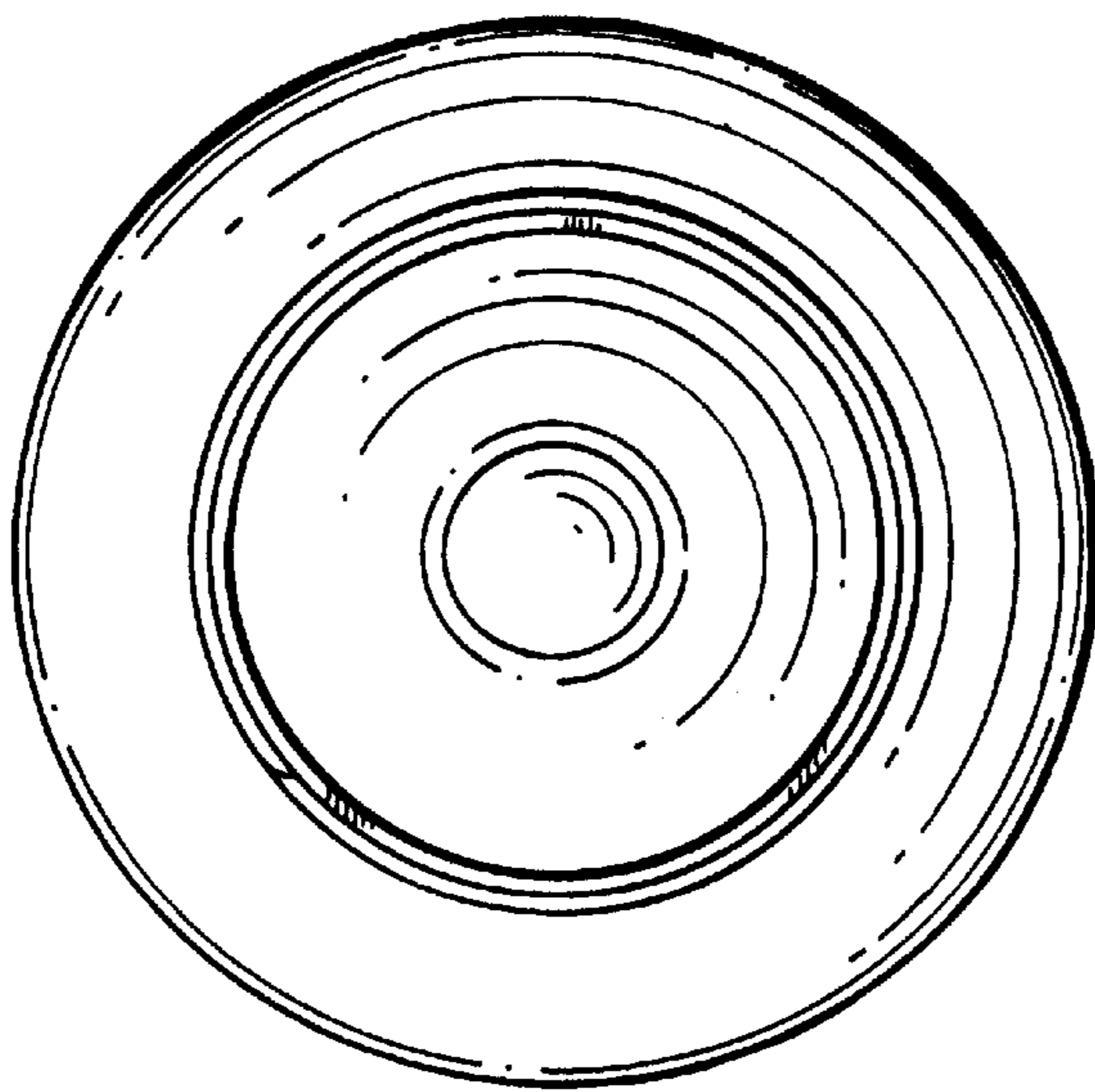


FIG. 3