



US00D427891S

# United States Patent [19] Senior

[11] **Patent Number: Des. 427,891**

[45] **Date of Patent: \*\* Jul. 11, 2000**

[54] **CORD HOLDER**

[76] Inventor: **Henry Campbell Senior**, 14 Mark Perreau Place, Foxton, New Zealand

[\*\*] Term: **14 Years**

[21] Appl. No.: **29/099,768**

[22] Filed: **Jan. 28, 1999**

[30] **Foreign Application Priority Data**

Jul. 28, 1998 [NZ] New Zealand ..... 29527

[51] **LOC (7) Cl. .... 08-05**

[52] **U.S. Cl. .... D8/358**

[58] **Field of Search** ..... D8/358, 356; 242/127, 242/125.1, 125.2, 125.3, 118.8, 405.1, 405.5

[56] **References Cited**

### U.S. PATENT DOCUMENTS

D. 294,915	3/1988	Alonso	.....	D8/358
D. 316,665	5/1991	Lueth	.....	D8/358
D. 370,842	6/1996	McGuerty	.....	D8/358
4,123,012	10/1978	Hough	.	
4,277,035	7/1981	Gaski	.	

4,497,457	2/1985	Harvey	.....	242/405.1
4,586,675	5/1986	Brown	.	
4,687,154	8/1987	Deweese	.	
4,688,739	8/1987	Moore	.	
4,779,815	10/1988	Moore et al.	.....	242/405.1
4,779,816	10/1988	Harvey	.....	242/405.1
4,997,997	3/1991	Moore	.	

*Primary Examiner*—Holly Baynham  
*Attorney, Agent, or Firm*—Young & Thompson


[57] **CLAIM**

The ornamental design for a cord holder, as shown.

### DESCRIPTION

FIG. 1 is a top, and a side perspective view of a cord holder showing my new design; FIG. 2 is a bottom, and a side perspective view thereof; FIG. 3 is a side elevational view thereof showing the side opposite that shown in FIG. 1; FIG. 4 is a side elevational view thereof showing the side opposite that shown in FIG. 3; FIG. 5 is a top plan view thereof; and, FIG. 6 is a bottom plan view thereof.

**1 Claim, 2 Drawing Sheets**






FIG. 1




FIG. 2

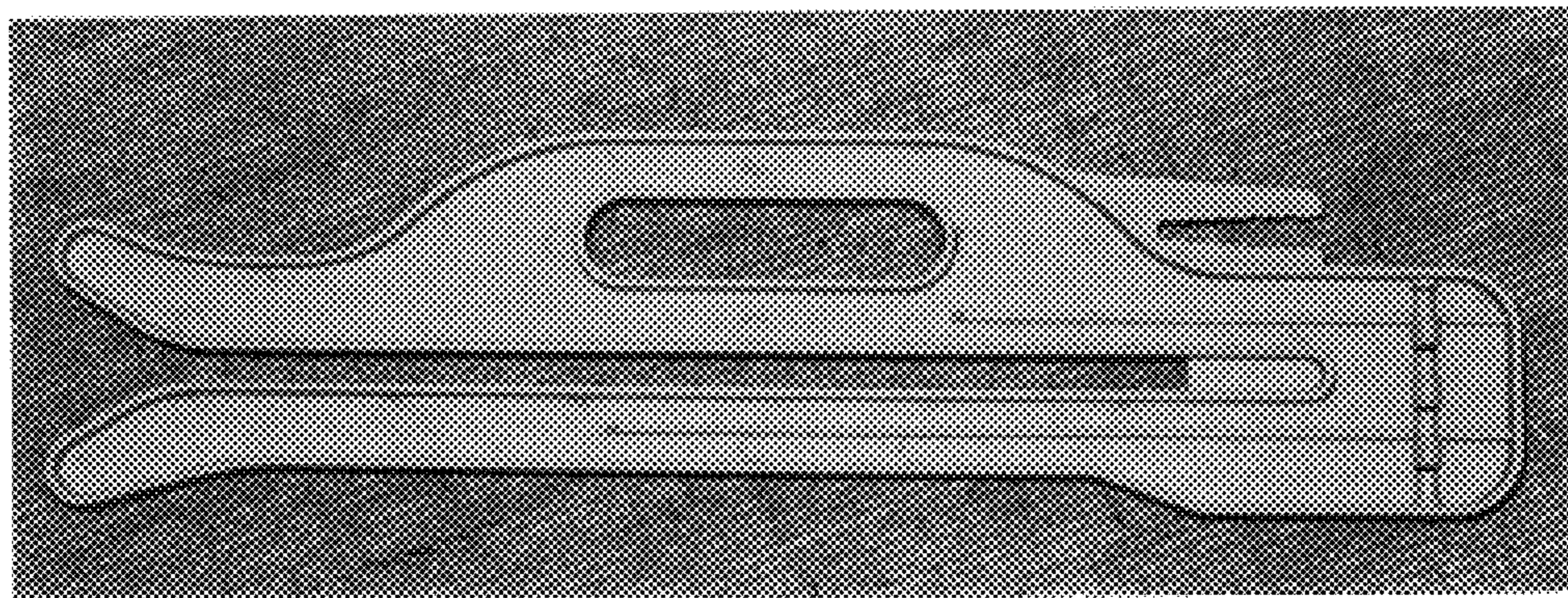


FIG. 3

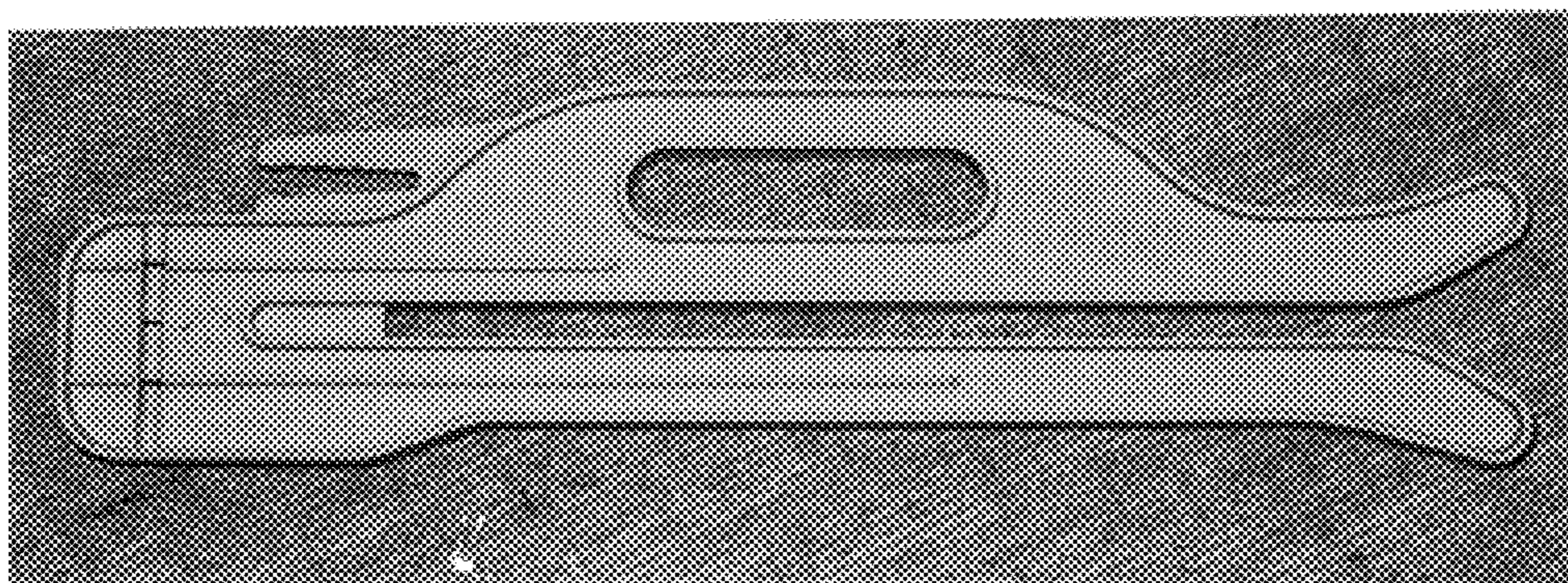


FIG. 4




FIG. 5




FIG. 6