



US00D427877S

United States Patent [19]
Rowlay et al.

[11] **Patent Number: Des. 427,877**
[45] **Date of Patent: ** Jul. 11, 2000**

[54] **HAND TOOL HANDLE**
[75] Inventors: **Stephen Rowlay**, Sheffield, United Kingdom; **Eric Ranieri**, Besancon, France
[73] Assignee: **The Stanley Works**, New Britain, Conn.
[**] Term: **14 Years**
[21] Appl. No.: **29/109,113**
[22] Filed: **Aug. 11, 1999**
[51] **LOC (7) Cl.** **08-05**
[52] **U.S. Cl.** **D8/107**
[58] **Field of Search** D8/47, 82-87, D8/98, 107, 300, 303, DIG. 7, DIG. 8; 16/110.1, 422, 430, 431; 81/52, 177.1, 436, 437, 489

D. 398,508 9/1998 Thompson et al. D8/83
D. 402,179 12/1998 Scott D8/107
D. 408,253 4/1999 Rowlay D8/83
D. 415,007 10/1999 Jimenez et al. D8/107
D. 416,776 11/1999 Liu D8/83
D. 418,731 1/2000 Rowlay et al. D8/85
4,452,289 6/1984 Smith 81/177.1
5,390,572 2/1995 Gakhar et al. 16/430
5,475,894 12/1995 Wildforster 16/430

Primary Examiner—Alan P. Douglas
Assistant Examiner—Reid Hecker
Attorney, Agent, or Firm—Pillsbury Madison & Sutro LLP

[57] **CLAIM**

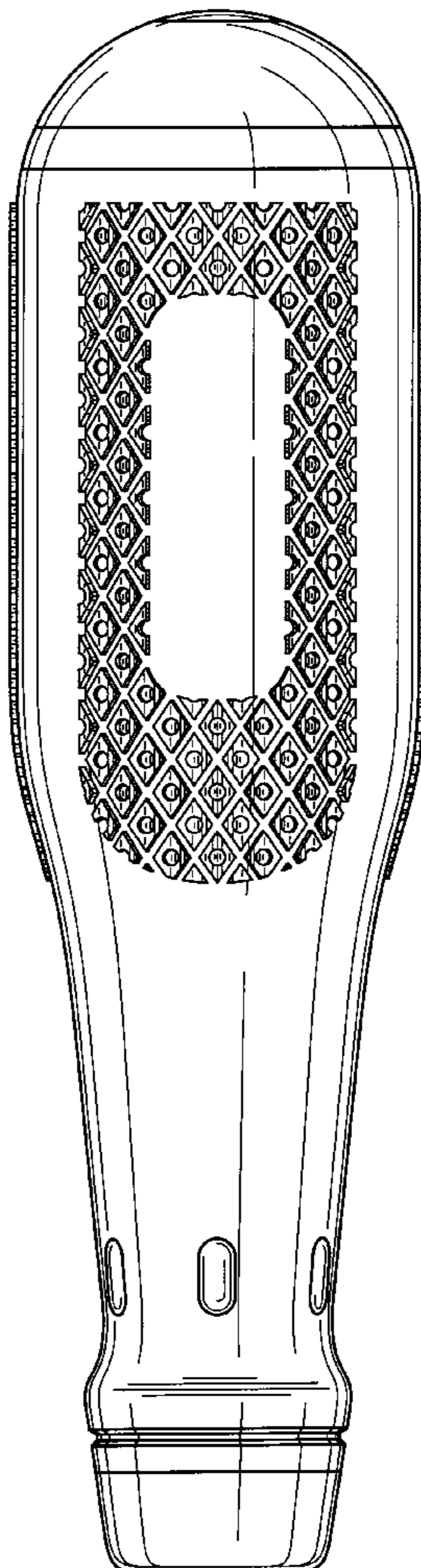
The ornamental design for a hand tool handle, as shown and described.

DESCRIPTION

FIG. 1 is a front elevational view of a hand tool handle showing our new design;
FIG. 2 is a rear elevational view thereof;
FIG. 3 is a right side elevational view thereof, the left side elevational view being a mirror image thereof;
FIG. 4 is a top plan view thereof; and,
FIG. 5 is a bottom plan view thereof.

[56] **References Cited**
U.S. PATENT DOCUMENTS
D. 152,155 12/1948 Jacoff D8/82
D. 307,236 4/1990 Cascio et al. D8/82
D. 384,565 10/1997 Lin D8/83

1 Claim, 4 Drawing Sheets



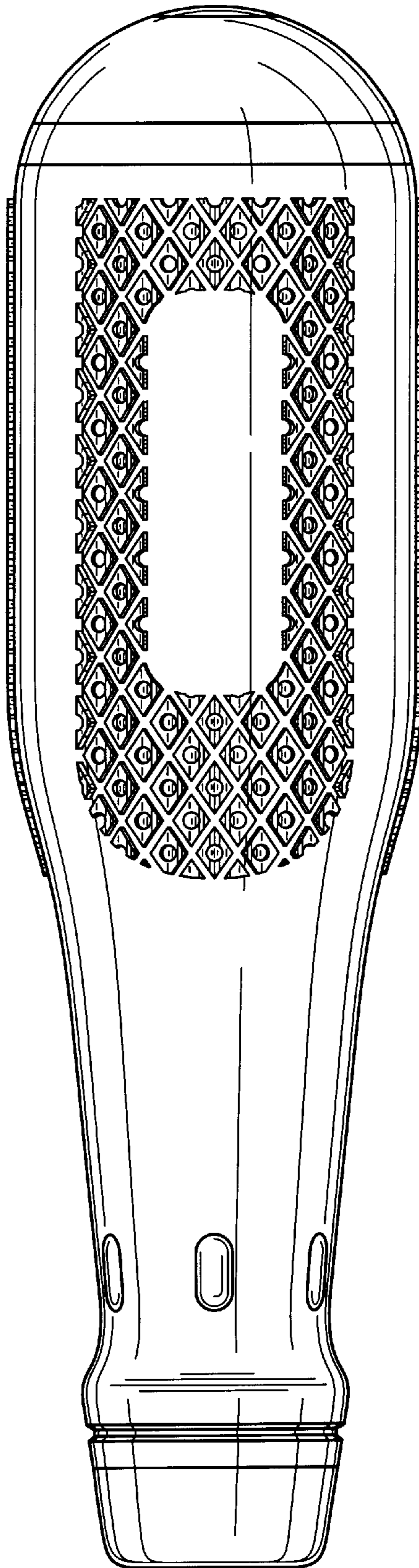


FIG. 1

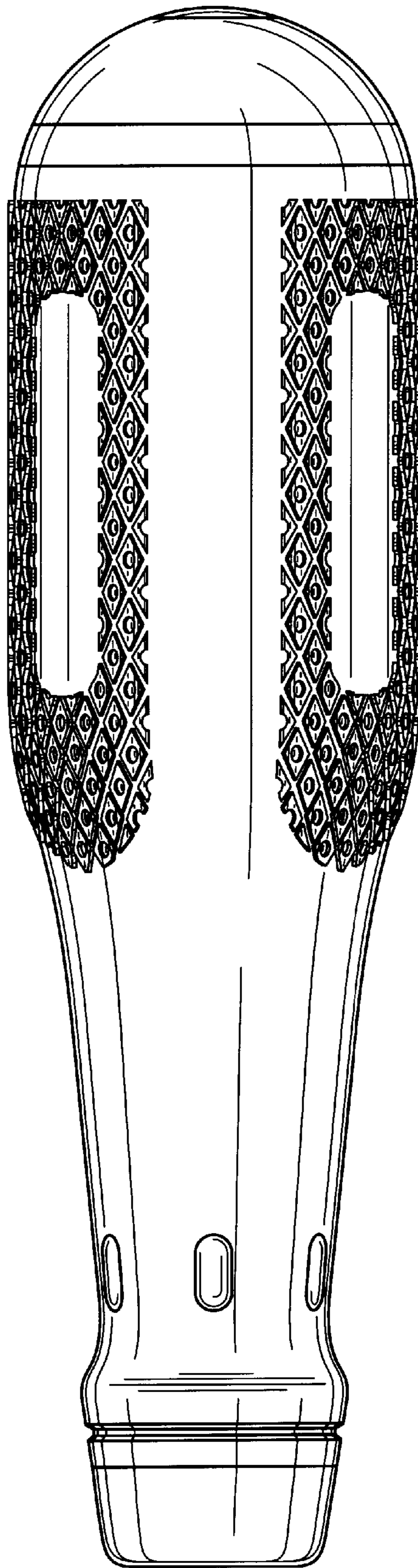


FIG. 2

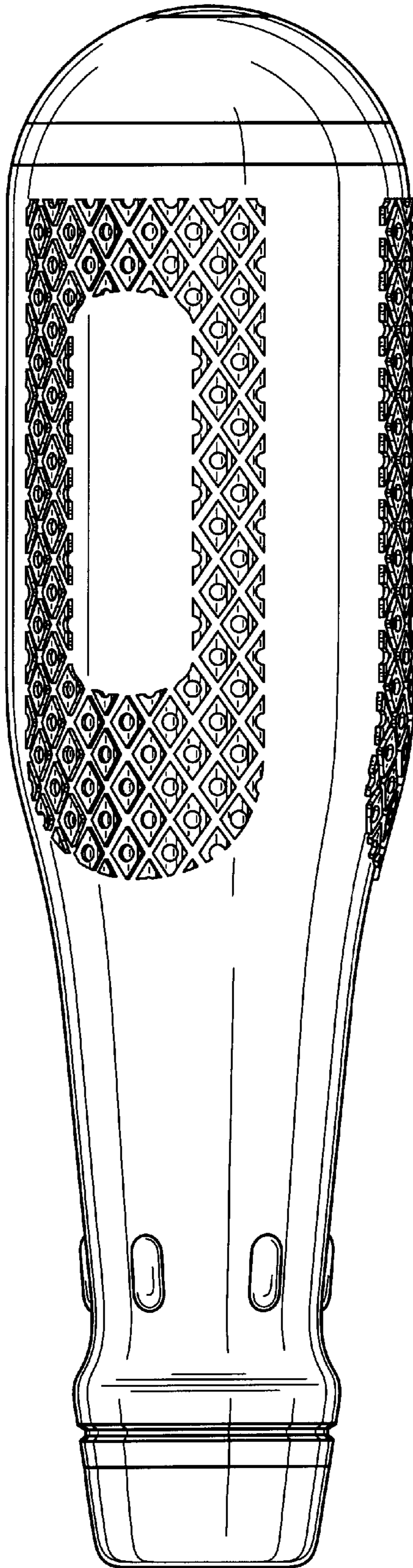


FIG. 3

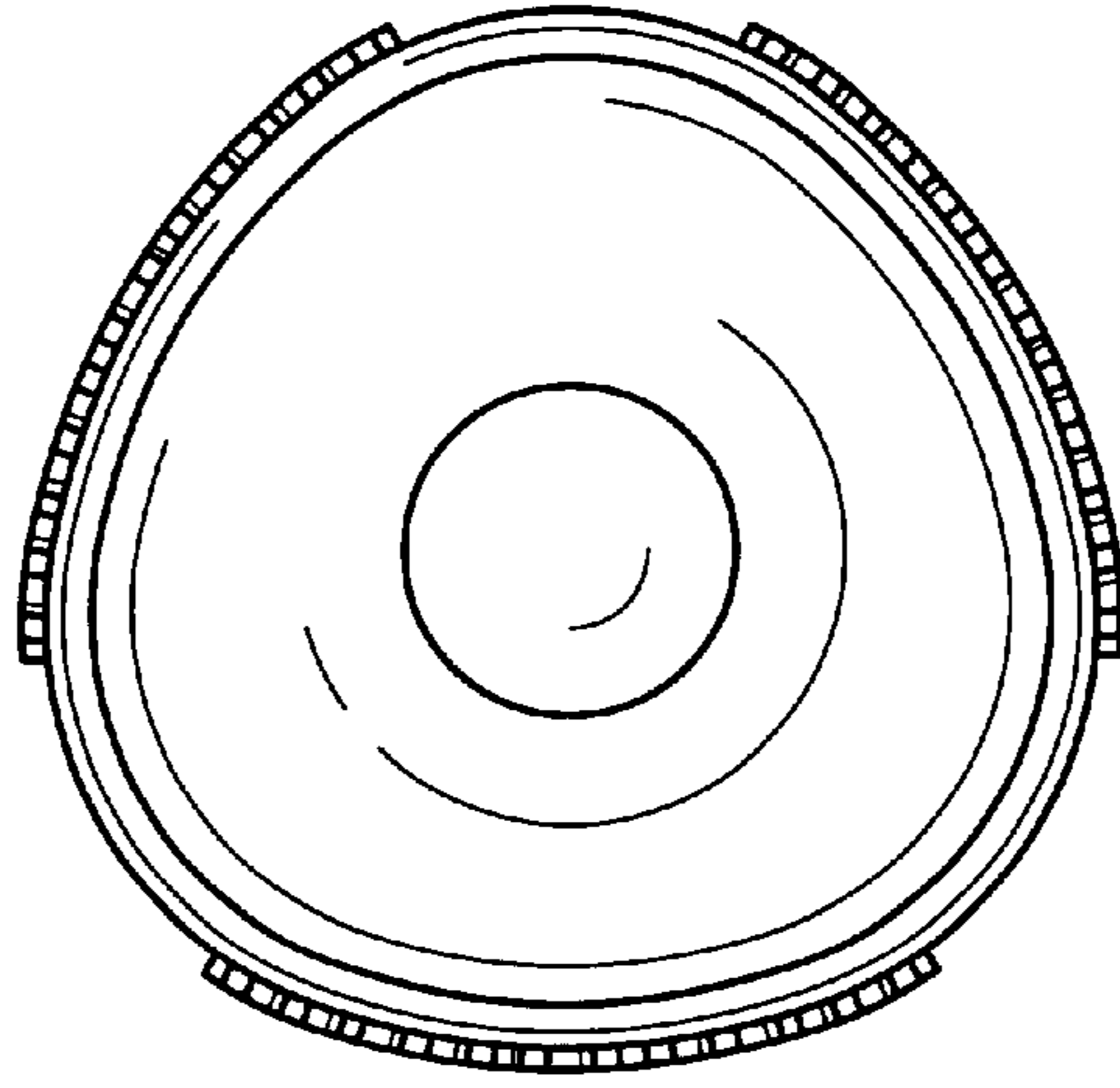


FIG. 4

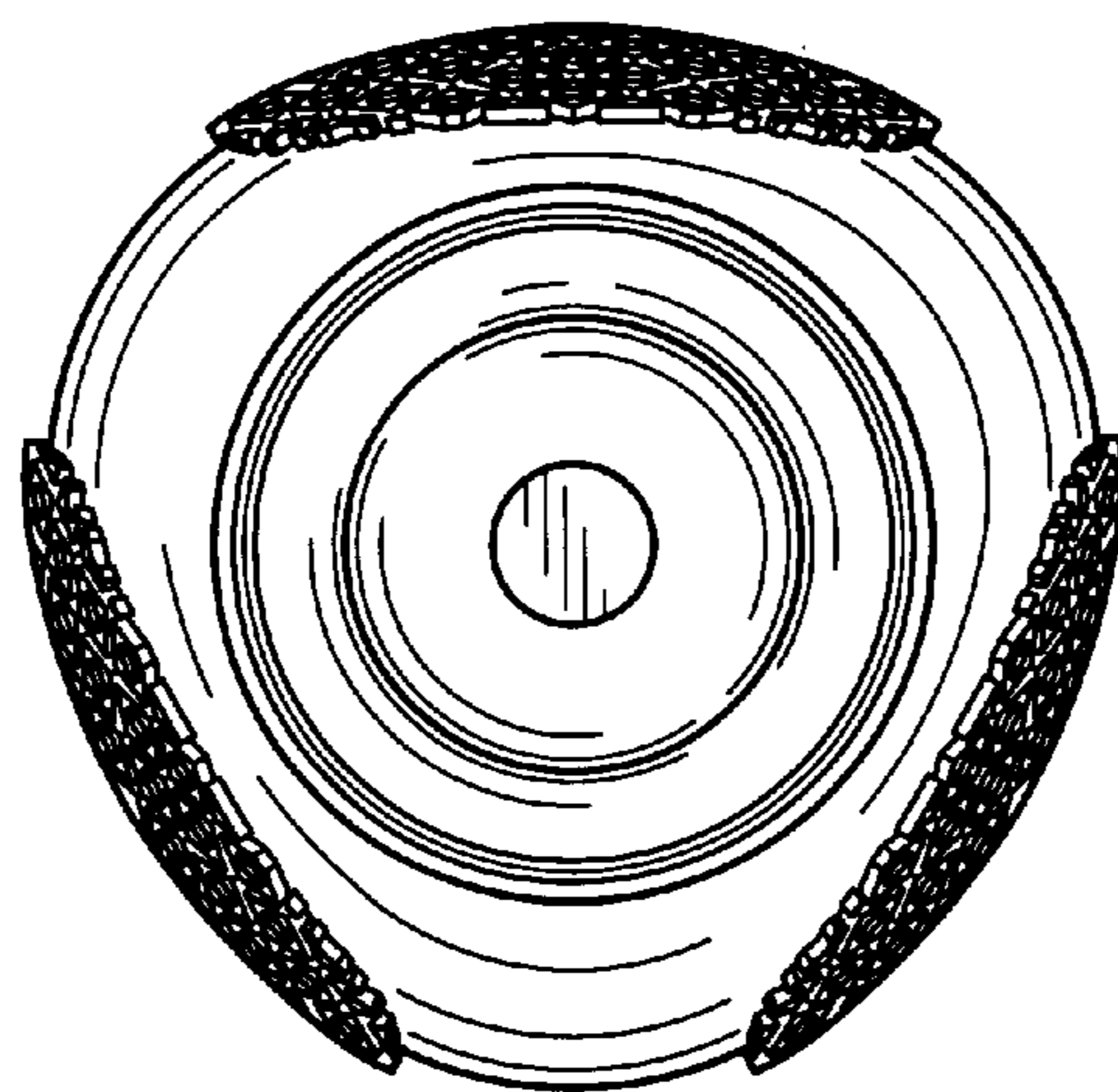


FIG. 5