



US00D427864S

**United States Patent** [19]  
**Kowalchik et al.**

[11] **Patent Number: Des. 427,864**  
[45] **Date of Patent: \*\* Jul. 11, 2000**

[54] **POWERED GREASE GUN**

3,653,555 4/1972 Dorn ..... 222/256  
4,664,298 5/1987 Shew ..... 222/256

[75] Inventors: **William T. Kowalchik**, Jonesboro, Ark.; **Wendell Wilson**, Marietta, Ga.

*Primary Examiner*—Philip S. Hyder  
*Attorney, Agent, or Firm*—Howell & Haferkamp, L.C.

[73] Assignee: **McNeil (Ohio) Corporation**, St. Paul, Minn.

[57] **CLAIM**

[\*\*] Term: **14 Years**

The ornamental design for a powered grease gun, as shown and described.

[21] Appl. No.: **29/109,347**

**DESCRIPTION**

[22] Filed: **Aug. 13, 1999**

[51] **LOC (7) Cl.** ..... **08-05**

[52] **U.S. Cl.** ..... **D8/14.1**

[58] **Field of Search** ..... D8/14, 14.1, 51;  
222/256, 257, 258, 259, 260, 261, 262,  
320, 340


FIG. 1 is front elevation view of a powered grease gun showing our new designs;  
FIG. 2 is a rear elevation view of the powered grease gun of FIG. 1;  
FIG. 3 is a left side elevation view of the powered grease gun of FIG. 1;  
FIG. 4 is a right side elevation view of the powered grease gun of FIG. 1;  
FIG. 5 is a top plan view of the powered grease gun of FIG. 1; and,  
FIG. 6 is a bottom plan view of the powered grease gun of FIG. 1.

[56] **References Cited**

**U.S. PATENT DOCUMENTS**

D. 222,822 1/1972 Dorn ..... D8/14.1  
D. 295,599 5/1988 Shew ..... D8/14.1  
D. 409,059 5/1999 Wilson et al. .  
3,393,840 7/1968 Sundholm ..... D8/14.1

**1 Claim, 4 Drawing Sheets**



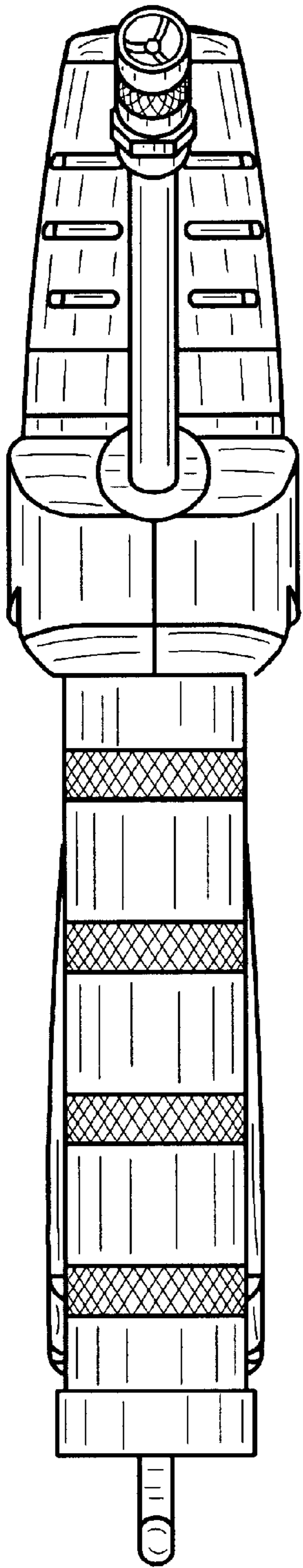


FIG. 1

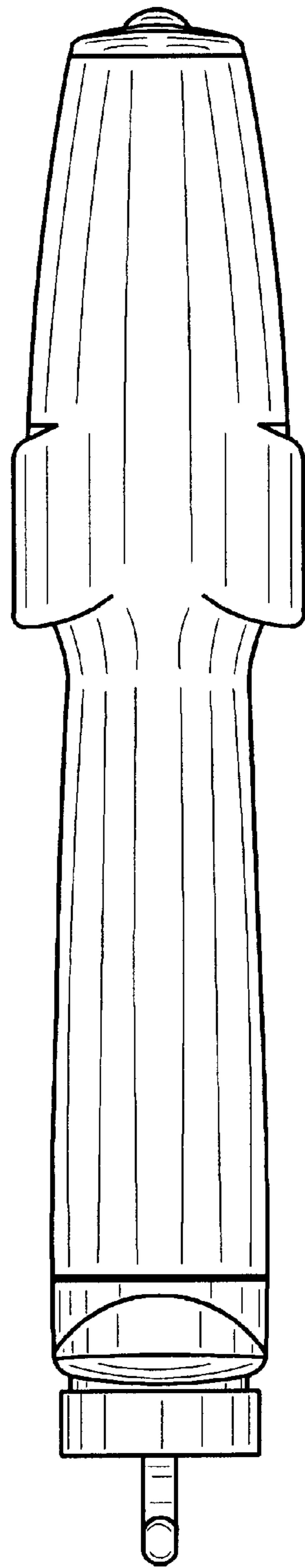


FIG. 2

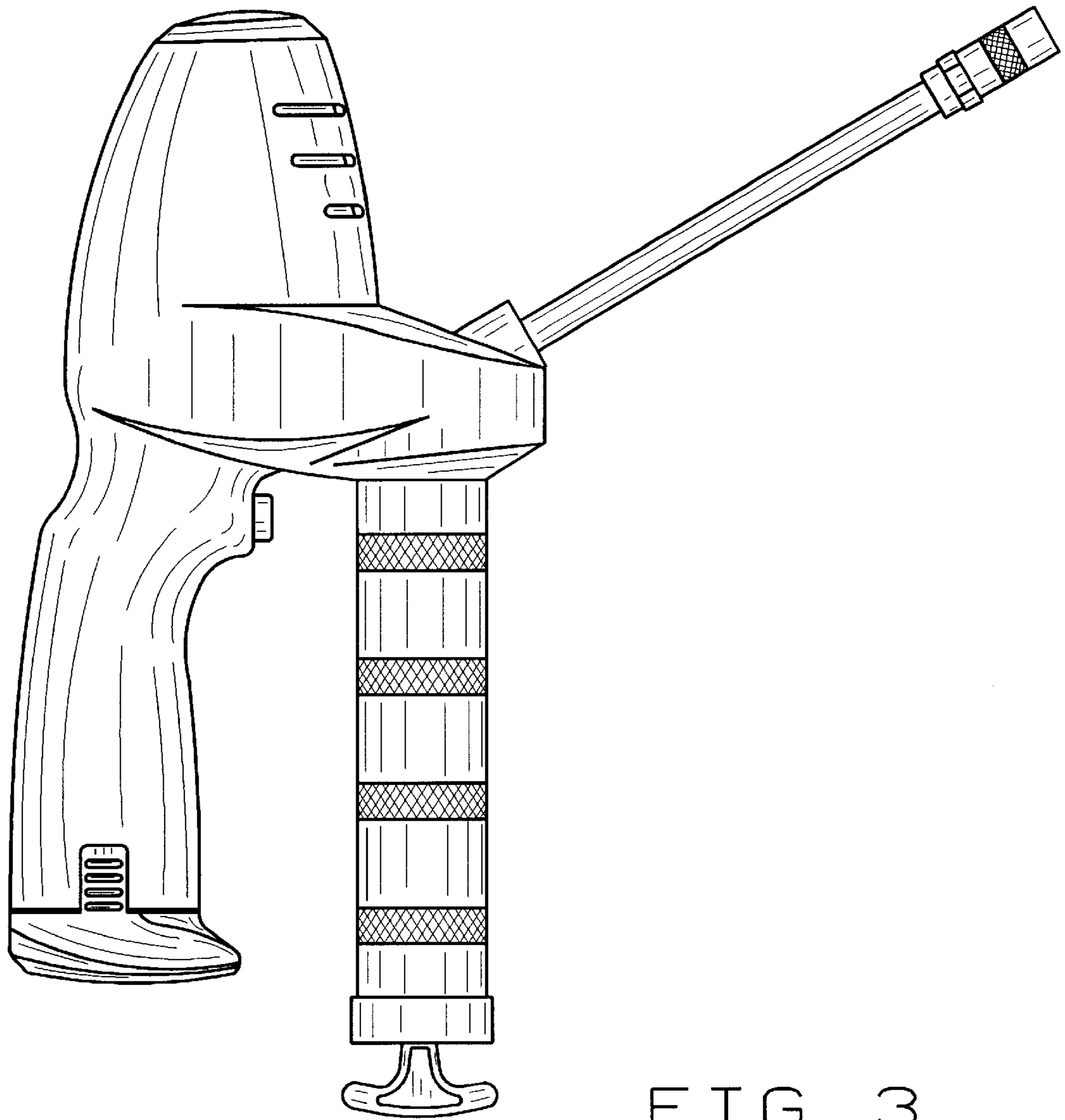


FIG. 3

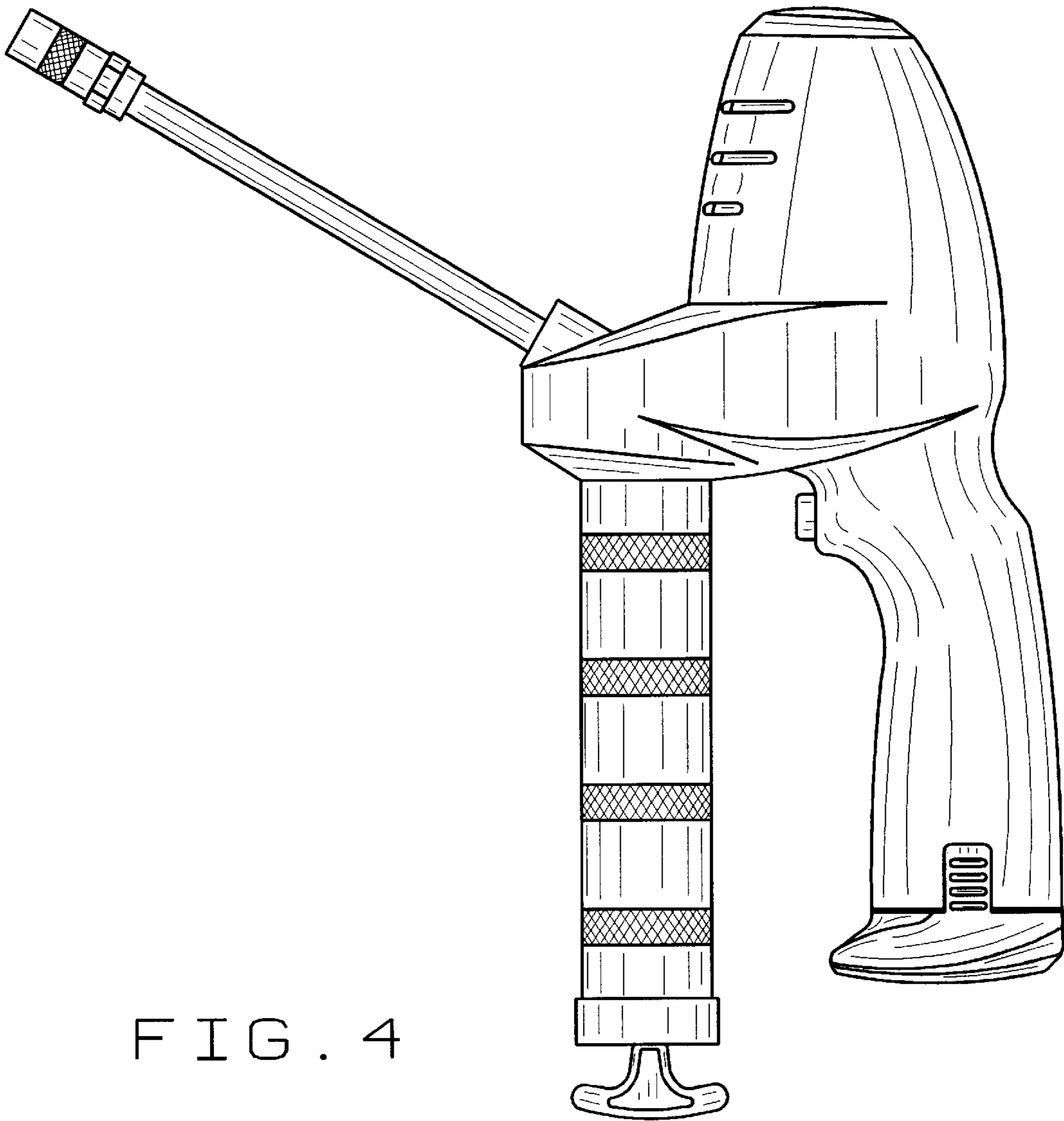


FIG. 4

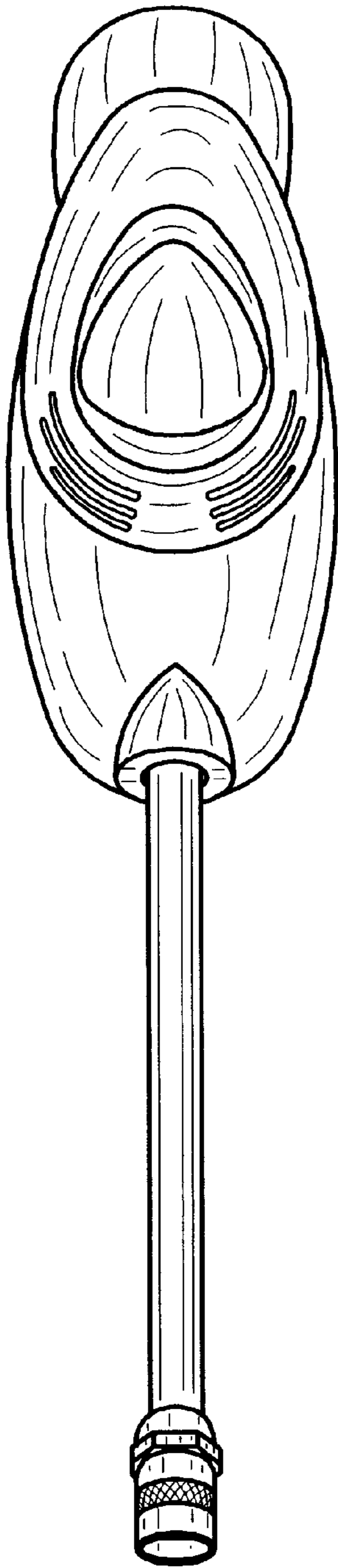


FIG. 5

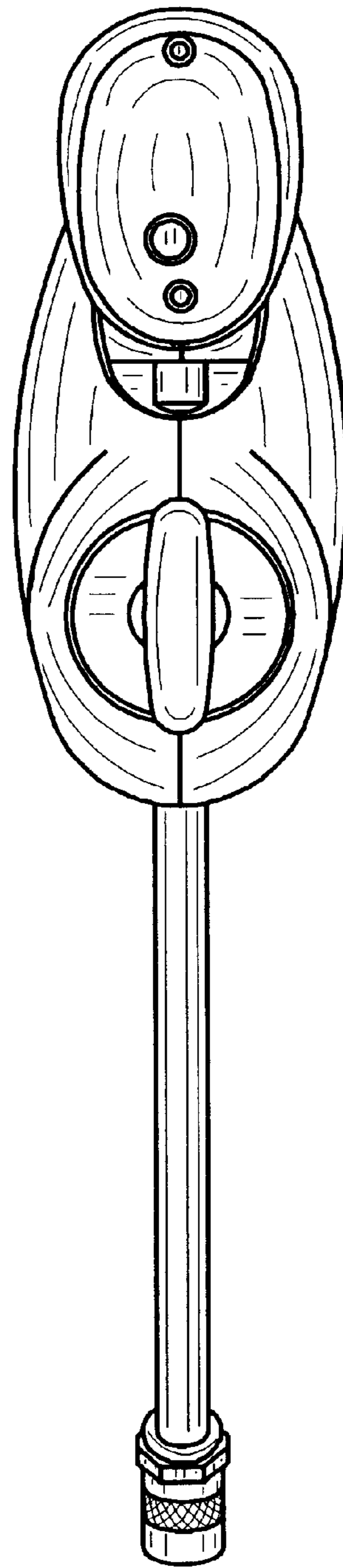


FIG. 6