



US00D427863S

**United States Patent** [19]  
**Kurz**

[11] **Patent Number: Des. 427,863**  
[45] **Date of Patent: \*\* Jul. 11, 2000**

[54] **SPADE**  
[76] Inventor: **Reinhard Kurz**, Niddertalstr. 59,  
D-61130 Nidderau, Germany

D. 214,662 7/1969 Portz et al. .... D8/10  
D. 343,102 1/1994 Tanner ..... D8/10  
D. 362,164 9/1995 Butcher ..... D8/10  
D. 377,300 1/1997 Frederick Von Essen ..... D8/10  
4,396,214 8/1983 Lesche ..... 294/49

[\*\*] Term: **14 Years**

*Primary Examiner*—Robin V. Taylor  
*Attorney, Agent, or Firm*—Collard & Roe, P.C.

[21] Appl. No.: **29/109,841**

[22] Filed: **Aug. 23, 1999**

[57] **CLAIM**

The ornamental design for a spade, as shown and described.

[30] **Foreign Application Priority Data**

**DESCRIPTION**

Feb. 23, 1999 [XH] Hague Agreement ..... 133782301  
Jun. 1, 1999 [DE] Germany ..... 499 05 179

FIG. 1 is a front view of the spade according to the invention;  
FIG. 2 is a left-side view thereof, wherein the right-side view is the same;  
FIG. 3 is a rear view thereof;  
FIG. 4 is a top view thereof;  
FIG. 5 is a top view looking down a cross section along line V—V of FIG. 1; and,  
FIG. 6 is a bottom view thereof.

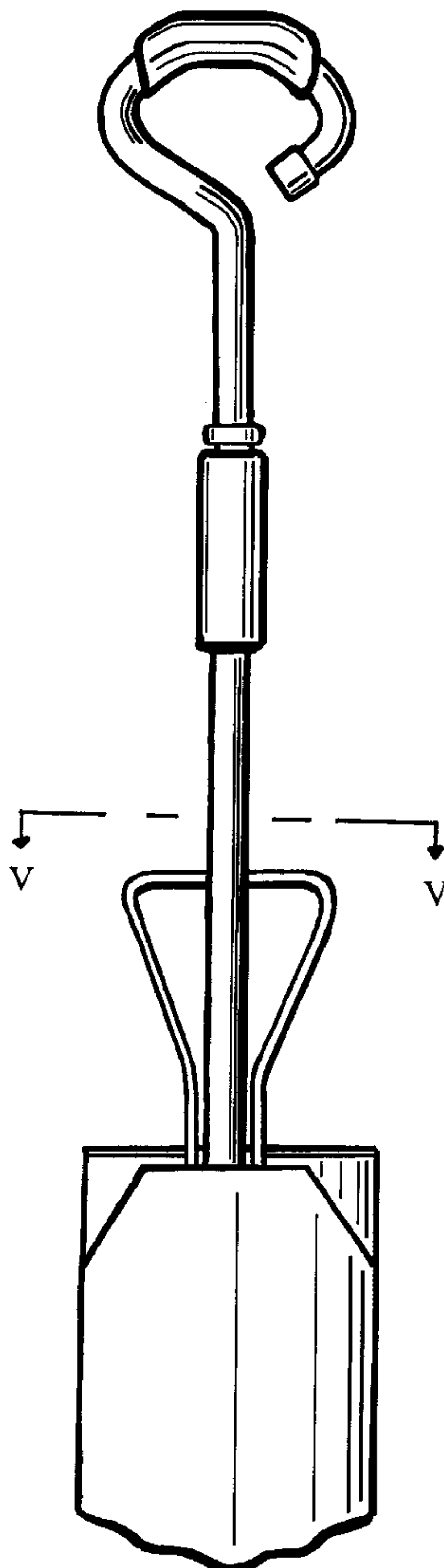
[51] **LOC (7) Cl.** ..... **08-01**  
[52] **U.S. Cl.** ..... **D8/10**  
[58] **Field of Search** ..... D8/1, 10, 11, 13;  
294/49, 50, 55.5, 51, 54.5

[56] **References Cited**

**U.S. PATENT DOCUMENTS**

64,442 5/1867 Nelson ..... 294/49

**1 Claim, 4 Drawing Sheets**



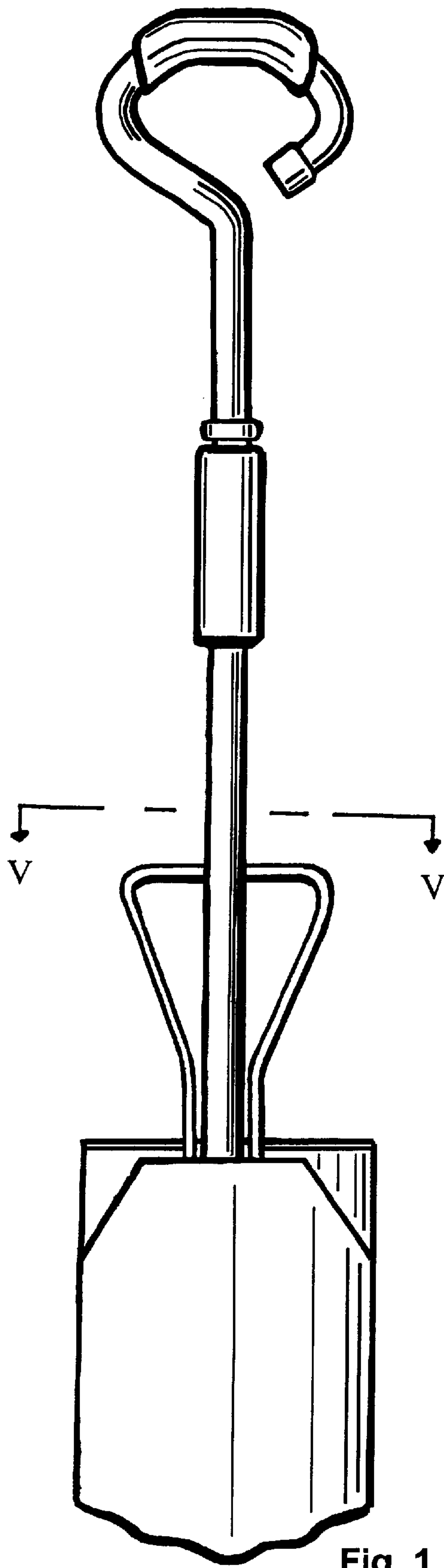


Fig. 1




Fig. 2

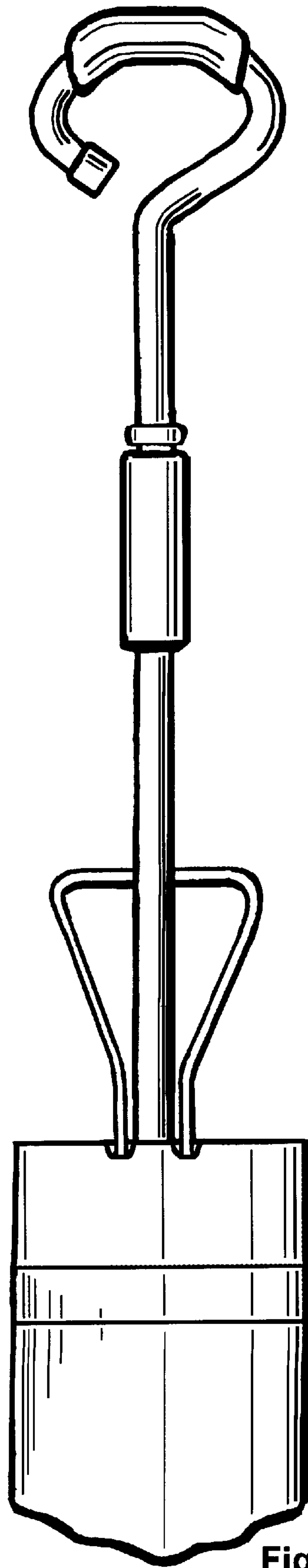


Fig. 3




Fig. 4




Fig. 5




Fig. 6