



US00D427860S

# United States Patent [19] Deville

[11] **Patent Number: Des. 427,860**  
[45] **Date of Patent: \*\* \*Jul. 11, 2000**

[54] **HAND SHEARS**

[75] Inventor: **Antoine Deville**, Le Vieil-Bauge,  
France

[73] Assignee: **Deville, S.A.**, Bauge, France

[\*] Notice: This patent is subject to a terminal disclaimer.

[\*\*] Term: **14 Years**

[21] Appl. No.: **29/096,187**

[22] Filed: **Nov. 6, 1998**

[30] **Foreign Application Priority Data**

May 6, 1998 [FR] France ..... 982774

[51] **LOC (7) Cl.** ..... **08-01**

[52] **U.S. Cl.** ..... **D8/5**

[58] **Field of Search** ..... D8/4, 5, 98; 30/287,  
30/262

[56] **References Cited**

**U.S. PATENT DOCUMENTS**

D. 266,478 10/1982 Blades ..... D8/5  
D. 269,491 6/1983 Pittaway ..... D8/5

D. 307,097 4/1990 Jasperson ..... D8/5  
D. 337,033 7/1993 DeVille ..... D8/5  
3,869,793 3/1975 Ferguson ..... 30/262  
4,114,268 9/1978 Hildebrandt et al. .... 30/262

**OTHER PUBLICATIONS**

True Friends catalog; items 110B, 126C, 127S Grape shears, 1986.

Ames catalog; item B 23-160 pruning shears; p. 35; May, 1986.

*Primary Examiner*—Robin V. Taylor  
*Attorney, Agent, or Firm*—Abelman, Frayne & Schwab

[57] **CLAIM**

The ornamental design for hand shears, as shown and described.

**DESCRIPTION**

FIG. 1 is a right-side view showing the new hand shears design;

FIG. 2 is a top plan view thereof;

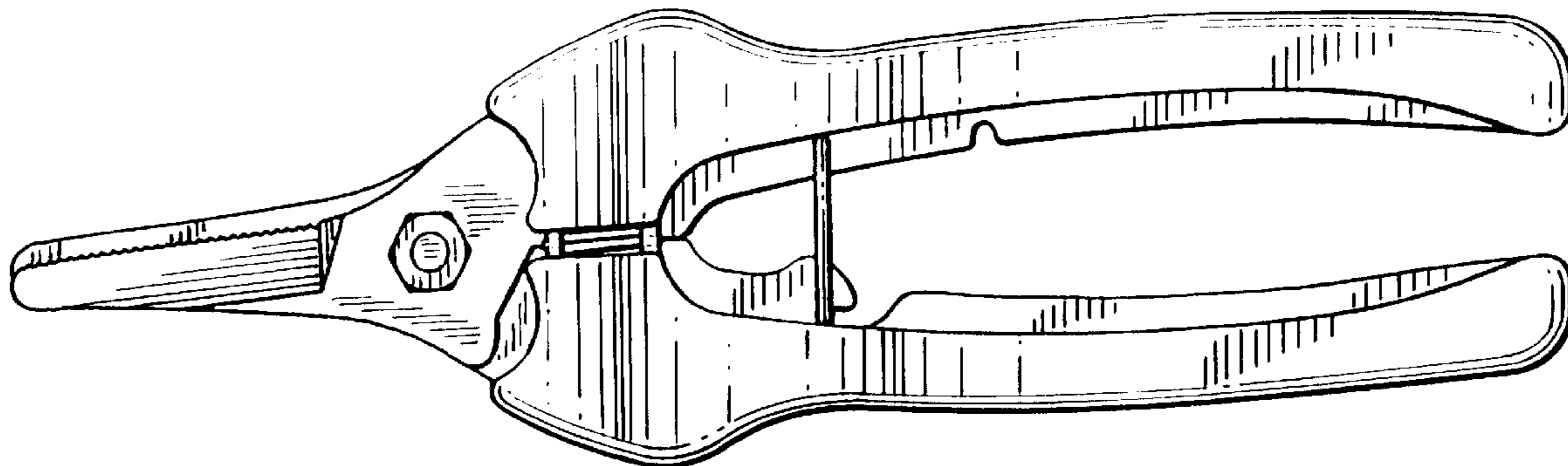
FIG. 3 is a front view thereof;

FIG. 4 is a rear view thereof;

FIG. 5 is a left side view thereof; and,

FIG. 6 is a bottom plan view thereof.

**1 Claim, 3 Drawing Sheets**



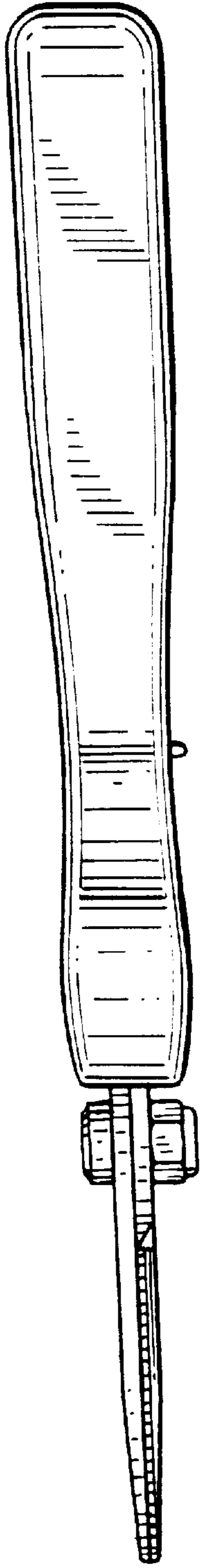


FIG. 2

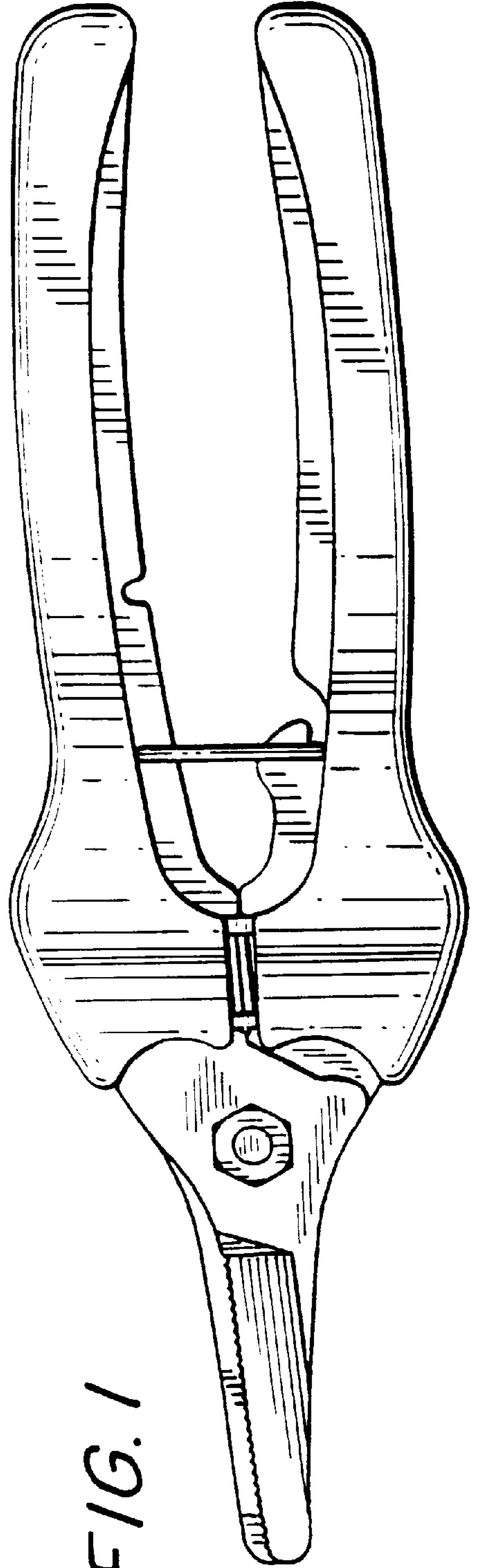


FIG. 1




FIG. 4




FIG. 3

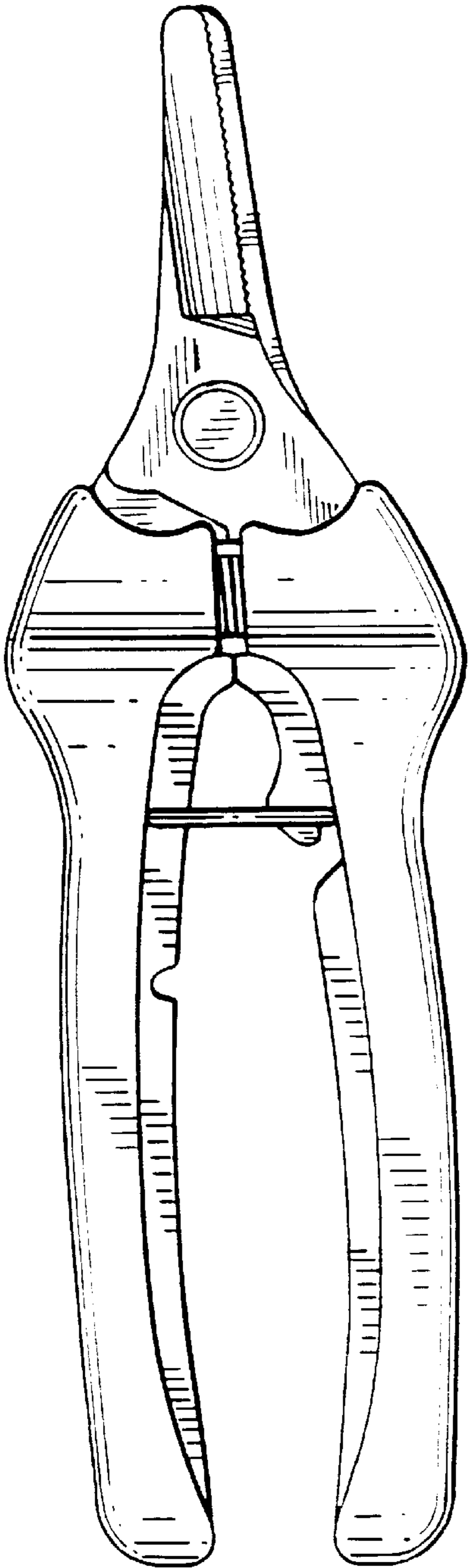


FIG. 5

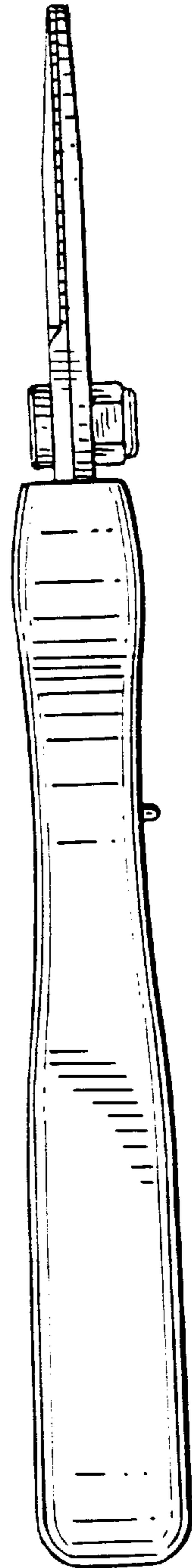


FIG. 6