



US00D427857S

United States Patent [19]

[11] Patent Number: **Des. 427,857**

Mulhauser et al.

[45] Date of Patent: **** Jul. 11, 2000**

[54] **DEVICE FOR DRYING FOOD**

[75] Inventors: **Paul J. Mulhauser**, New York, N.Y.;
B. Matthew Marzynski, Arlington,
Mass.

[73] Assignee: **General Housewares Corp.**, Terre
Haute, Ind.

[**] Term: **14 Years**

[21] Appl. No.: **29/110,342**

[22] Filed: **Sep. 7, 1999**

Related U.S. Application Data

[63] Continuation of application No. 08/980,000, Nov. 26, 1997.

[51] **LOC (7) Cl.** **07-04**

[52] **U.S. Cl.** **D7/665**

[58] **Field of Search** D7/665, 667, 668;
34/58; 210/360.1; 99/479, 495, 511-513;
241/166, 169

[56] References Cited

U.S. PATENT DOCUMENTS

D. 241,495 9/1976 Mantelet D7/665

D. 257,203 10/1980 Doyel D7/665
4,103,432 8/1978 Dieterich et al. 34/58
4,189,850 2/1980 Dieterich et al. 34/58
5,064,535 11/1991 Hsu 210/360.1
5,562,025 10/1996 Bull et al. 99/495

OTHER PUBLICATIONS

Chef's Catalog, p 22, salad spinner, item C, Nov. 26, 1996.

Primary Examiner—Terry A. Wallace
Attorney, Agent, or Firm—Emrich & Dithmar

[57] CLAIM

The ornamental design for the device for drying food, as shown and described.

DESCRIPTION

FIG. 1 is a side view, all of the side views thereof being substantially identical because the design is round;
FIG. 2 is a top plan view;
FIG. 3 is a bottom plan view; and,
FIG. 4 is a section taken all along line 4—4 of FIG. 1.

1 Claim, 4 Drawing Sheets

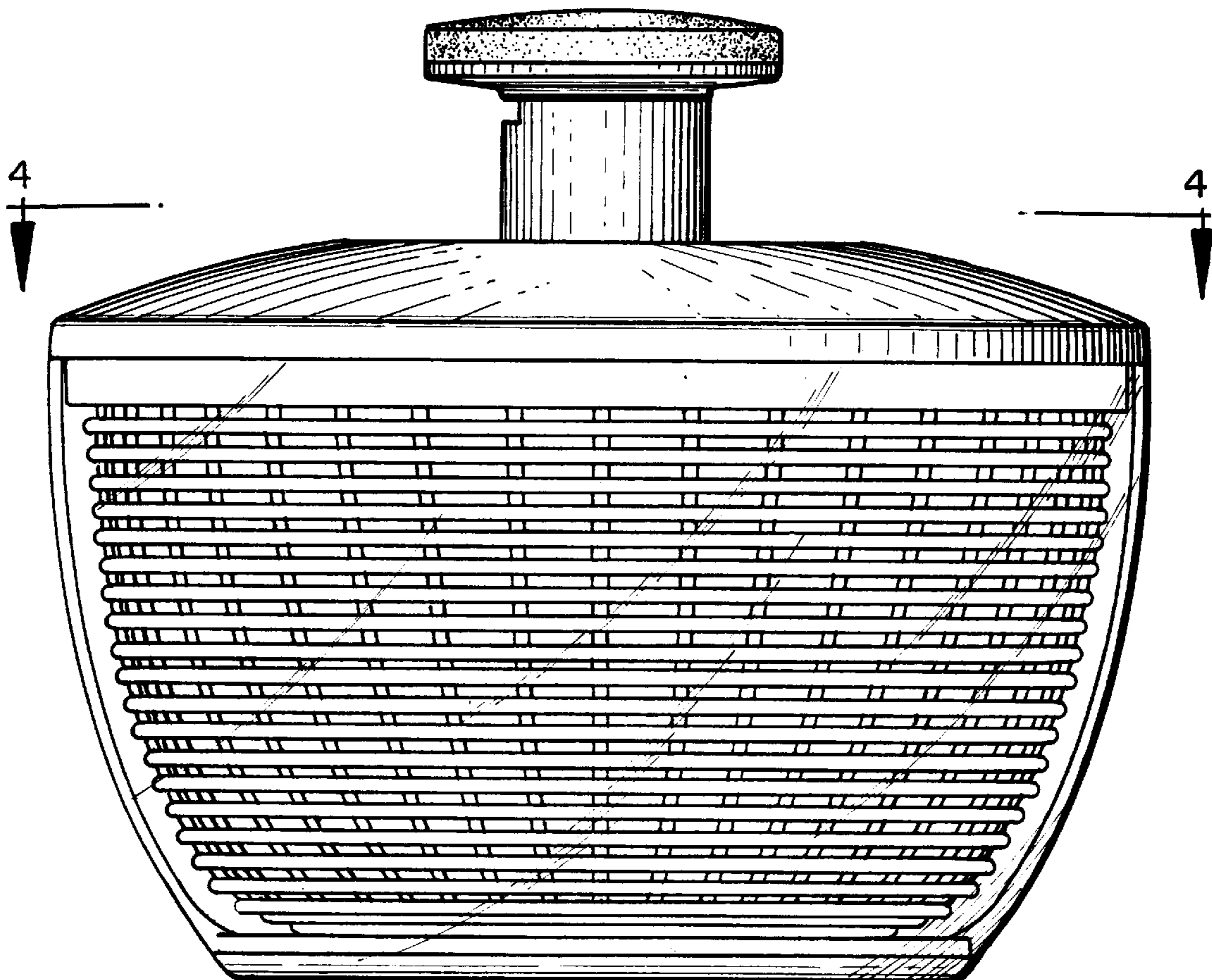


FIG. 1

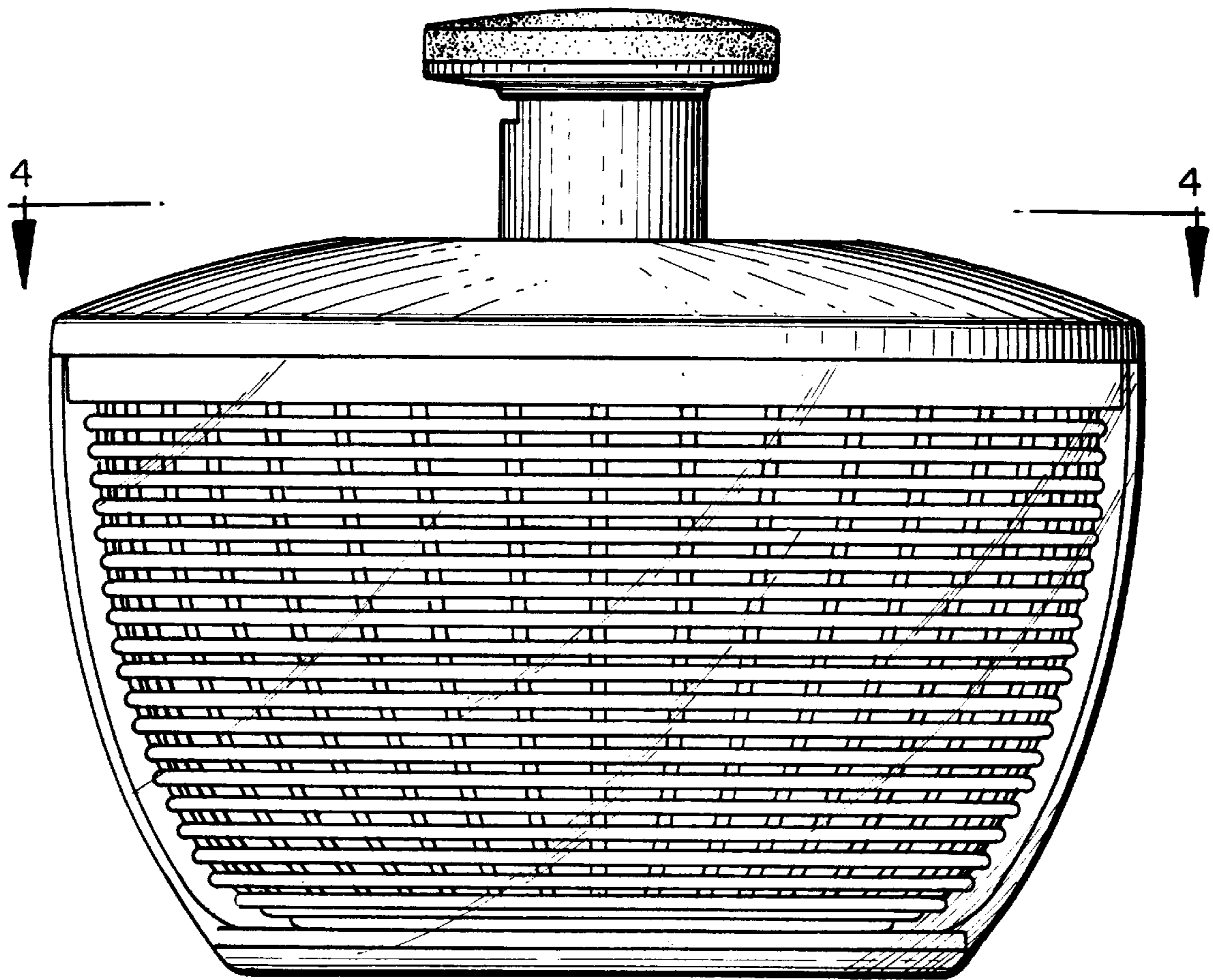


FIG. 2

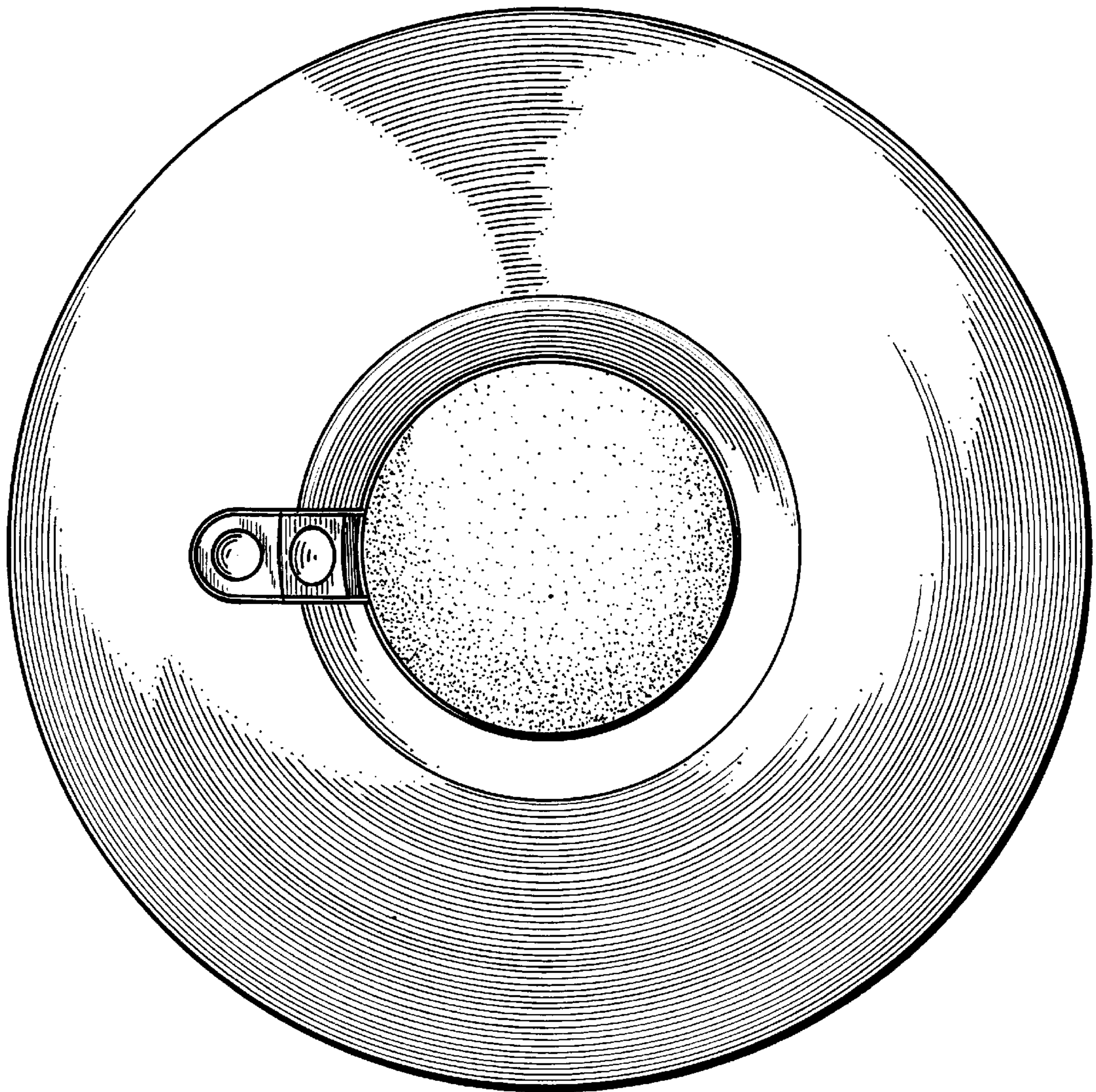


FIG. 3

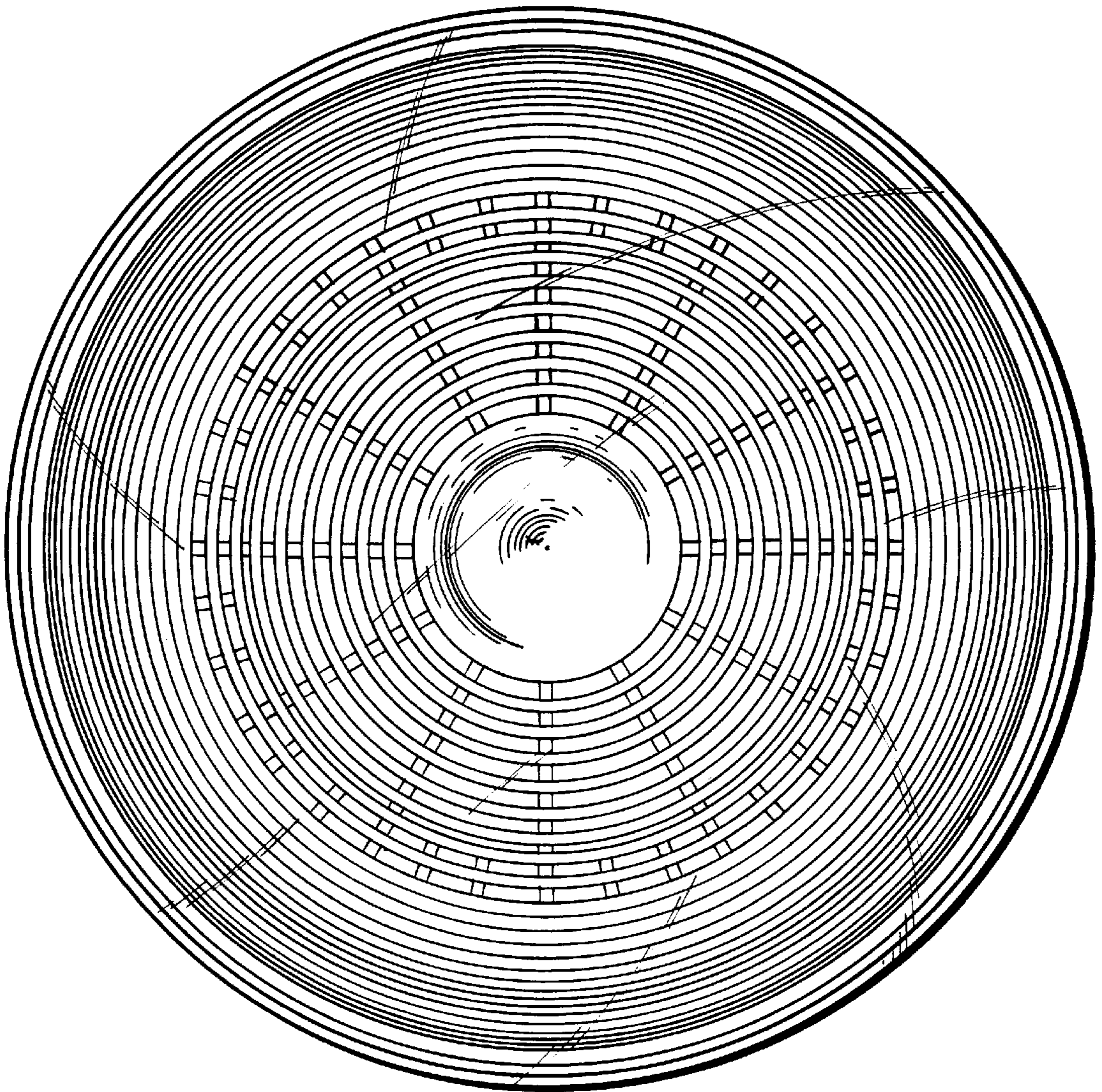


FIG.4

