



US00D427850S

**United States Patent** [19]  
**Gasparino et al.**

[11] **Patent Number: Des. 427,850**  
[45] **Date of Patent: \*\* Jul. 11, 2000**

[54] **KITCHEN UTENSIL HANDLE**

[75] Inventors: **Joseph E. Gasparino; Bruce E. Ancona**, both of New York, N.Y.

[73] Assignee: **B. Via International Housewares, Inc.**, Franklin Park, Ill.

[\*\*] Term: **14 Years**

[21] Appl. No.: **29/109,139**

[22] Filed: **Aug. 10, 1999**

[51] **LOC (7) Cl.** ..... **07-02**

[52] **U.S. Cl.** ..... **D7/401.2**

[58] **Field of Search** ..... D7/642, 653, 662-664, D7/401.2, 393-395, 669, 682, 688, 691; 16/110.1, 430, 431, DIG. 18, DIG. 19; 30/322, 324, 340; D8/107

[56] **References Cited**

**U.S. PATENT DOCUMENTS**

|            |         |               |       |          |
|------------|---------|---------------|-------|----------|
| D. 201,906 | 8/1965  | Benedetto     | ..... | D7/664   |
| D. 365,966 | 1/1996  | Ancona        | ..... | D7/401.2 |
| D. 374,156 | 10/1996 | Jagger        | ..... | D7/663   |
| D. 375,035 | 10/1996 | Mangol        | ..... | D8/107   |
| D. 382,171 | 8/1997  | Ancona et al. | ..... | D7/401.2 |

|            |         |                  |       |          |
|------------|---------|------------------|-------|----------|
| D. 383,034 | 9/1997  | Ancona et al.    | ..... | D7/393   |
| D. 384,242 | 9/1997  | Ancona et al.    | ..... | D7/393   |
| D. 401,473 | 11/1998 | Swinford et al.  | ..... | D7/395   |
| D. 407,600 | 4/1999  | LoGiudice        | ..... | D7/395   |
| D. 408,217 | 4/1999  | LoGiudice        | ..... | D7/401.2 |
| D. 409,880 | 5/1999  | Bergkvist et al. | ..... | D7/653   |

*Primary Examiner*—Caron D. Veynar  
*Attorney, Agent, or Firm*—Wolf, Greenfield & Sacks, P.C.

[57] **CLAIM**

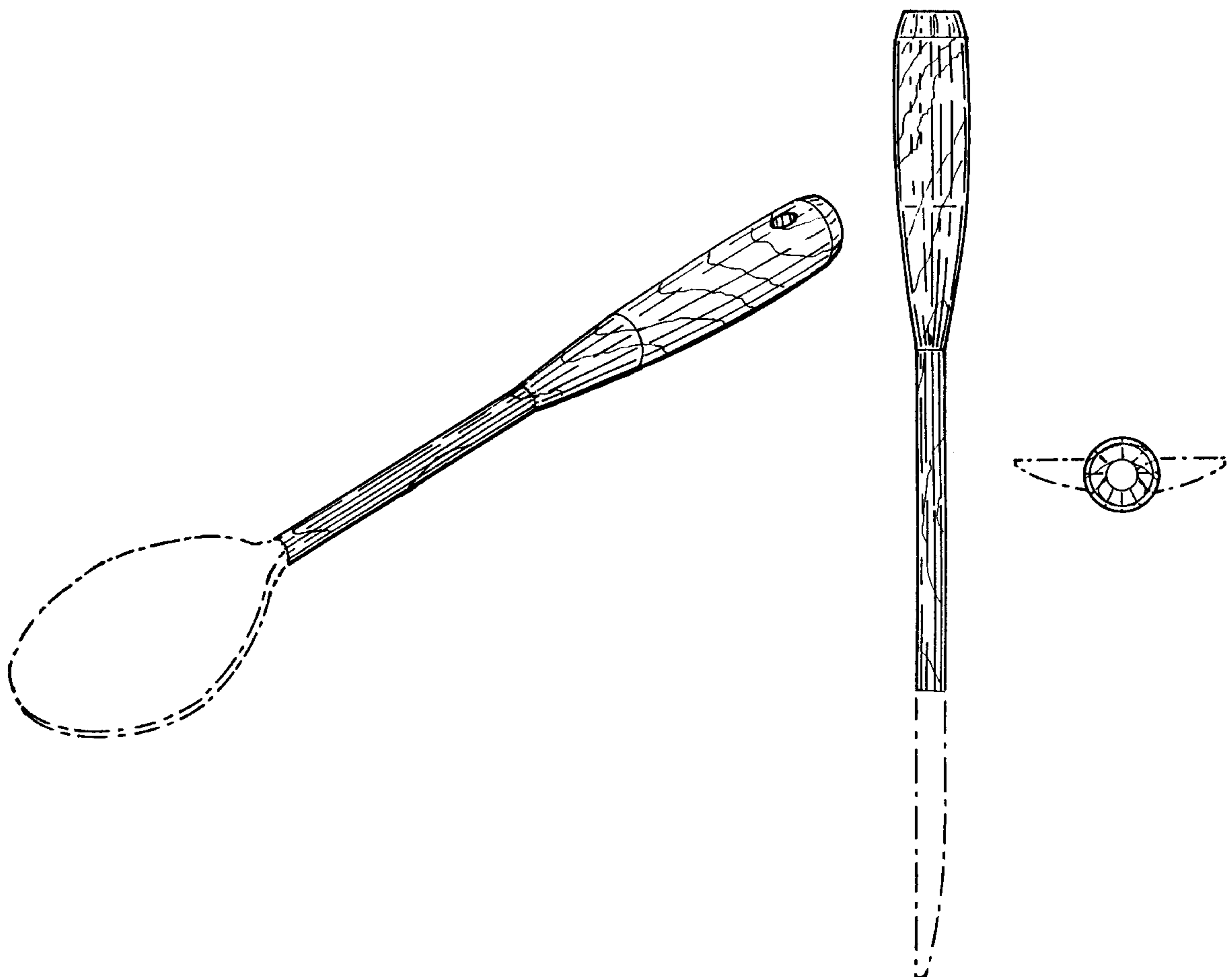
The ornamental design for a kitchen utensil handle, as shown and described.

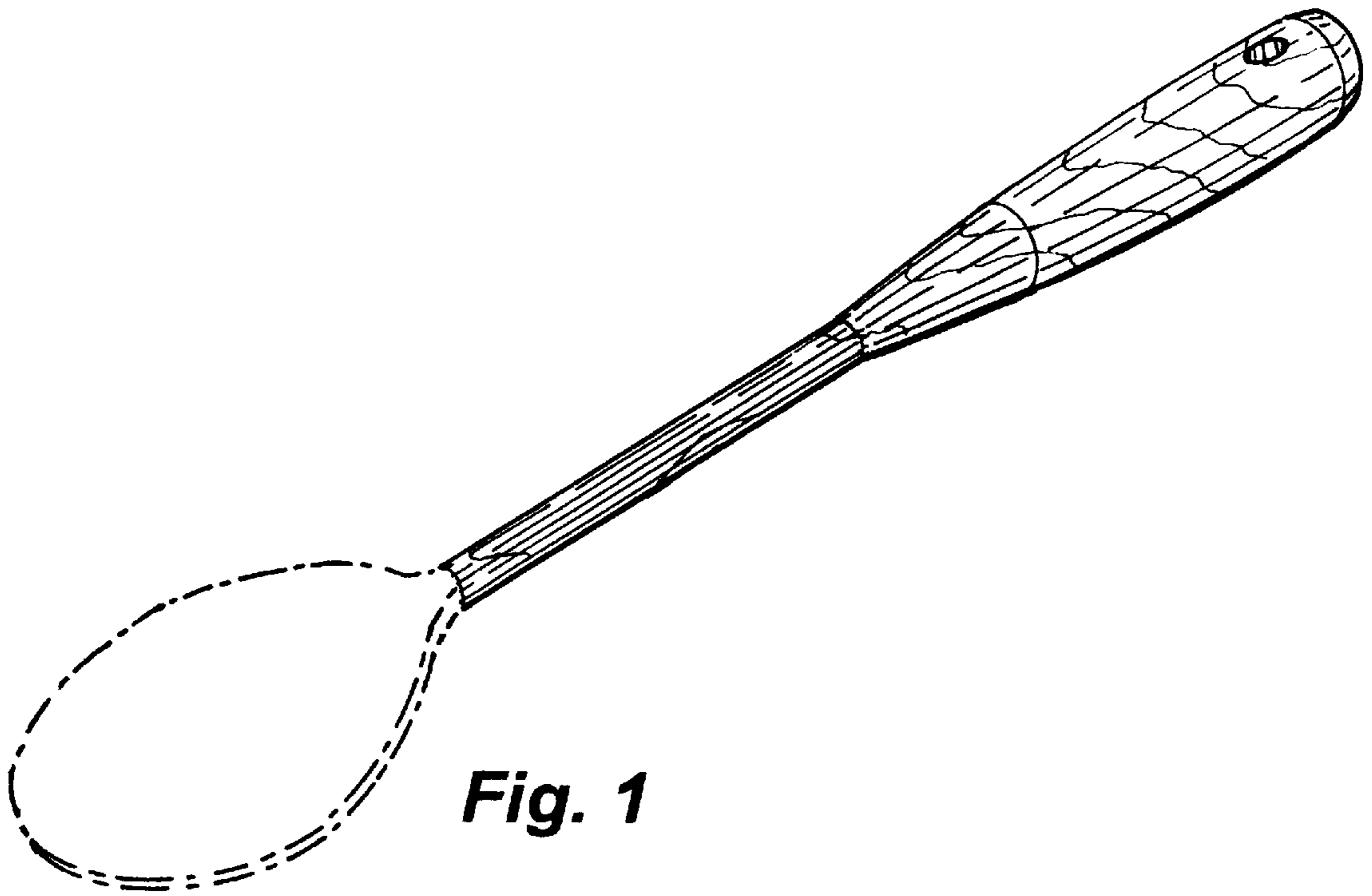
**DESCRIPTION**

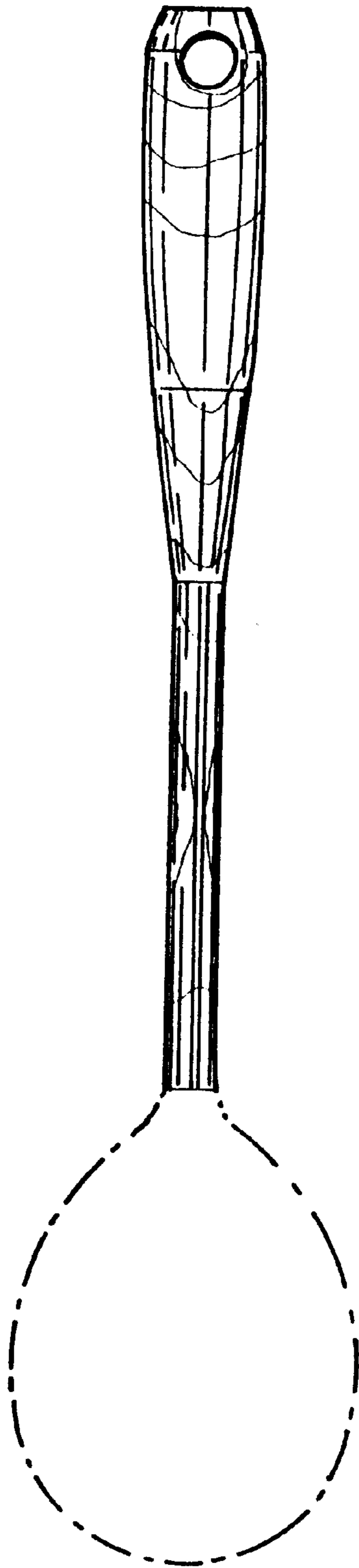
FIG. 1 is side, top perspective view of the kitchen utensil handle showing our new design; FIG. 2 is a top view thereof; FIG. 3 is a bottom view thereof; FIG. 4 is a right side view thereof; FIG. 5 is a left side view thereof; FIG. 6 is a front view thereof; and, FIG. 7 is a rear view thereof.

The broken line showing of a spoon portion in FIGS. 1-7 is for illustrative purposes only and forms no part of the claimed design.

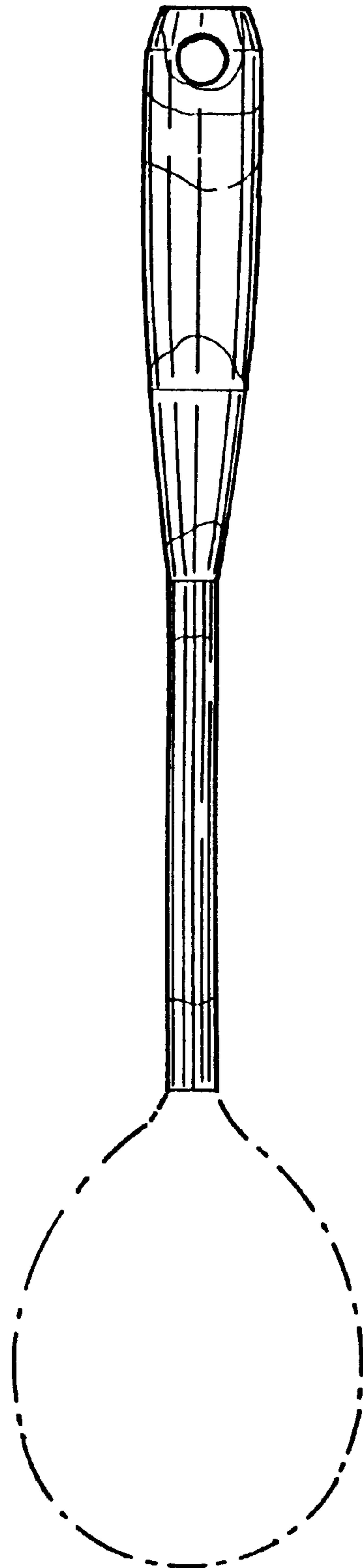
**1 Claim, 3 Drawing Sheets**







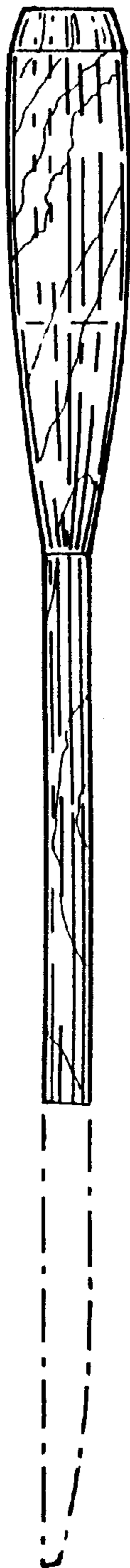
**Fig. 2**



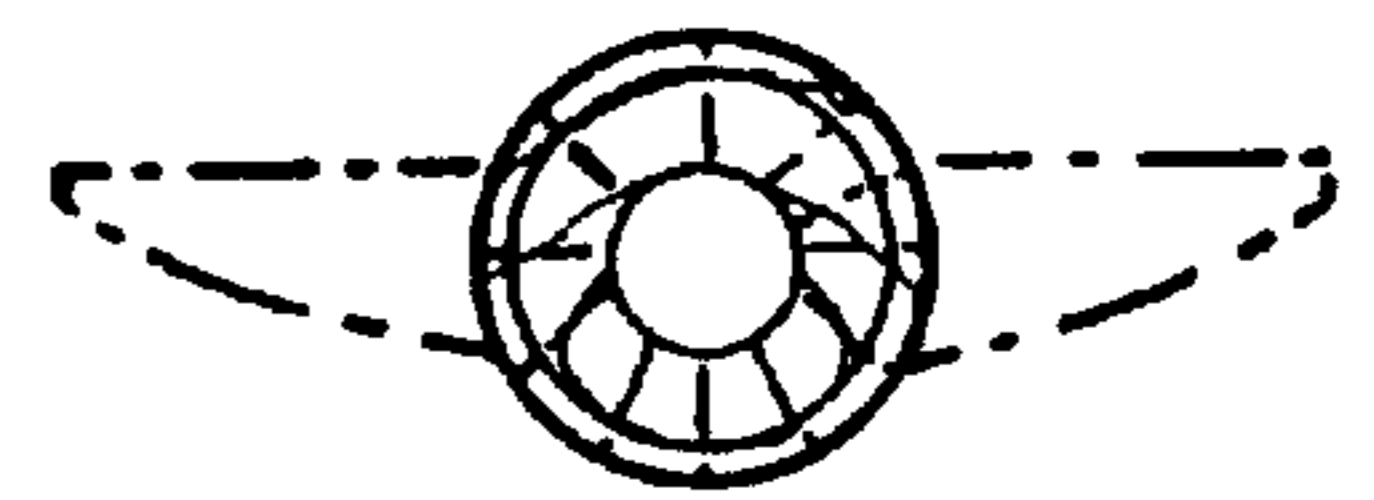
**Fig. 3**



**Fig. 4**



**Fig. 5**



**Fig. 6**



**Fig. 7**