



US00D427831S

United States Patent [19]
Corley

[11] **Patent Number: Des. 427,831**

[45] **Date of Patent: ** Jul. 11, 2000**

[54] **HANGING ORGANIZER**

D. 382,747 8/1997 Dickinson et al. D6/514
4,234,094 11/1980 Jorgensen 211/181.1 X

[76] Inventor: **Gail A Corley**, 205 Brookside Ave.,
Mount Vernon, N.Y. 10553

Primary Examiner—Brian N. Vinson

[**] Term: **14 Years**

[57] **CLAIM**

The ornamental design for a hanging organizer, as shown.

[21] Appl. No.: **29/107,018**

DESCRIPTION

[22] Filed: **Jun. 24, 1999**

[51] **LOC (7) Cl.** **06-04**

[52] **U.S. Cl.** **D6/566**

[58] **Field of Search** D6/552, 553, 567,
D6/570, 569, 566, 512-514; 206/278, 288,
298; 211/13.1, 32, 35, 86, 87, 181.1; 312/245

FIG. 1 is a front elevational view of the hanging organizer of the present invention, the rear elevational view being substantially a mirror image thereof;

FIG. 2 is a top plan view of the hanging organizer of FIG. 1, the bottom plan view being an mirror image thereof;

FIG. 3 is a left side elevational view of the hanging organizer of FIG. 1, the right side elevational view being a mirror image thereof; and,

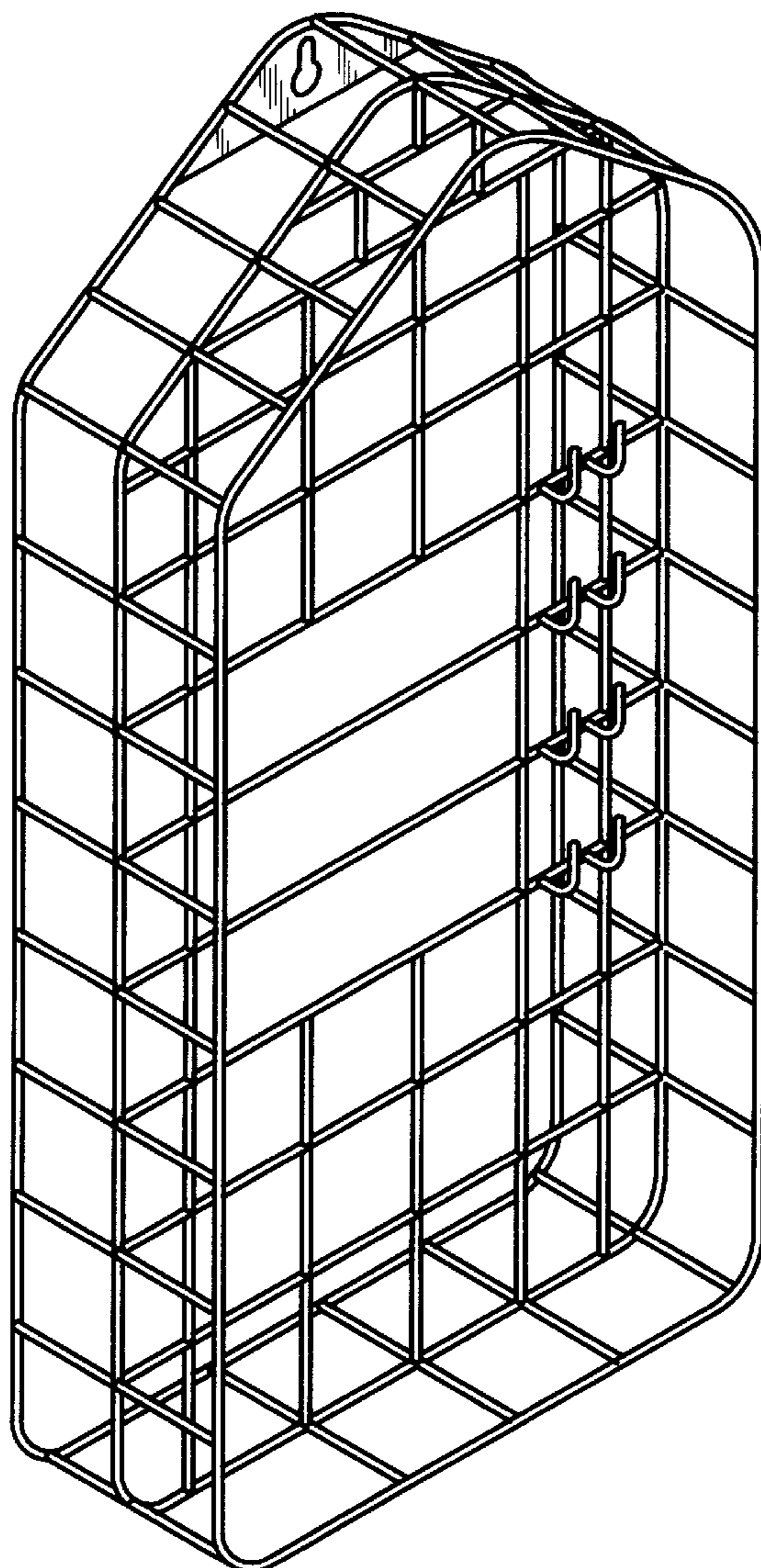
FIG. 4 is a top plan view of the hanging organizer of FIG. 1.

[56] **References Cited**

U.S. PATENT DOCUMENTS

D. 182,714 5/1958 Dowdall D6/566
D. 355,085 2/1995 Wilhite et al. D6/514

1 Claim, 2 Drawing Sheets






FIG. 3

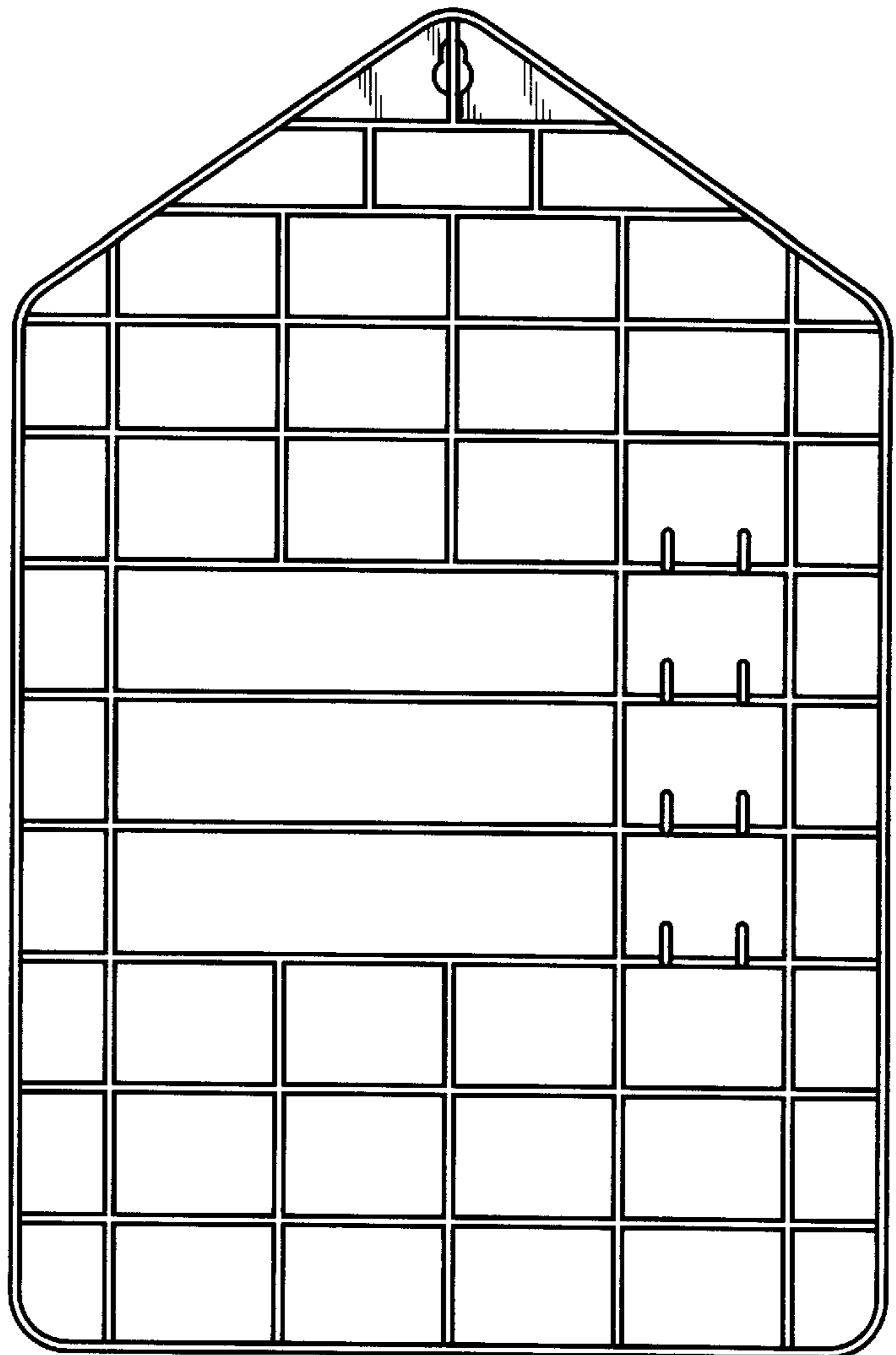


FIG. 1




FIG. 2

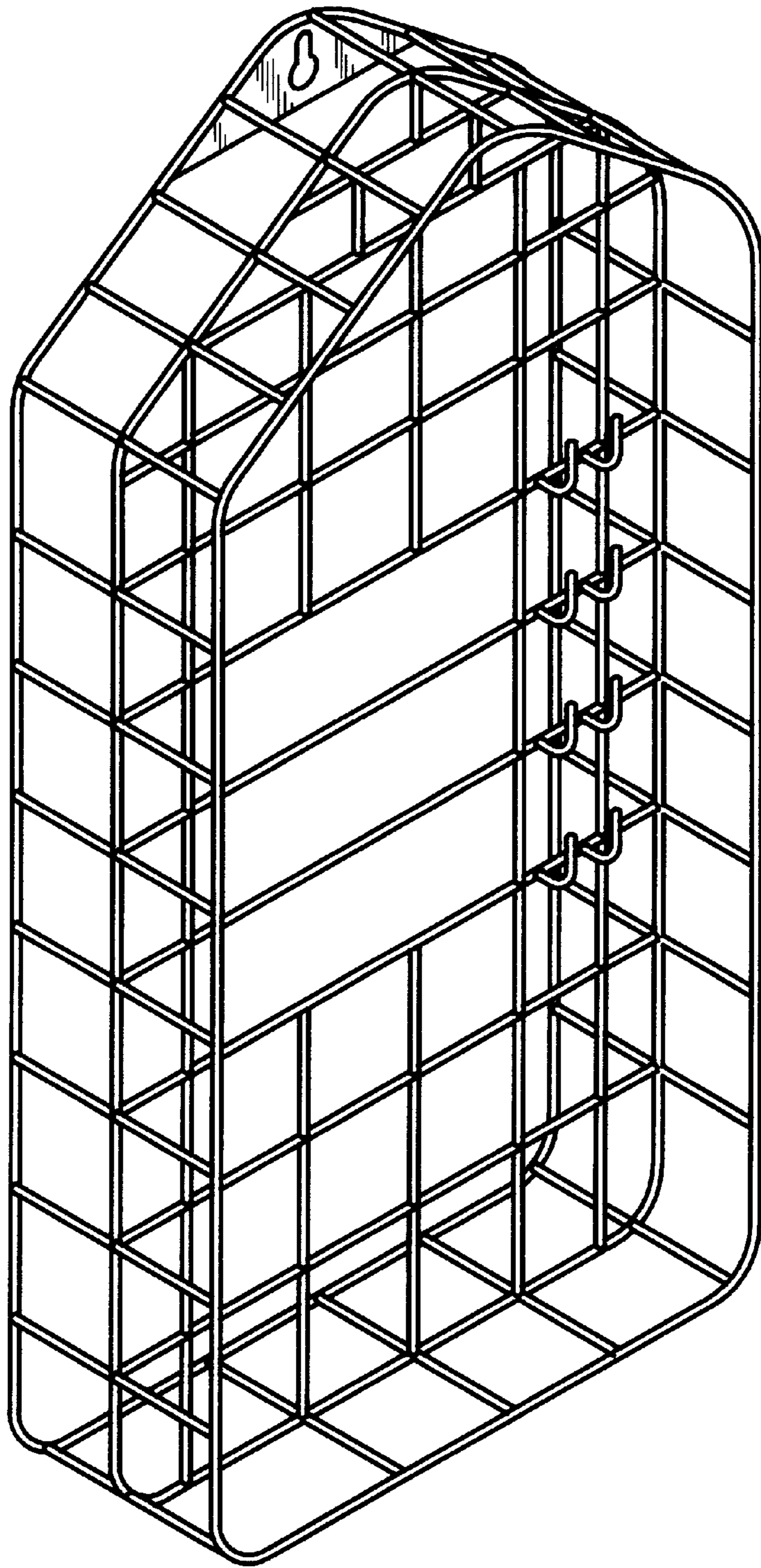


FIG. 4