



US00D427817S

United States Patent [19] Dierickx

[11] **Patent Number: Des. 427,817**
[45] **Date of Patent: ** Jul. 11, 2000**

[54] **INFANT CARRYING DEVICE HANDLE**
[75] Inventor: **James J. Dierickx**, Iowa City, Iowa
[73] Assignee: **Stroll-N-Go Child Products, Inc.**,
Oxford, Iowa
[**] Term: **14 Years**
[21] Appl. No.: **29/105,824**
[22] Filed: **Jun. 3, 1999**
[51] **LOC (7) Cl. 06-06**
[52] **U.S. Cl. D6/500; D6/333**
[58] **Field of Search D6/333, 334, 335,**
D6/336, 344, 347, 348, 362, 379, 390,
391, 491, 500-502; D12/128, 129, 133;
297/183.1, 183.3, 183.4, 183.6

5,324,094 6/1994 Kain 297/183.1
5,409,292 4/1995 Kain et al. 297/183.1
5,516,190 5/1996 Kain et al. 297/183.6
5,544,935 8/1996 Cone, II et al. 297/183.4
5,658,044 8/1997 Krevh 297/183.6

Primary Examiner—Doris V. Coles
Assistant Examiner—Mimosa De
Attorney, Agent, or Firm—Shook, Hardy & Bacon LLP

[57] CLAIM

The ornamental design for an infant carrying device handle, as shown and described.

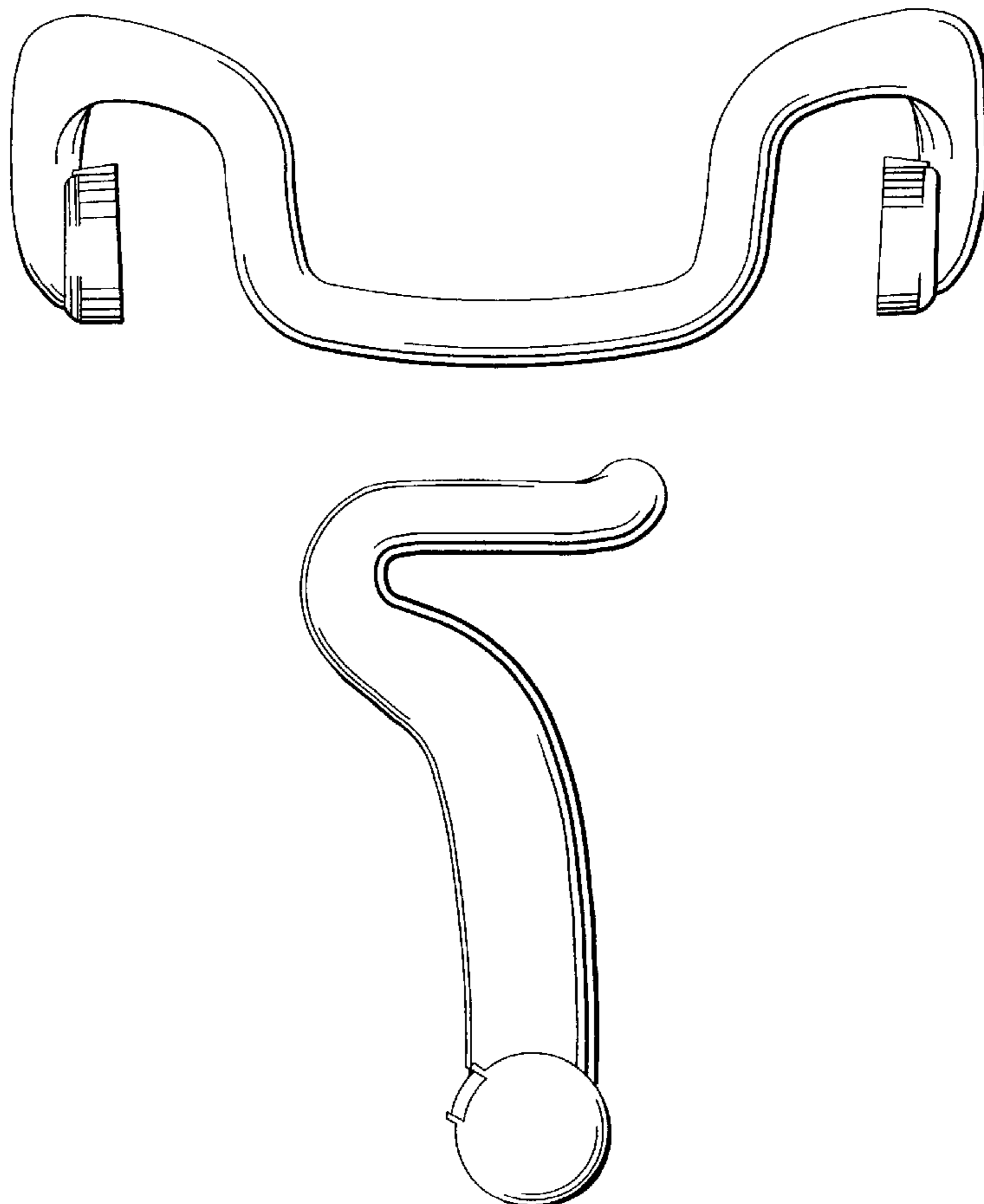
DESCRIPTION

FIG. 1 is a front elevation view of an infant carrying device handle according to the present invention; FIG. 2 is a rear elevation view of the handle of FIG. 1; FIG. 3 is a bottom plan view of the handle of FIG.1; FIG. 4 is a top plan view of the handle of FIG. 1; and, FIG. 5 is a right side elevation view of the handle of FIG. 1, it being understood that the left side view is a mirror image thereof.

The broken line showing an oval hole in FIG. 1 of the drawing is for illustrative purposes only and forms no part of the claimed design.

[56] **References Cited**
U.S. PATENT DOCUMENTS
D. 353,288 12/1994 Kain D6/502
D. 369,707 5/1996 Kain D6/502
D. 374,558 10/1996 Kain D6/333
D. 375,473 11/1996 Huang D12/129
D. 402,124 12/1998 Haut et al. D6/333
D. 402,235 12/1998 Haut D12/129
D. 418,700 1/2000 Julien D6/500

1 Claim, 2 Drawing Sheets



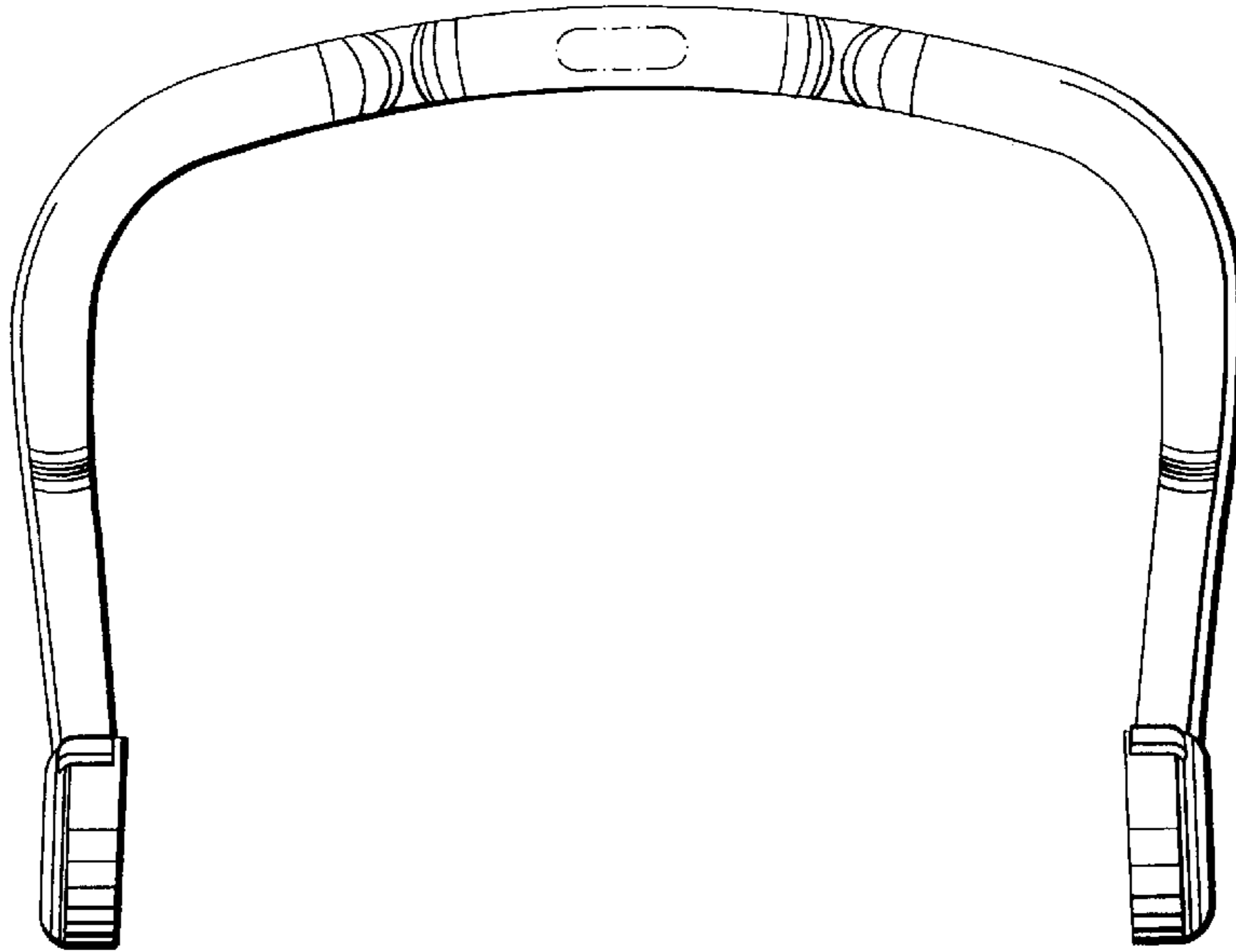


Fig. 1.

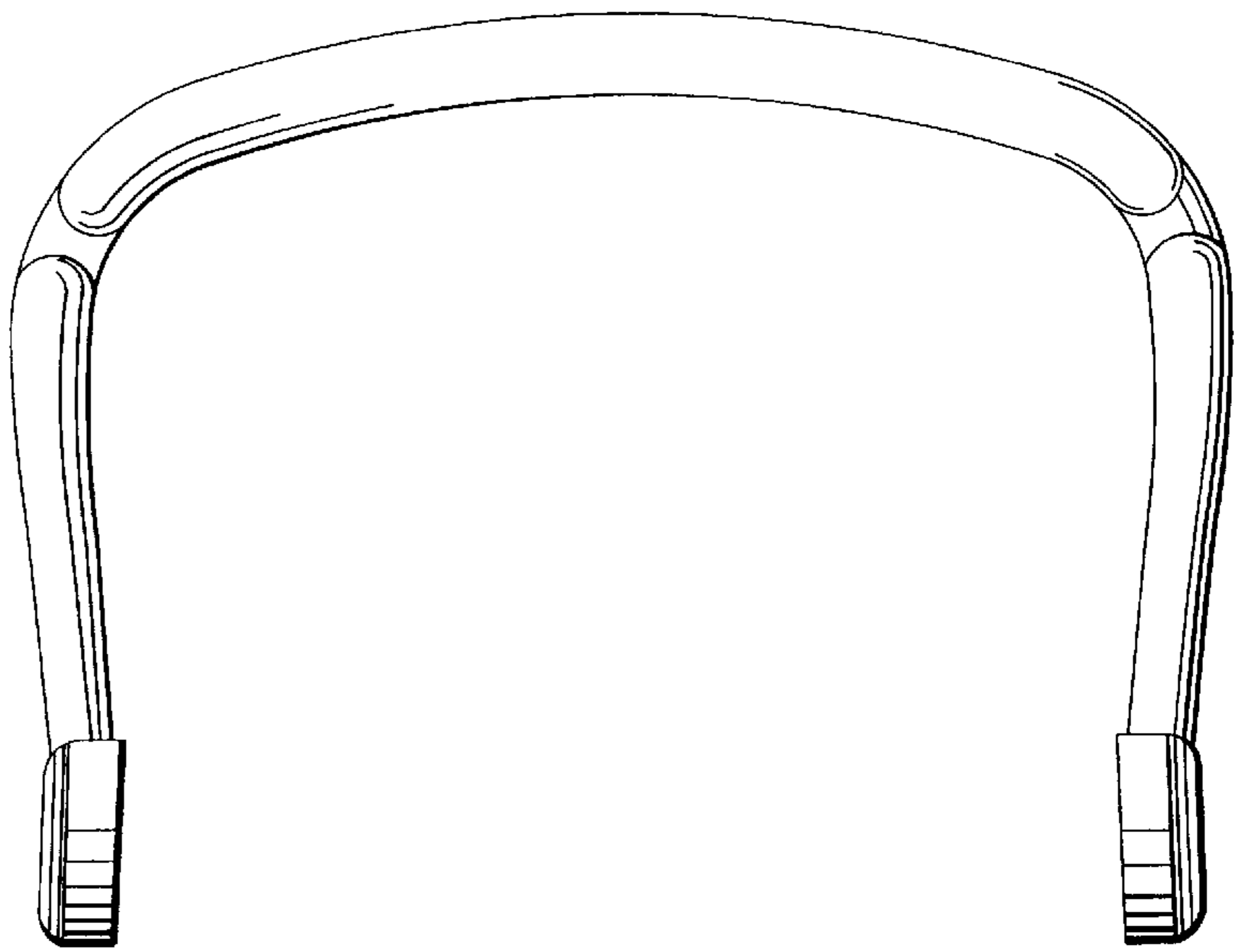


Fig. 2.




Fig. 3.




Fig. 4.

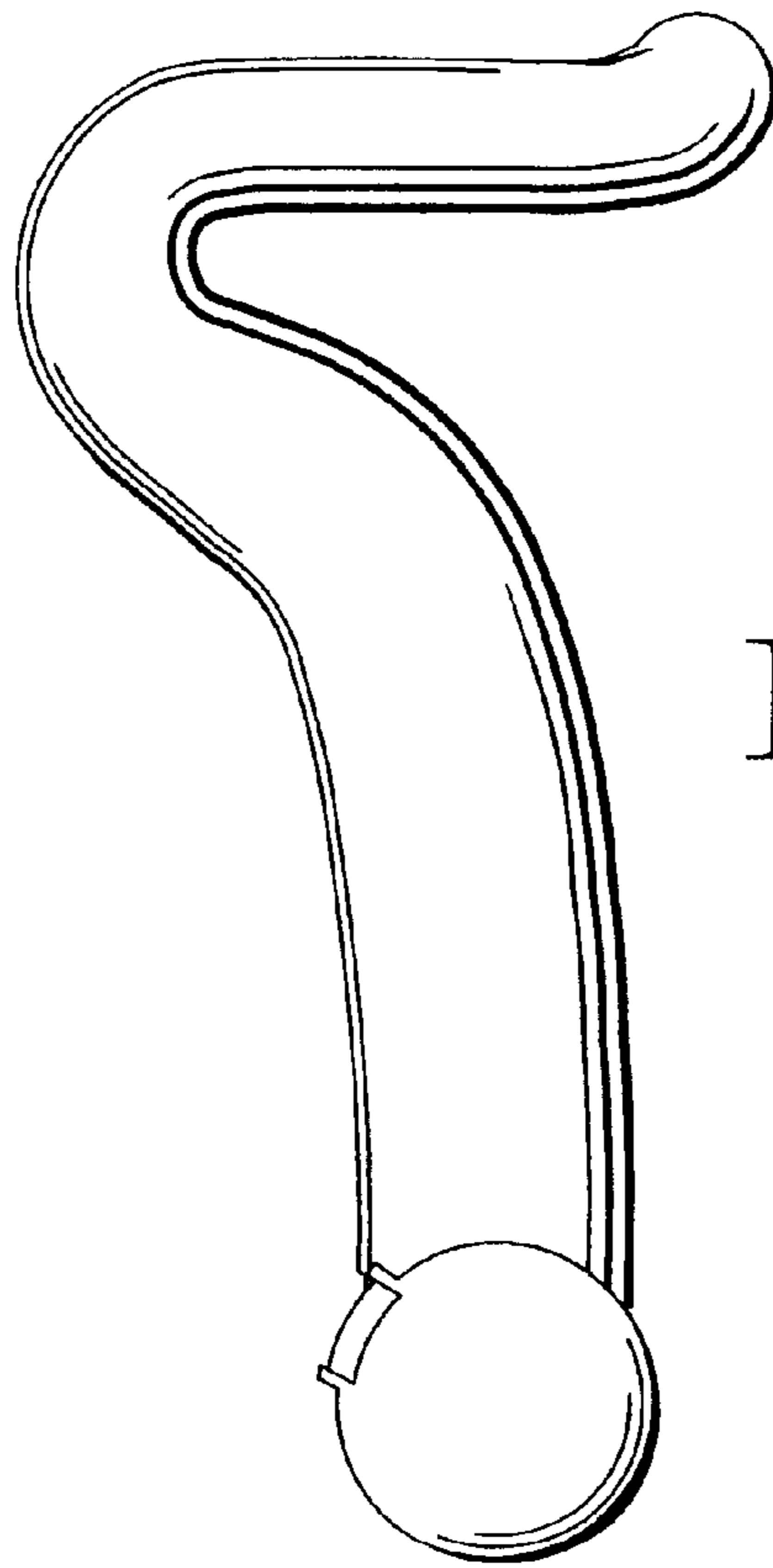


Fig. 5.