



US00D427811S

# United States Patent [19] Ismail

[11] Patent Number: **Des. 427,811**

[45] Date of Patent: **\*\* \*Jul. 11, 2000**

[54] **RECTANGULAR TABLE WITH TRIANGULAR SURFACE PATTERN**

D. 401,787 12/1998 Zarker, Jr. et al. .... D6/480  
5,461,989 10/1995 Grandclement et al. .... 108/153

[75] Inventor: **Mostafa Ismail**, Baldwinsville, N.Y.

[73] Assignee: **Fiskars Inc.**, Baldwinsville, N.Y.

[\*] Notice: This patent is subject to a terminal disclaimer.

[\*\*] Term: **14 Years**

[21] Appl. No.: **29/090,331**

[22] Filed: **Jul. 6, 1998**

[51] **LOC (7) Cl.** ..... **06-03**

[52] **U.S. Cl.** ..... **D6/480**

[58] **Field of Search** ..... D6/480-489, 495-499, D6/511; 108/50.12, 150, 153.1, 155, 156, 157.1, 158.11, 161; 248/188, 188.1, 188.8

### [56] References Cited

#### U.S. PATENT DOCUMENTS

D. 326,575	6/1992	Grosfillex	.....	D6/484
D. 327,999	7/1992	Grosfillex	.....	D6/484
D. 353,286	12/1994	Hand	.....	D6/480
D. 357,144	4/1995	Hand	.....	D6/480
D. 359,639	6/1995	Noll	.....	D6/487
D. 369,702	5/1996	VanSkiver et al.	.....	D6/480
D. 371,473	7/1996	Grosfillex	.....	D6/480
D. 373,694	9/1996	Grosfillex	.....	D6/480
D. 376,281	12/1996	Robertson	.....	D6/484

### OTHER PUBLICATIONS

Grosfillex, back cover, Sun oval table.

*Primary Examiner*—Janice E. Seeger  
*Attorney, Agent, or Firm*—Foley & Lardner


### [57] CLAIM

The ornamental design for a rectangular table with a triangular surface pattern, as shown and described.

### DESCRIPTION

FIG. 1 is a perspective view of a rectangular table with triangular surface pattern, showing my new design. FIG. 2 is a side elevational view along one side thereof; FIG. 3 is a side elevational view along the other side thereof; FIG. 4 is a top plan view thereof; FIG. 5 is a bottom plan view thereof; FIG. 6 is a bottom plan view thereof with the legs in stored position; FIG. 7 is an enlarged perspective view of a second embodiment of my new rectangular table with a triangular surface pattern; FIG. 8 is an enlarged top plan view of the embodiment of the rectangular table with triangular surface pattern of FIG. 7; and, FIG. 9 is a side sectional view along the lines 8—8 of FIG. 8.

**1 Claim, 7 Drawing Sheets**



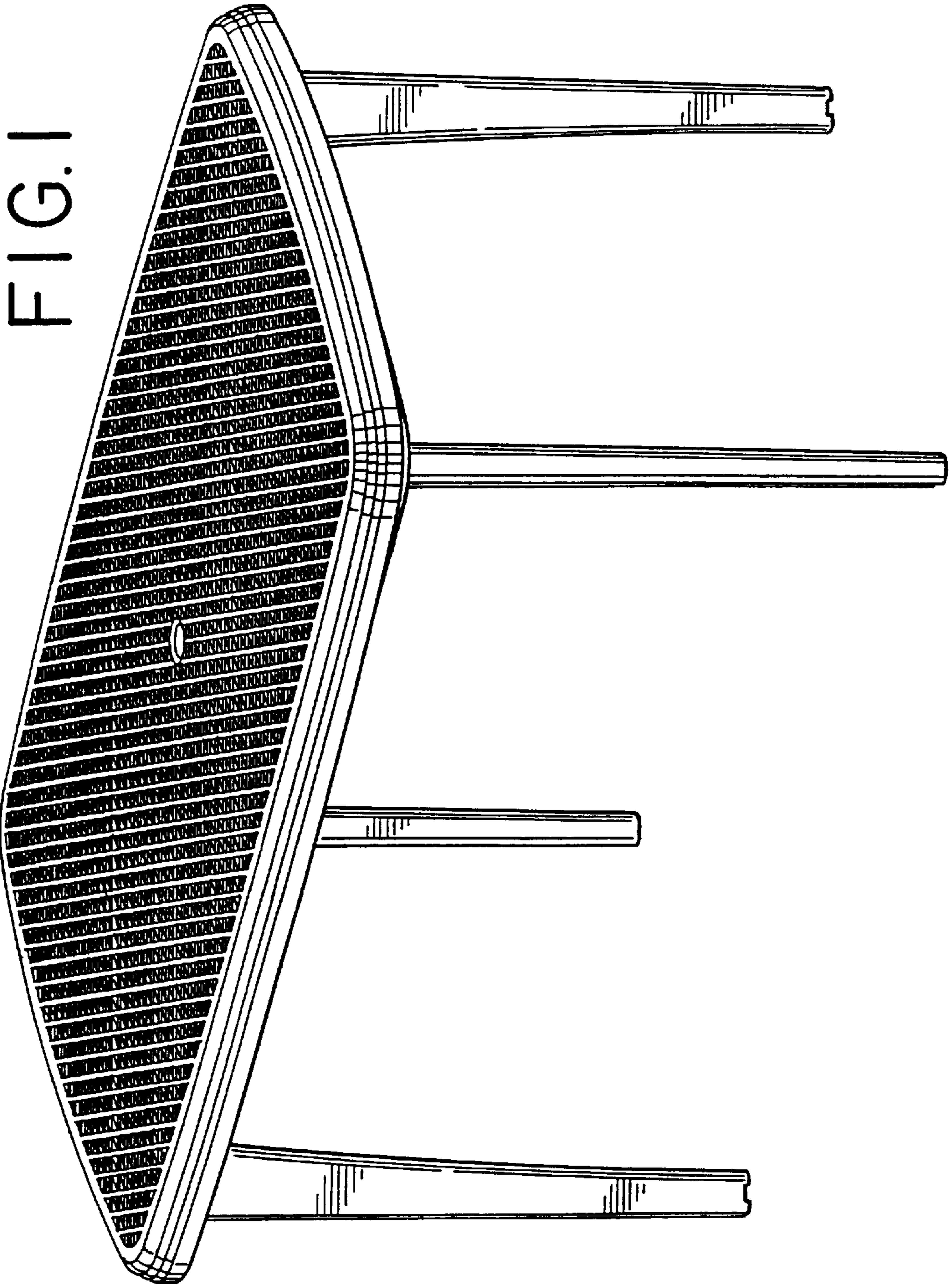


FIG. 1

FIG. 2




FIG. 3

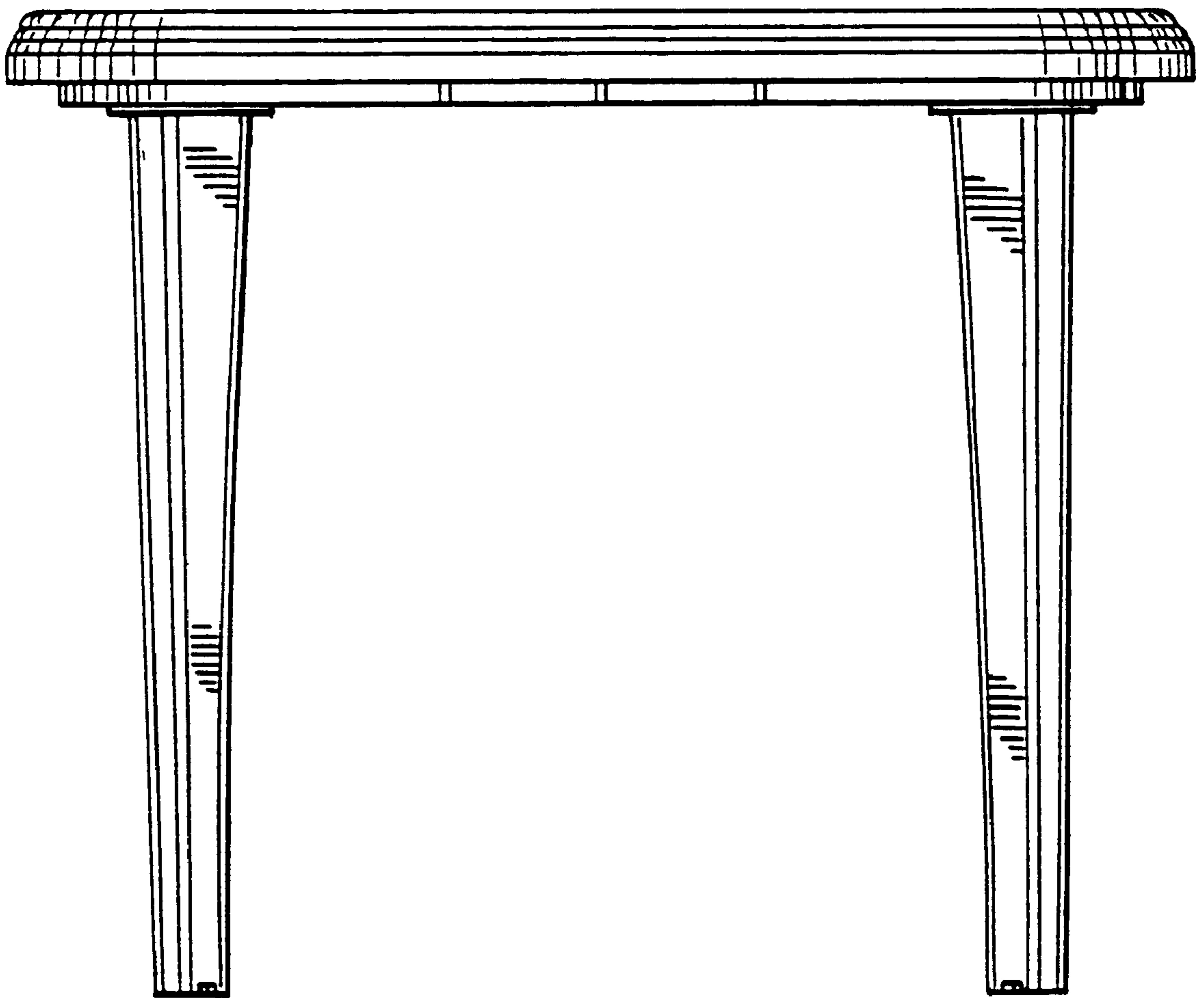



FIG.4



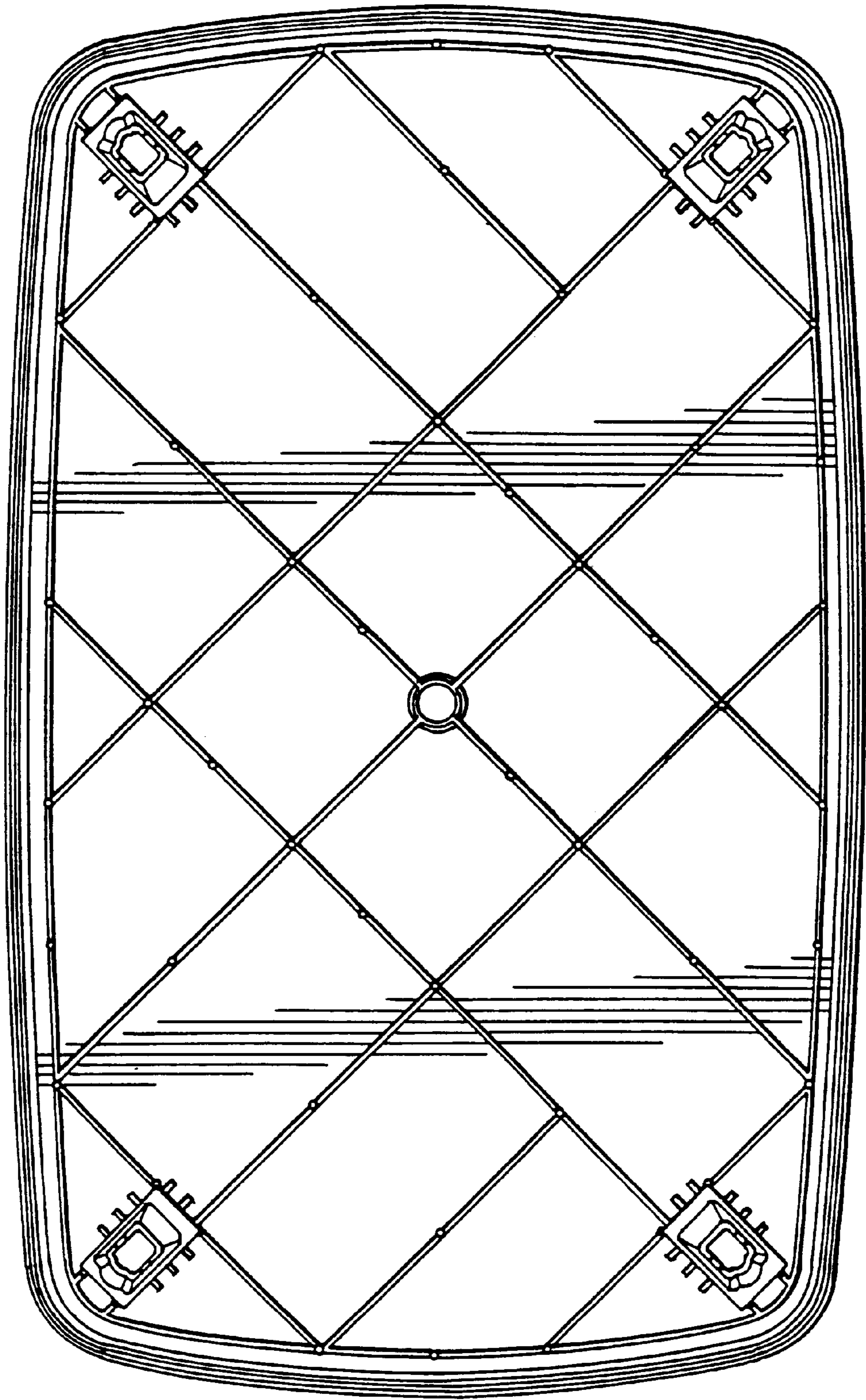


FIG. 5

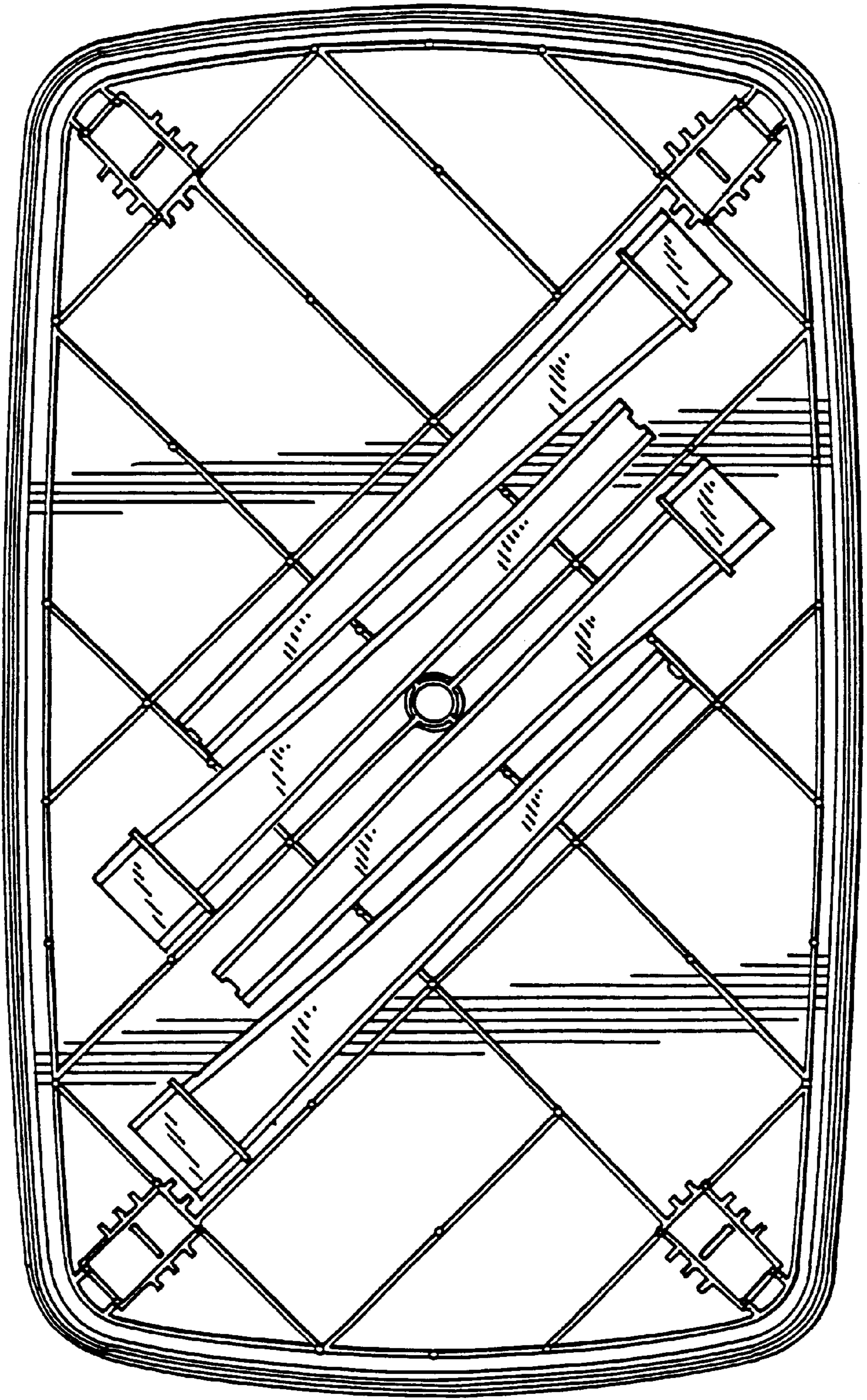


FIG. 6

FIG. 7

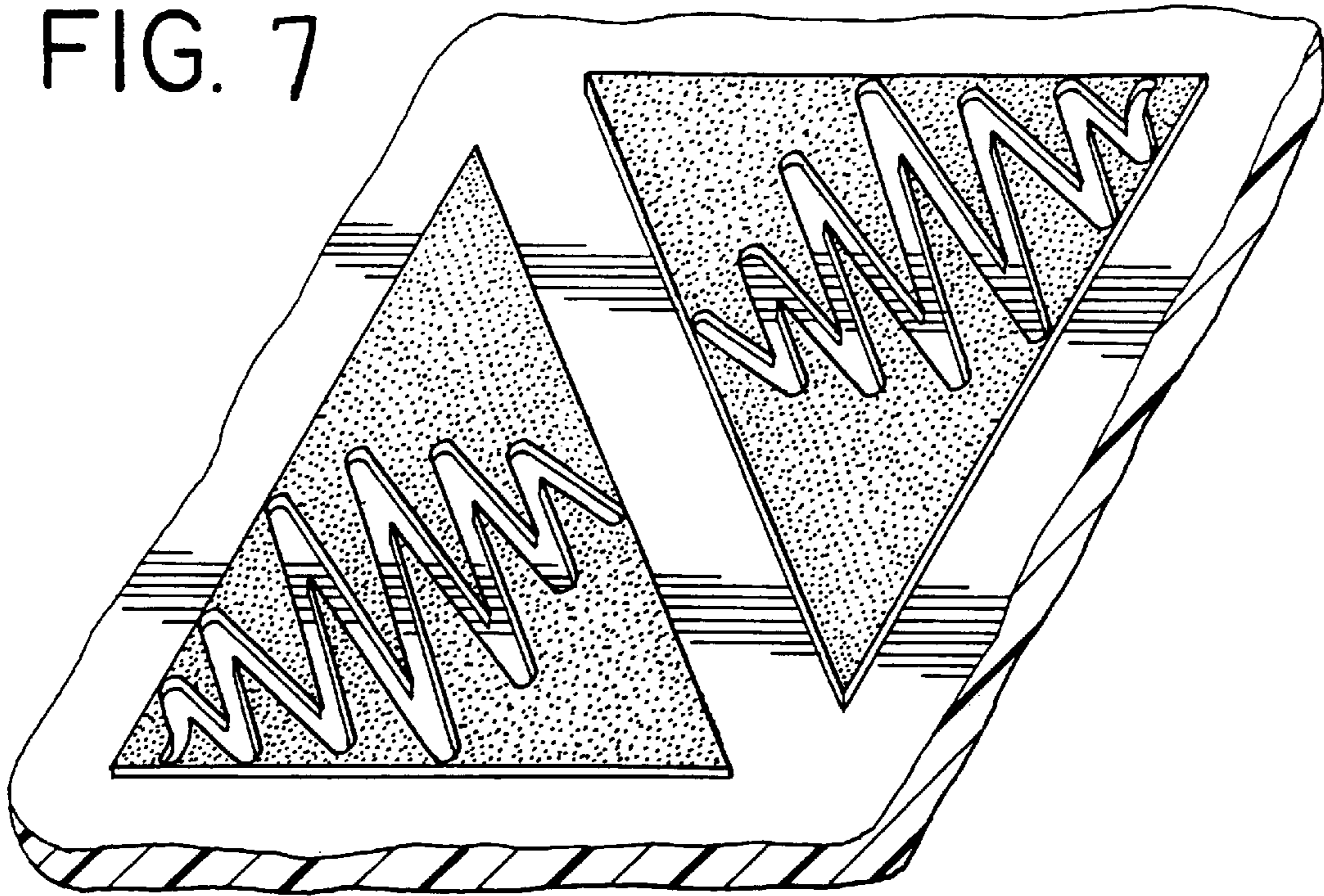


FIG. 8

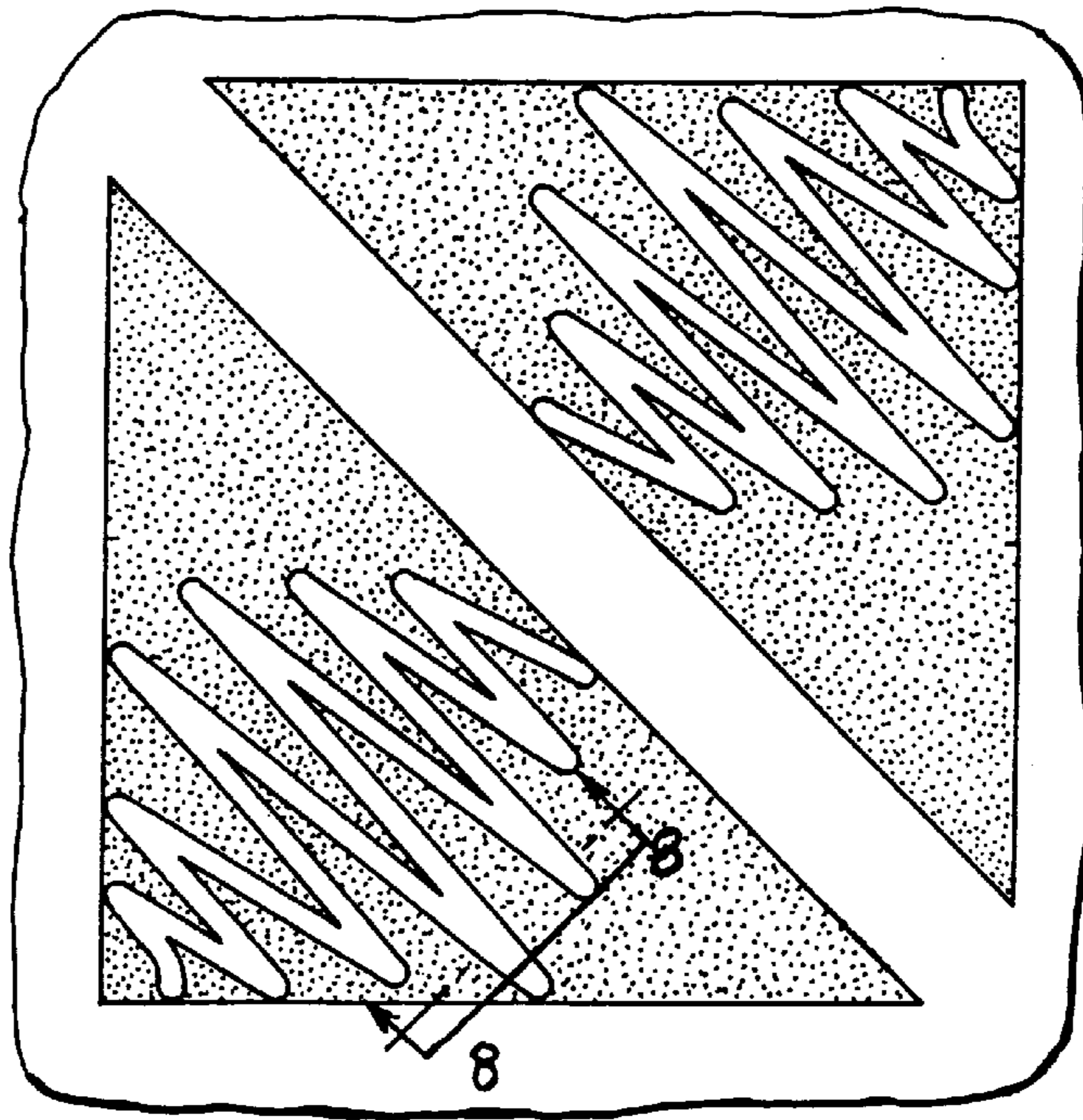


FIG. 9

