



US00D427804S

United States Patent [19] Olson

[11] Patent Number: **Des. 427,804**

[45] Date of Patent: **** Jul. 11, 2000**

[54] **DESK UNIT**

[75] Inventor: **Jefferey C. Olson**, Dallas, Pa.

[73] Assignee: **Metro Industries Inc.**, Reno, Nev.

[**] Term: **14 Years**

[21] Appl. No.: **29/104,641**

[22] Filed: **May 10, 1999**

[51] **LOC (7) Cl.** **06-04**

[52] **U.S. Cl.** **D6/426; D6/422; D6/480**

[58] **Field of Search** D6/480-489, 422-428,
D6/495, 491, 511, 477; 108/50.01, 50.02,
193, 91, 153.1, 155, 156, 161, 158.11;
312/194-196, 208.1; 248/188, 188.1, 188.8;
D34/21

[56] **References Cited**

U.S. PATENT DOCUMENTS

- D. 121,622 7/1940 Bojessen D6/420
- D. 133,524 8/1942 Bargaen D6/421

- D. 215,773 10/1969 Maslow D6/484
- D. 294,440 3/1988 Werner D6/422
- D. 302,890 8/1989 Ng et al. D34/21
- 5,601,038 2/1997 Welch et al. 108/193

Primary Examiner—Janice E. Seeger
Attorney, Agent, or Firm—Fitzpatrick, Cella, Harper & Scinto

[57] **CLAIM**

The ornamental design for a desk unit, as shown and described.

DESCRIPTION

FIG. 1 is a perspective view of a desk unit showing my new design;
FIG. 2 is a front view thereof;
FIG. 3 is a rear view thereof;
FIG. 4 is a right side view thereof, the left side view being a mirror image of the right side view;
FIG. 5 is a top plan view thereof; and,
FIG. 6 is a bottom plan view thereof.

1 Claim, 3 Drawing Sheets

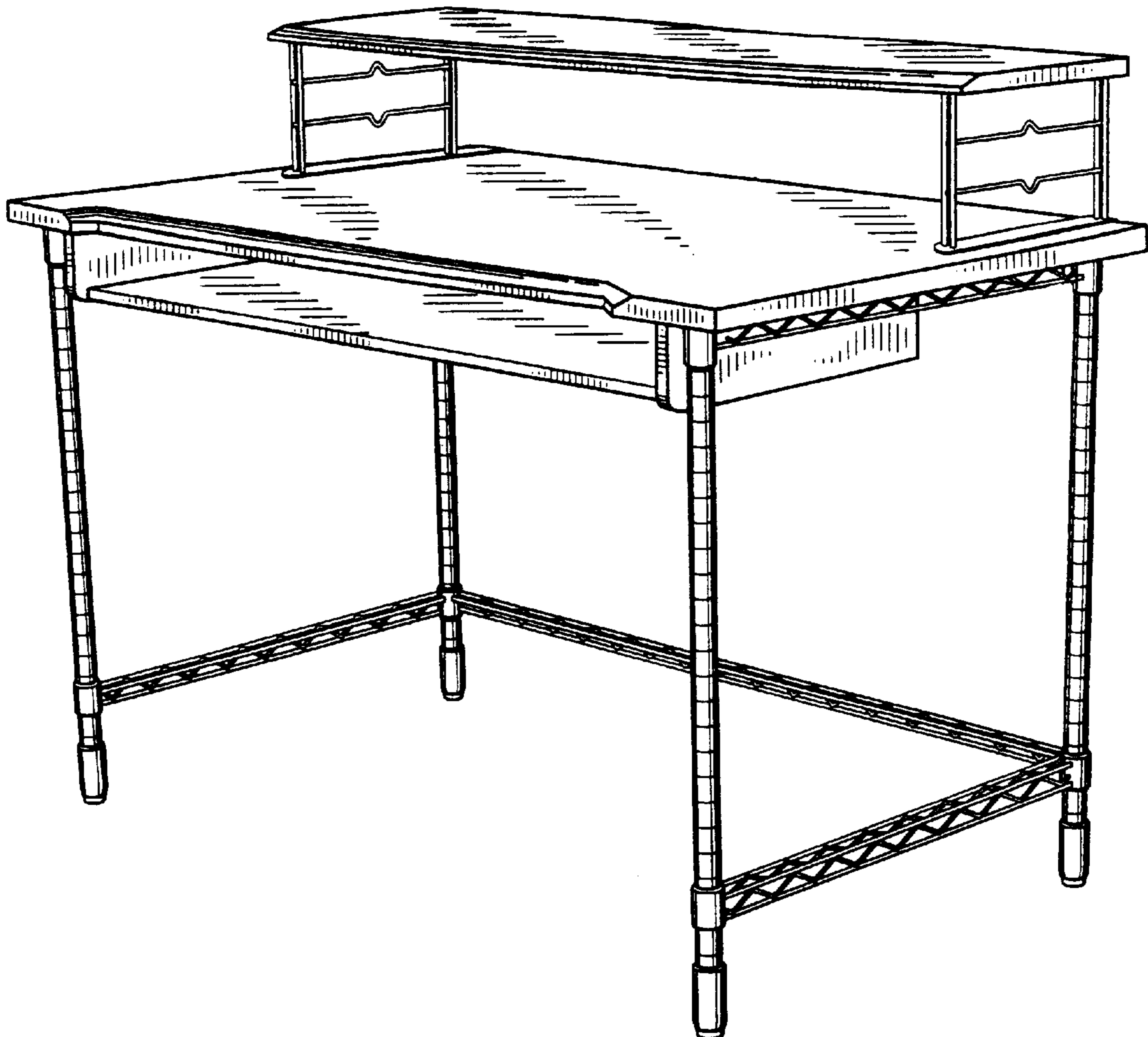


FIG. 1

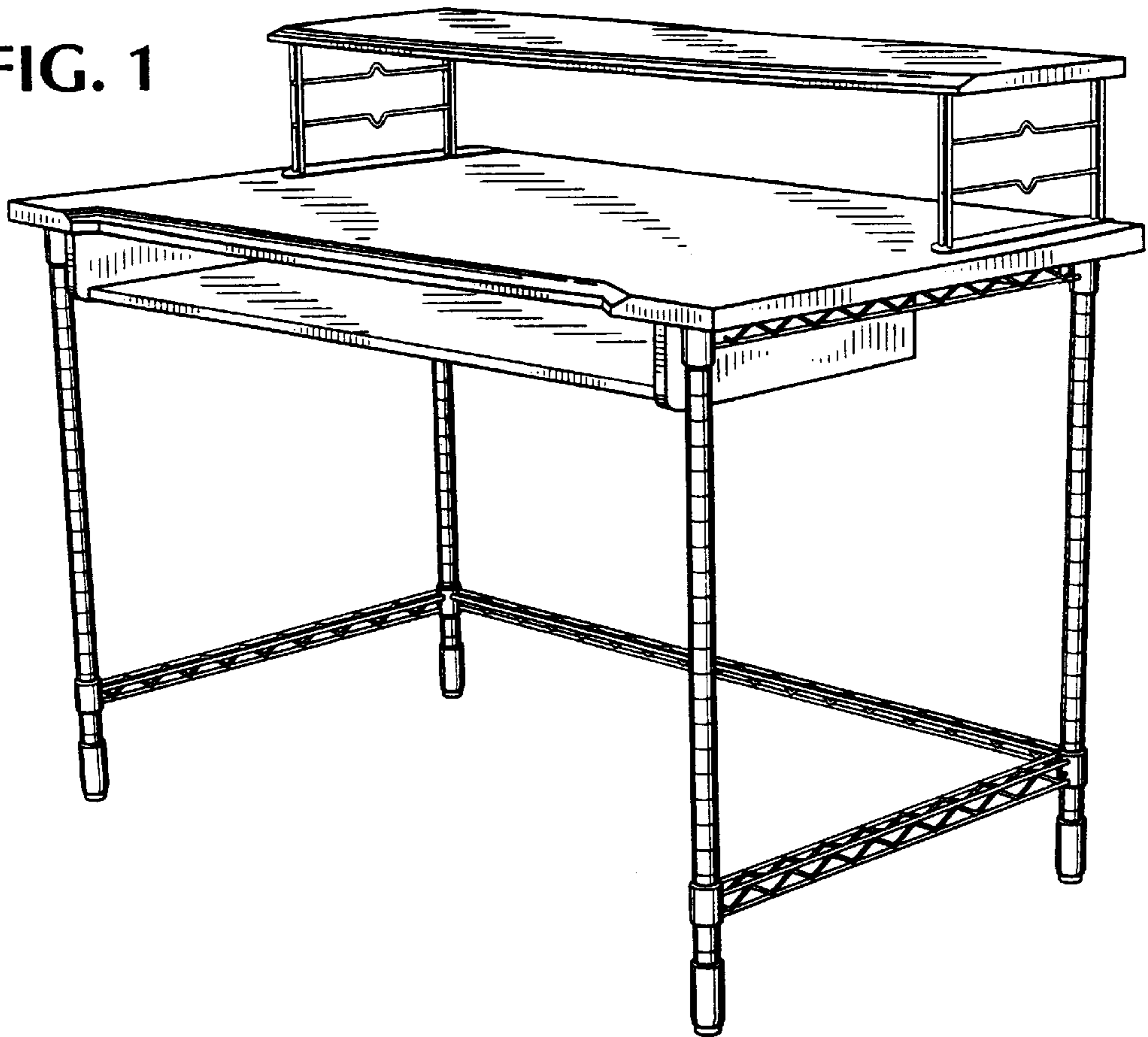


FIG. 4

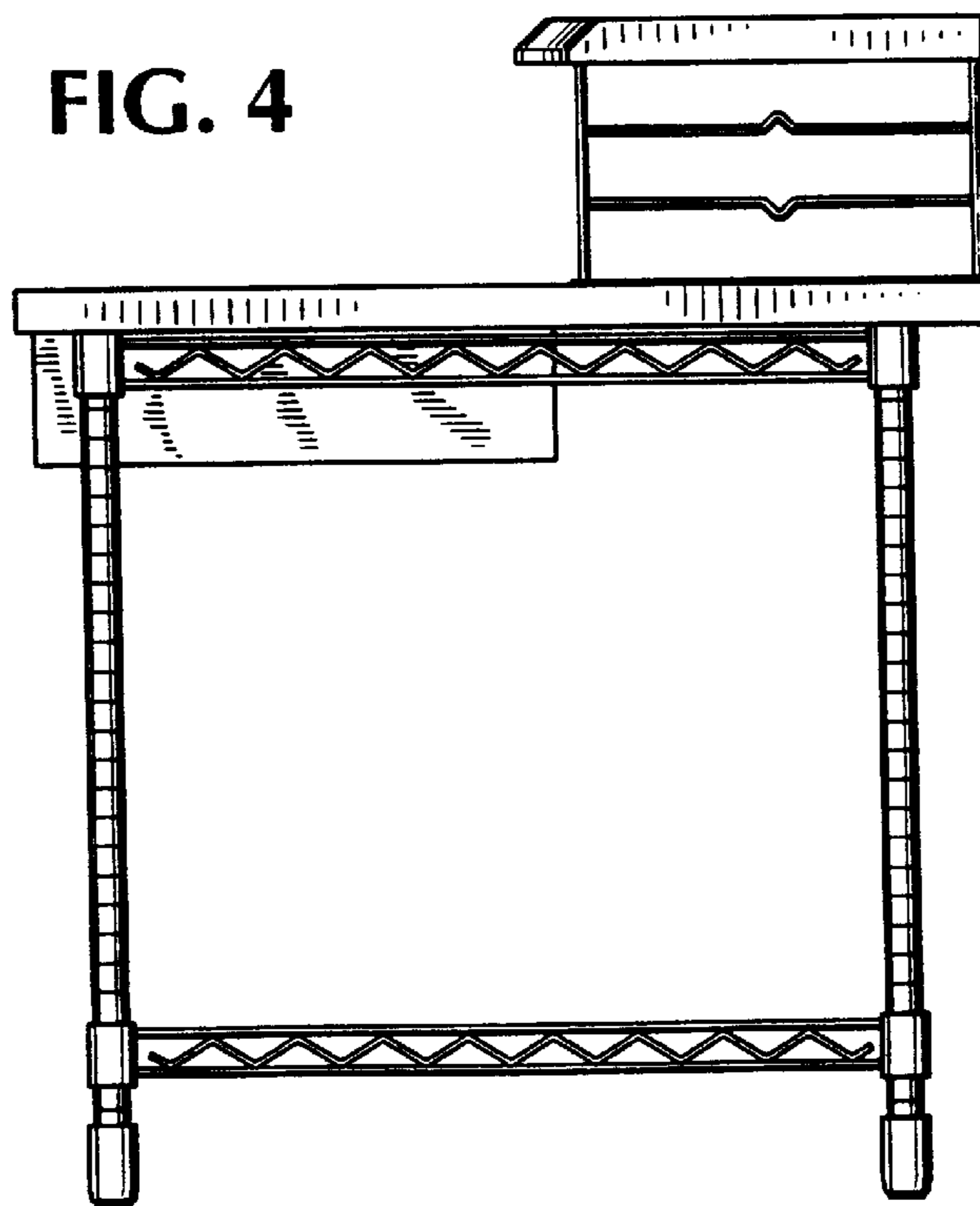


FIG. 2




FIG. 3




FIG. 5

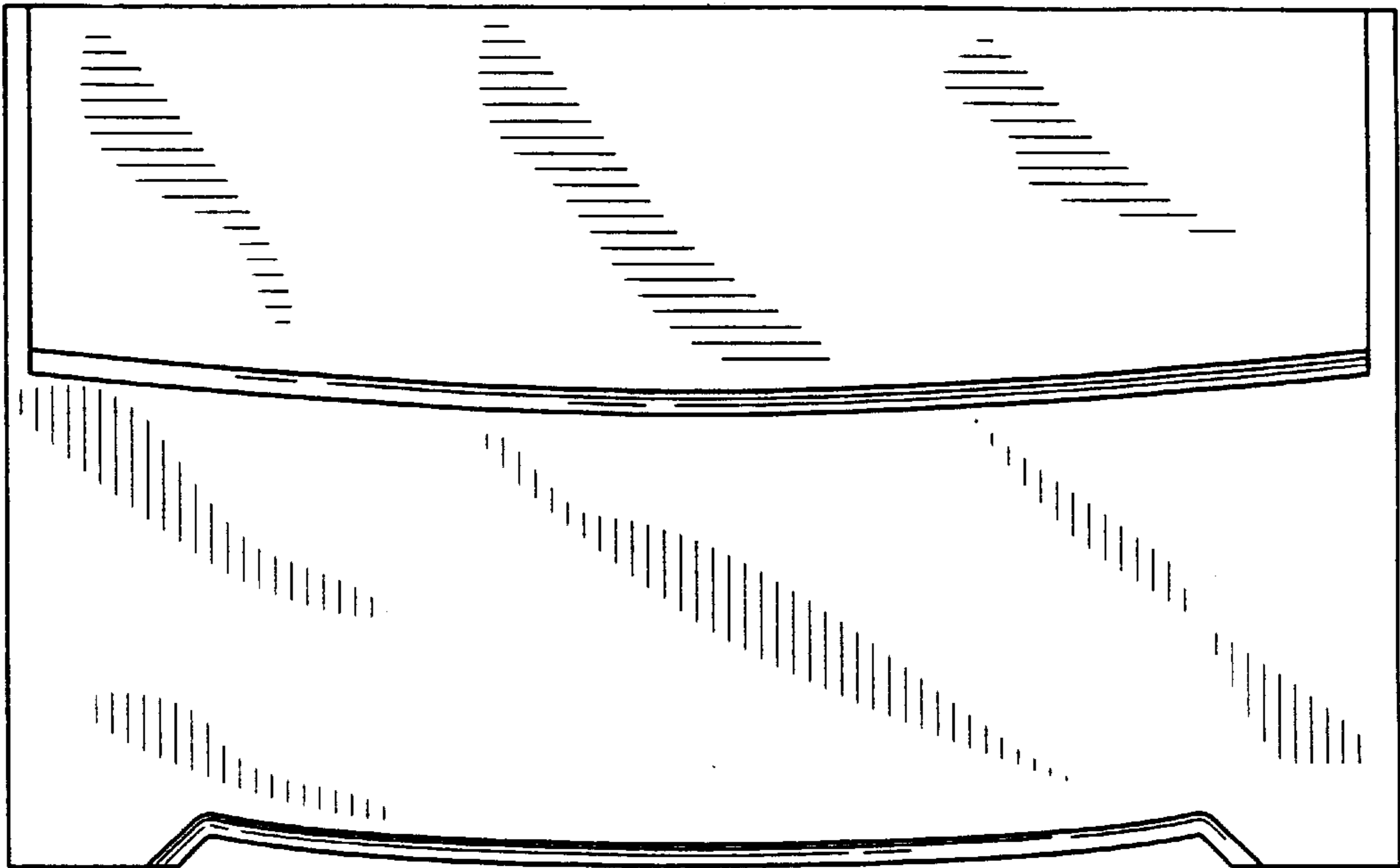


FIG. 6

