



US00D427793S

United States Patent [19]

Groulx et al.

[11] Patent Number: **Des. 427,793**

[45] Date of Patent: **** Jul. 11, 2000**

[54] **CHAIR**

[75] Inventors: **James M. Groulx**, Muscatine, Iowa;
Joseph M. Howard, Owensboro, Ky.

[73] Assignee: **HON Technology Inc.**, Muscatine,
Iowa

[**] Term: **14 Years**

[21] Appl. No.: **29/105,790**

[22] Filed: **Jun. 2, 1999**

[51] **LOC (7) Cl.** **06-01**

[52] **U.S. Cl.** **D6/366**

[58] **Field of Search** D6/334, 364, 365,
D6/366, 367, 379, 500, 501, 502; 297/411.2,
411.27, 411.28

[56] **References Cited**

U.S. PATENT DOCUMENTS

- D. 259,750 7/1981 Buhk D6/366
- D. 313,703 1/1991 Moschini et al. D6/366

- D. 318,763 8/1991 George et al. D6/366
- D. 322,898 1/1992 Zapf D6/366
- D. 354,178 1/1995 Ochsner D6/366
- D. 375,009 10/1996 Webb D6/500
- D. 379,567 6/1997 Grivet D6/500
- D. 401,075 11/1998 Smith D6/366
- D. 409,022 5/1999 Vanderwood et al. D6/500
- D. 416,716 11/1999 Ginat D6/500

Primary Examiner—Gary D. Watson
Attorney, Agent, or Firm—Jones, Day, Reavis & Pogue

[57] **CLAIM**

The ornamental design for a chair, as shown and described.

DESCRIPTION

FIG. 1 is a front, right perspective view of a chair showing our new design;
FIG. 2 is a front view thereof;
FIG. 3 is a rear view thereof; and,
FIG. 4 is a right side view, the opposite side view being a mirror image thereof except for the absence of the lever shown under the seat.

1 Claim, 4 Drawing Sheets

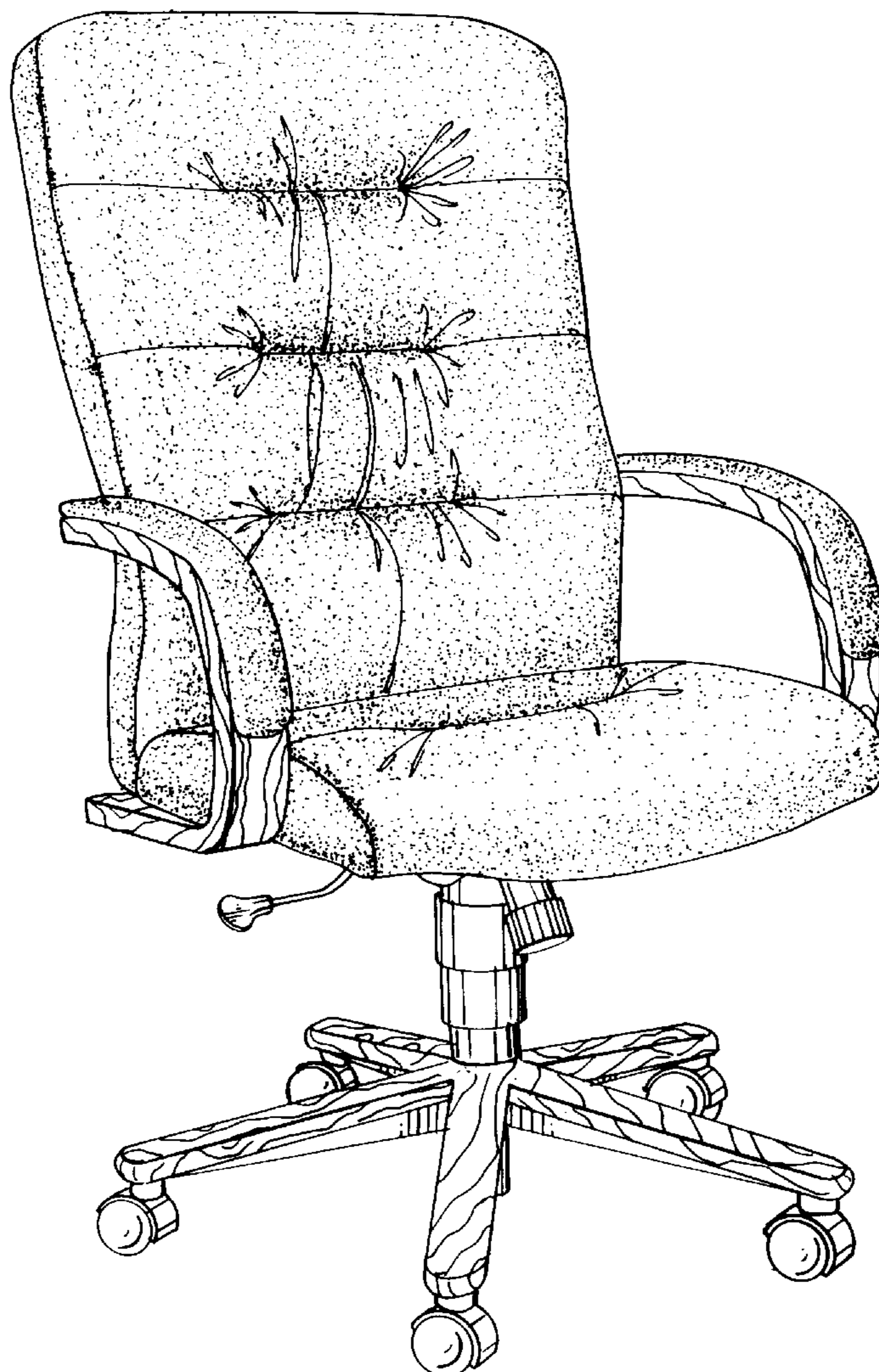


FIG. 1

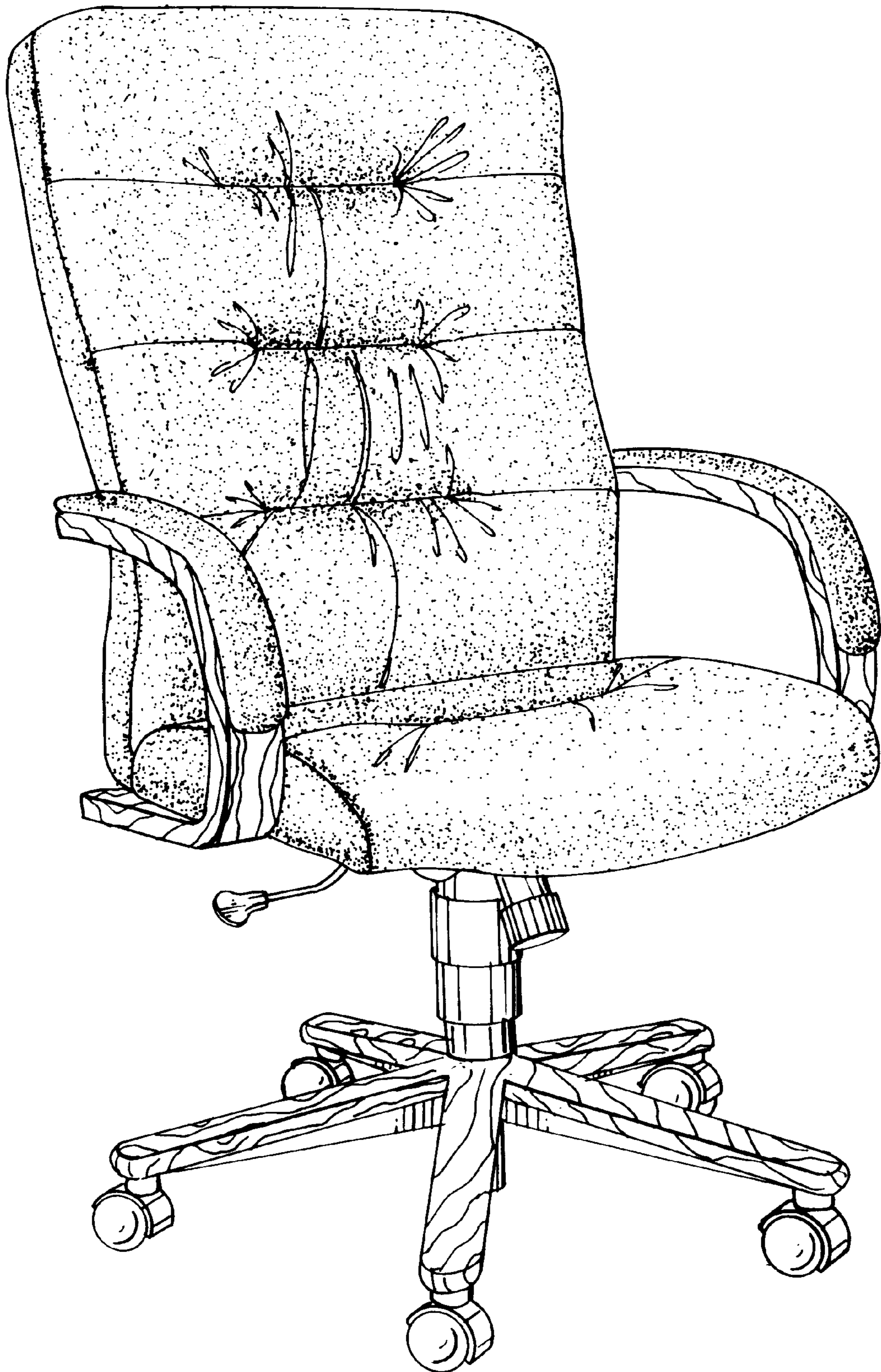


FIG. 2

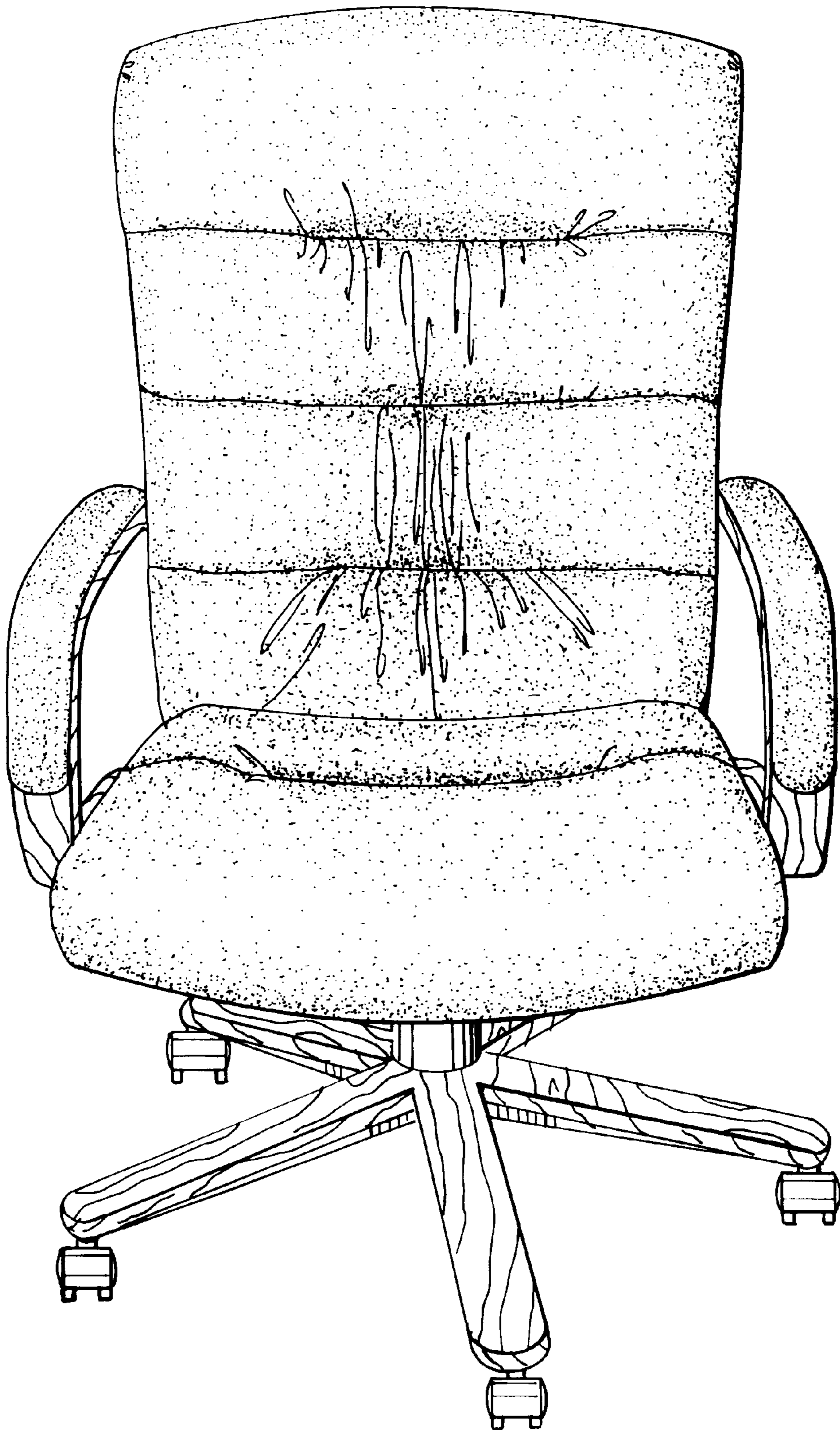


FIG. 3

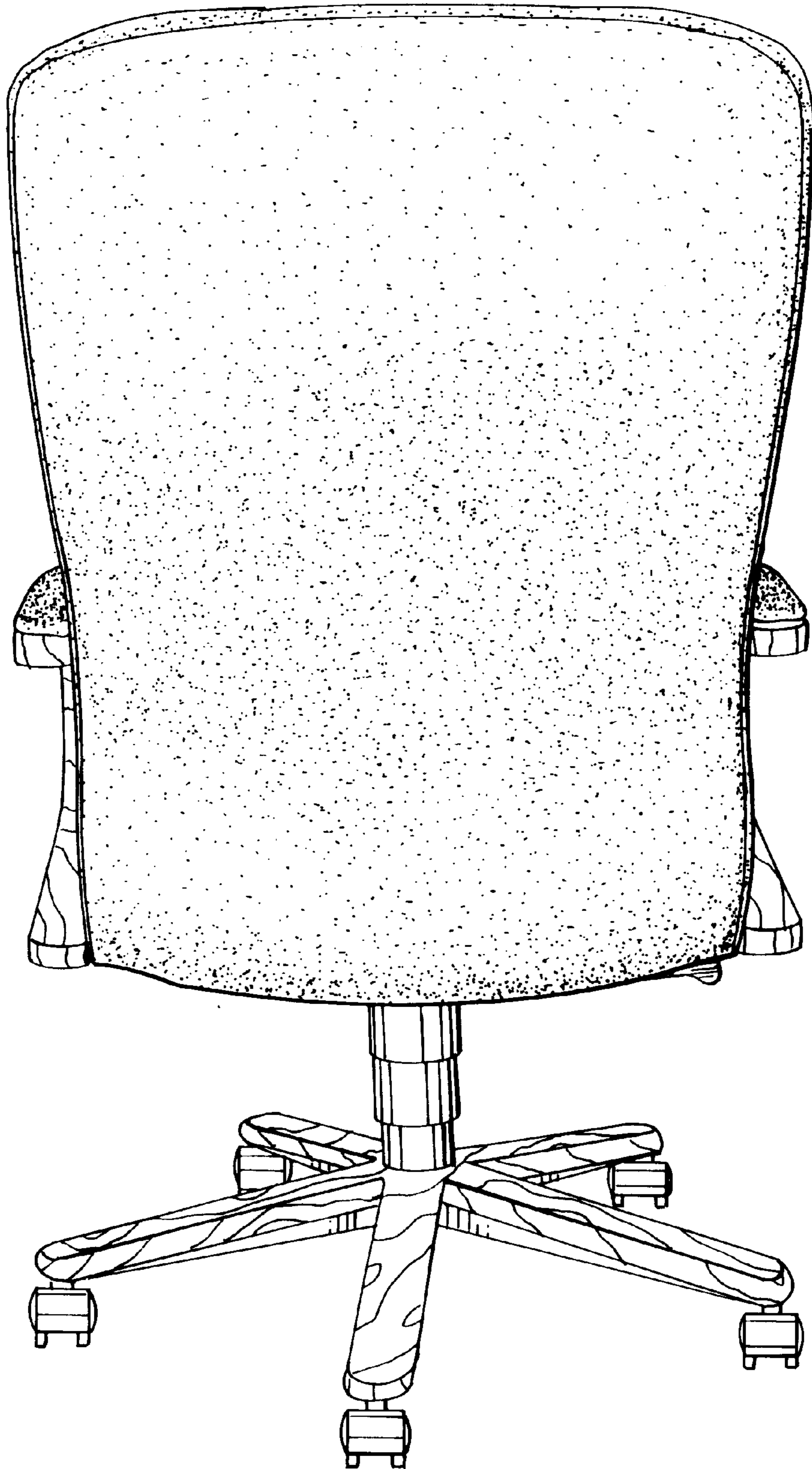


FIG. 4

