



US00D427790S

United States Patent [19] Gargan

[11] **Patent Number: Des. 427,790**

[45] **Date of Patent: ** Jul. 11, 2000**

[54] **COMBINED FOLDING STOOL AND EASEL**

[76] Inventor: **Robert Alwyn Gargan**, 10A Gratton Terrace, London NW2 6QE, United Kingdom

[**] Term: **14 Years**

[21] Appl. No.: **29/103,349**

[22] Filed: **Apr. 13, 1999**

[30] **Foreign Application Priority Data**

Jan. 6, 1999 [GB] United Kingdom 2080173

[51] **LOC (7) Cl.** **06-01**

[52] **U.S. Cl.** **D6/338**

[58] **Field of Search** D6/334, 335, 336, D6/338, 340, 350, 352, 353, 367, 368, 370, 420, 429, 430, 500-502; 297/52, 124, 156, 170, 172, 173, 174

[56] **References Cited**

U.S. PATENT DOCUMENTS

- D. 123,202 10/1940 Levi D6/340
- D. 140,281 2/1945 Weller et al. D6/340
- D. 169,012 3/1953 Musacco D6/338
- D. 175,016 6/1955 Cote D6/340

- D. 184,151 12/1958 Schneider D6/338
- D. 297,984 10/1988 Osborne D6/338
- 427,413 5/1890 Fritz 297/126
- 1,948,387 2/1934 Levy 297/52
- 1,951,960 3/1934 Anduaga 297/156
- 2,530,785 11/1950 Rocca 297/124
- 4,615,559 10/1986 Blondeau 297/124
- 5,685,602 11/1997 Williams 297/174

Primary Examiner—Doris V. Coles
Assistant Examiner—Mimosa De

[57] **CLAIM**

The ornamental design for a combined folding stool and easel, as shown and described.

DESCRIPTION

FIG. 1 is a front view of the combined folding stool and easel;
 FIG. 2 is a side view thereof.
 FIG. 3 is a rear oblique view thereof;
 FIG. 4 is a front oblique view thereof;
 FIG. 5 is a top plan view thereof in folded condition;
 FIG. 6 is a bottom view thereof in folded condition;
 FIG. 7 is a rear view thereof; and,
 FIG. 8 is a fragmentary perspective view of the safety locking mechanism and retaining catch thereof.

1 Claim, 7 Drawing Sheets






Fig. 1




Fig. 2




Fig. 3



Fig. 4




Fig. 5




Fig. 6




Fig. 7




Fig. 8