



US00D427773S

United States Patent [19] Pulley, Jr.

[11] **Patent Number: Des. 427,773**
[45] **Date of Patent: ** Jul. 11, 2000**

[54] **GLOVE CADDY**
[76] Inventor: **George R. Pulley, Jr.**, P.O. Box 7207,
Danville, Va. 24541
[**] Term: **14 Years**
[21] Appl. No.: **29/115,114**
[22] Filed: **Dec. 8, 1999**
[51] **LOC (7) Cl.** **03-99**
[52] **U.S. Cl.** **D3/329**
[58] **Field of Search** D3/218, 266, 268,
D3/215, 329, 328, 222, 293, 267; 224/669,
933, 904, 196, 269; D2/623

5,143,371 9/1992 Strahan 224/269 X
5,186,373 2/1993 Taylor 224/933
5,934,530 8/1999 Antczak .
5,946,733 9/1999 Spooner .

Primary Examiner—Louis S. Zarfaz
Assistant Examiner—Robert A. Delehanty
Attorney, Agent, or Firm—Olive & Olive, P.A.

[57] CLAIM

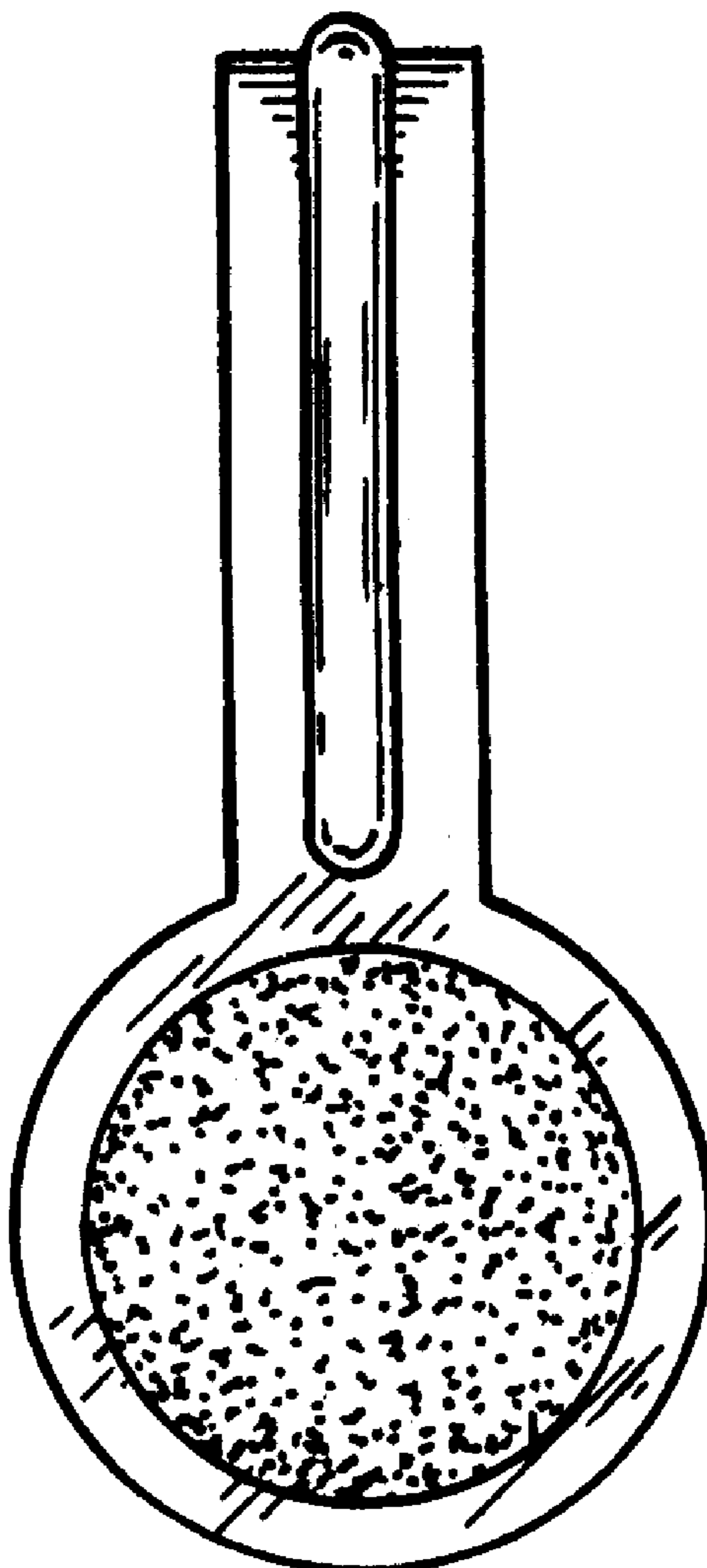
The ornamental design for a glove caddy, as shown and described.

DESCRIPTION

FIG. 1 is a front view of the glove caddy showing my new design.
FIG. 2 is a rear view thereof.
FIG. 3 is a side view thereof, the opposite side being a mirror image.
FIG. 4 is a top view thereof; and,
FIG. 5 is a bottom view thereof.

[56] **References Cited**
U.S. PATENT DOCUMENTS
D. 313,501 1/1991 Levy et al. D3/266
D. 329,744 9/1992 Moore .
D. 364,269 11/1995 Sabosky D3/207
D. 409,379 5/1999 Ellis .
1,518,092 12/1924 Meegan 224/933

1 Claim, 1 Drawing Sheet



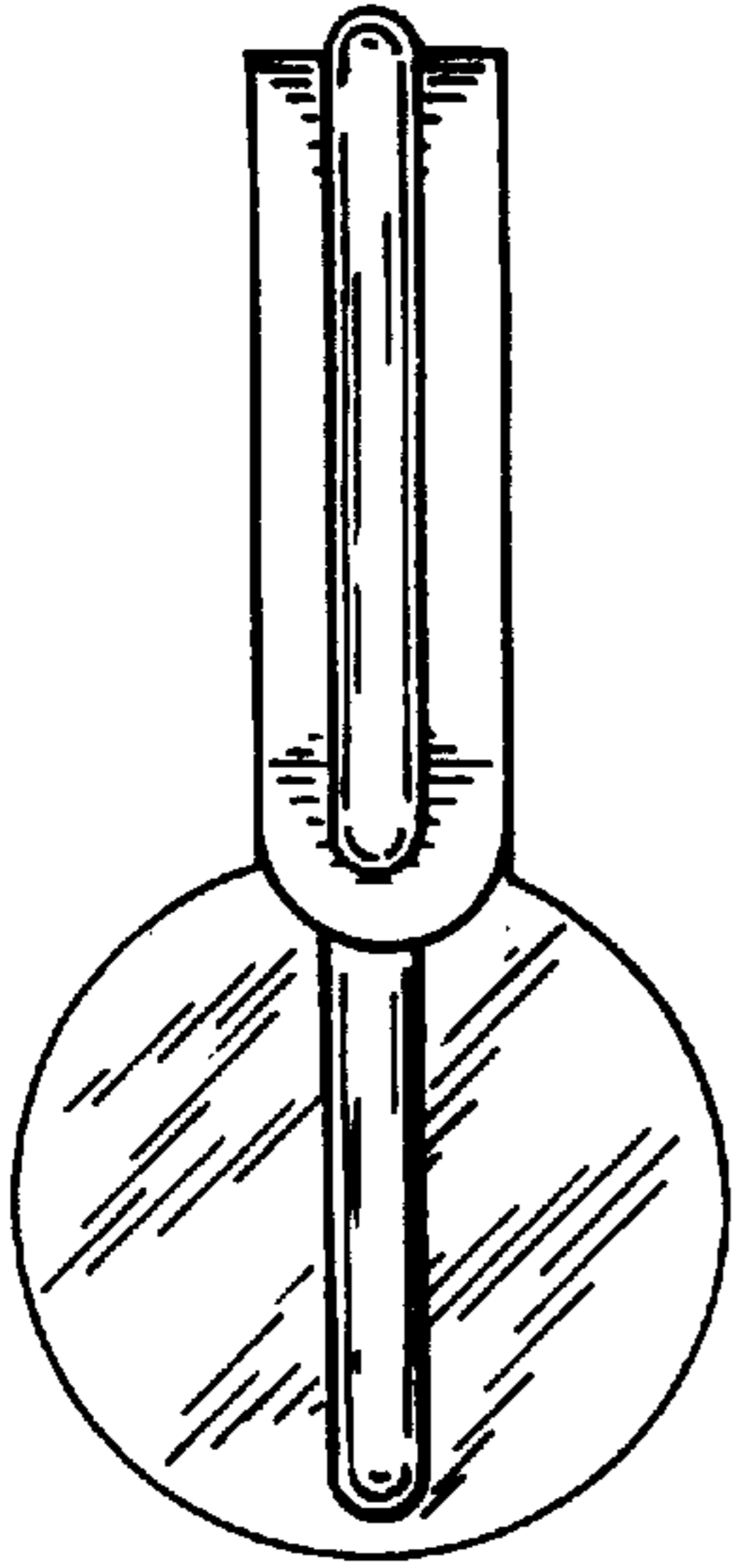


FIG. 2

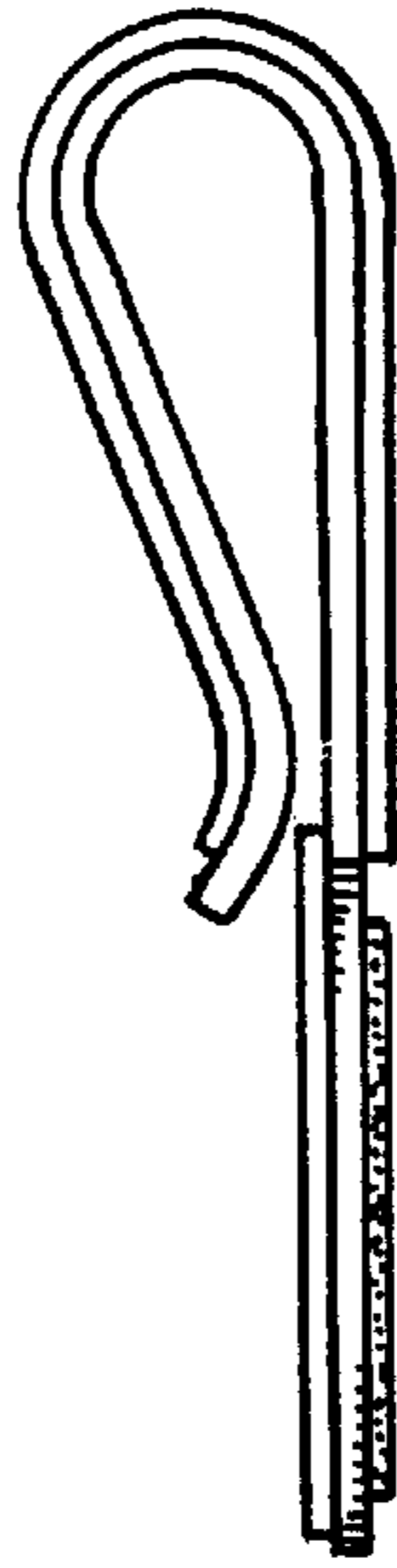


FIG. 3

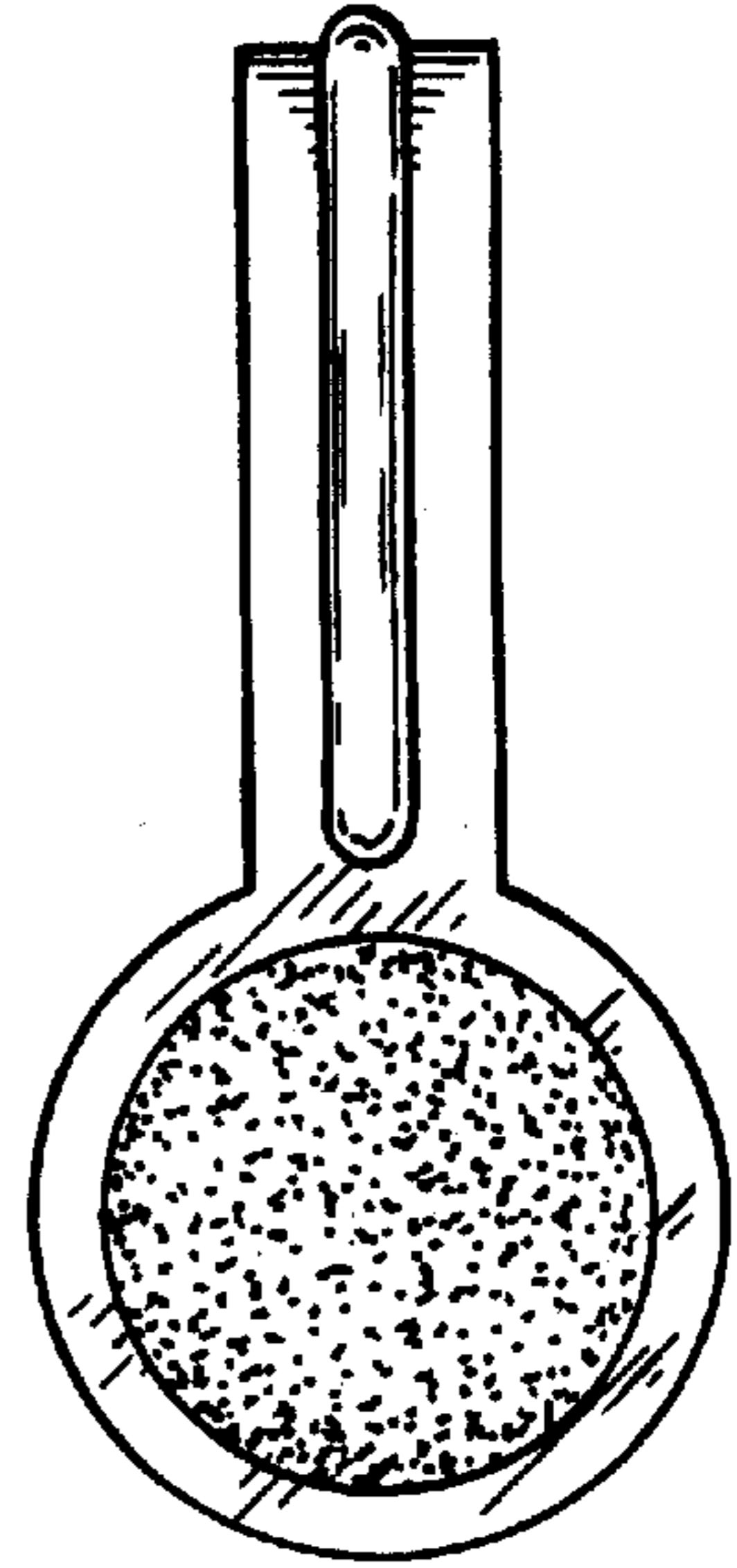


FIG. 1

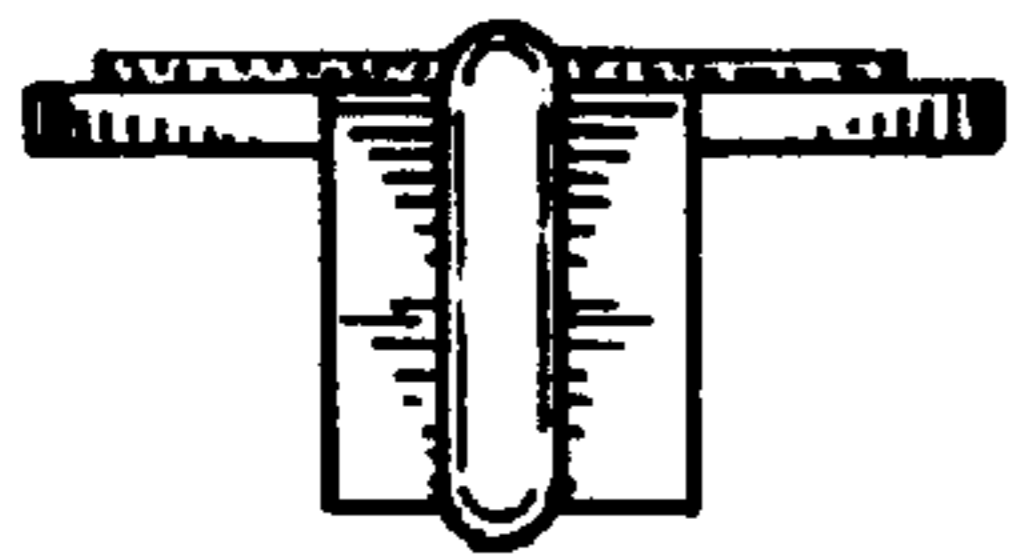


FIG. 4




FIG. 5