



US00D427761S

United States Patent [19] Lupo

[11] Patent Number: **Des. 427,761**

[45] Date of Patent: **** Jul. 11, 2000**

[54] **SIDE ELEMENT OF A SHOE UPPER**

[75] Inventor: **Bo Lupo**, Beaverton, Oreg.

[73] Assignee: **Nike, Inc.**, Beaverton, Oreg.

[**] Term: **14 Years**

[21] Appl. No.: **29/118,144**

[22] Filed: **Feb. 3, 2000**

[51] **LOC (7) Cl.** **02-99**

[52] **U.S. Cl.** **D2/972**

[58] **Field of Search** D2/896, 902, 907,
D2/943, 944, 969, 970, 972, 973; 36/45,
50.1, 51, 77 M, 77 R, 83, 88, 89, 113,
114, 126-130

“Nike Footwear Catalog” Holiday 1998, published Feb. 1, 1998 (p. W9), Beaverton, Oregon.

“Nike Footwear Catalog,” Late Spring 1999, Sep. 1, 1998 (pp. M15, W13), Beaverton, Oregon.

“Nike Footwear Catalog,” Fall 1999, published Nov. 1, 1998 (pp. M12, M41, W79), Beaverton, Oregon.

“Nike Footwear Catalog,” Holiday 1999, published Mar. 1, 1999 (p W44), Beaverton, Oregon.

“Nike Footwear Catalog,” Spring 2000“ A”, published Jul. 1, 1999 (pp W22, W81, W106), Beaverton, Oregon.

“Nike Footwear Catalog,” Fall 2000 “A” published Nov. 1, 1999 (p M17), Beaverton, Oregon.

“Nike Footwear Catalog,” Fall 2000, “B” published Nov. 1, 1999 (pp. W16, W87, W1, W49), Beaverton, Oregon.

[56] **References Cited**

U.S. PATENT DOCUMENTS

- D. 361,884 9/1995 Lozano .
- D. 377,414 1/1997 Hatfield D2/972
- D. 380,077 6/1997 Preskar et al. .
- D. 389,637 1/1998 Blakeslee .
- D. 391,062 2/1998 Hatfield .
- D. 391,066 2/1998 Smith, III .
- D. 391,068 2/1998 Aveni et al. .
- D. 392,456 3/1998 Yun .
- D. 393,360 4/1998 Aveni et al. .
- D. 395,352 6/1998 Mervar .
- D. 398,763 9/1998 Selbiger .
- D. 398,768 9/1998 Avar .
- D. 402,101 12/1998 Selbiger .
- D. 404,554 1/1999 Kelchak .
- D. 406,453 3/1999 Mervar .
- D. 407,202 3/1999 Cass .
- D. 407,547 4/1999 Fogg .
- D. 409,366 5/1999 Duggan .
- D. 412,055 7/1999 Fogg .
- 5,924,219 7/1999 Healy et al. .

OTHER PUBLICATIONS

“Nike Footwear Catalog” Holiday 1995 published Mar. 1, 1995 (p. 5), Beaverton, Oregon.

“Nike Footwear Catalog” Fall 1998, published Nov. 1, 1997 (p. M9), Beaverton, Oregon.

Primary Examiner—Dominic Simone
Attorney, Agent, or Firm—Trask Britt

[57] **CLAIM**

The ornamental design for a side element of a shoe upper, as shown and described.

DESCRIPTION

FIG. 1 is a perspective view of a side element of a shoe upper showing my new design;

FIG. 2 is a side elevational view of the side element of a shoe upper shown in FIG. 1;

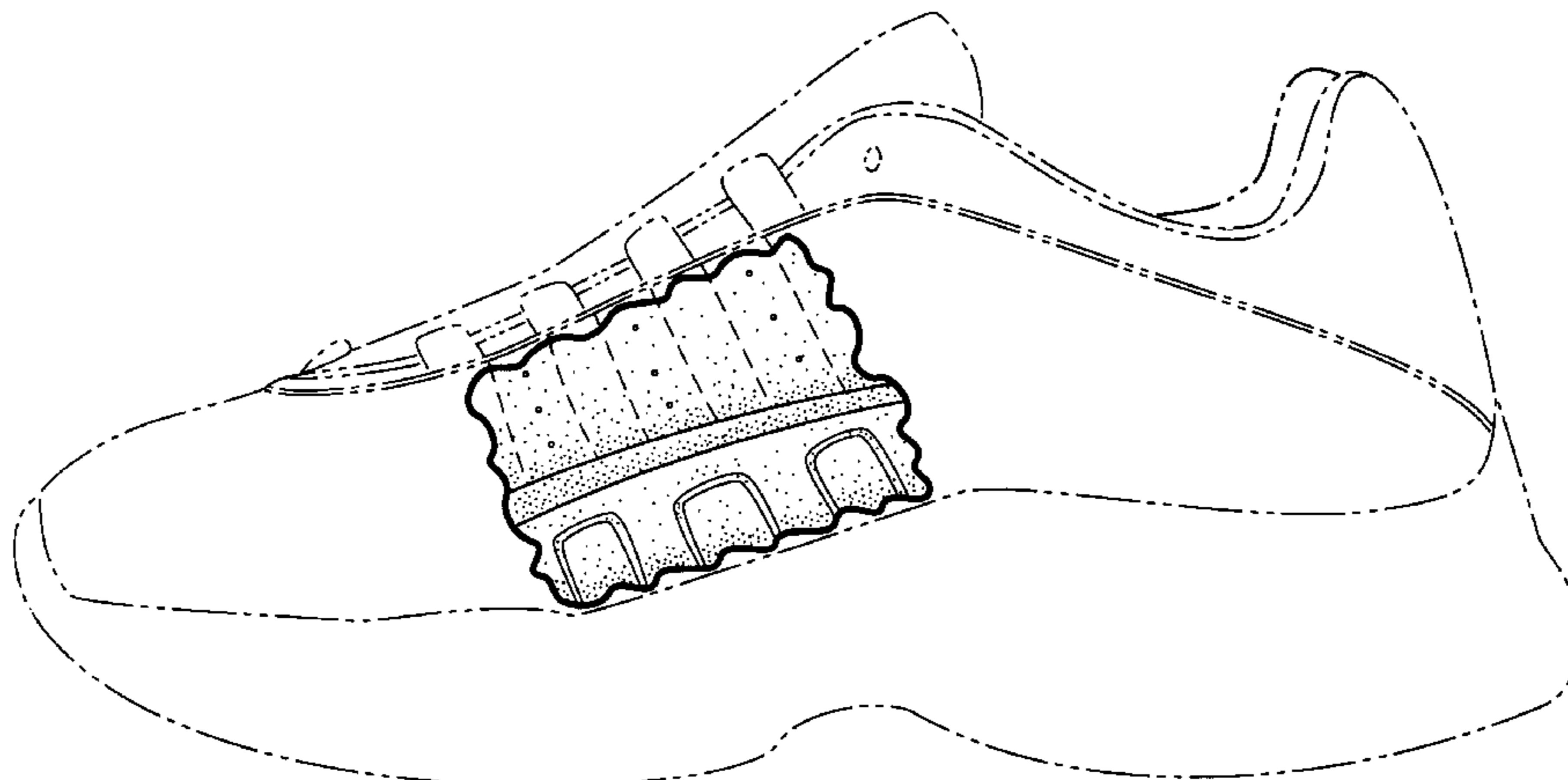
FIG. 3 is a front elevational view of the side element of a shoe upper shown in FIG. 1;

FIG. 4 is a rear elevational view of the side element of a shoe upper shown in FIG. 1; and,

FIG. 5 is a top view of the side element of a shoe upper shown in FIG. 1.

The phantom lines showing a portion of a shoe, in FIGS. 1-5 are for illustrative purposes only and form no part of the claimed design.

1 Claim, 2 Drawing Sheets



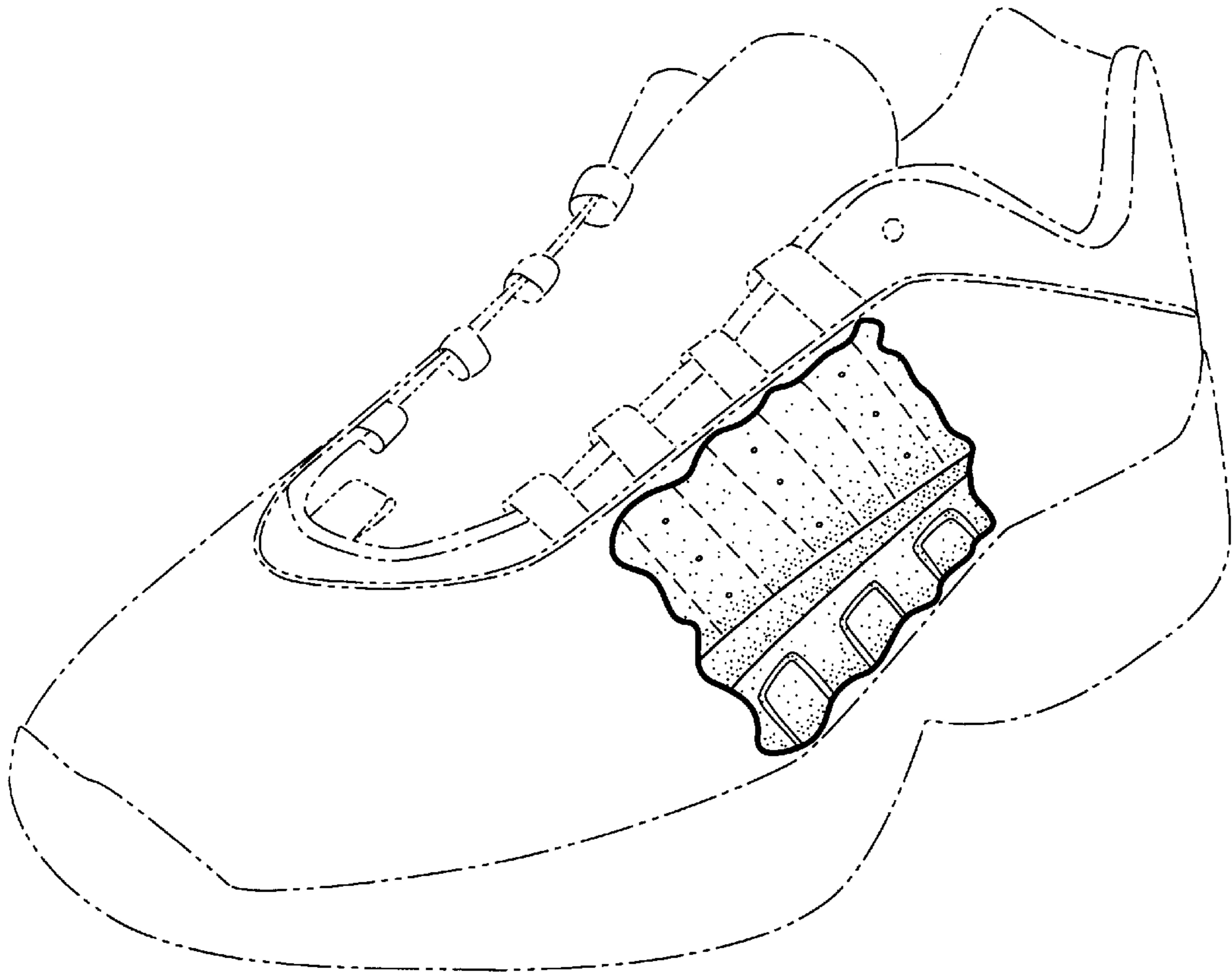


FIG. 1

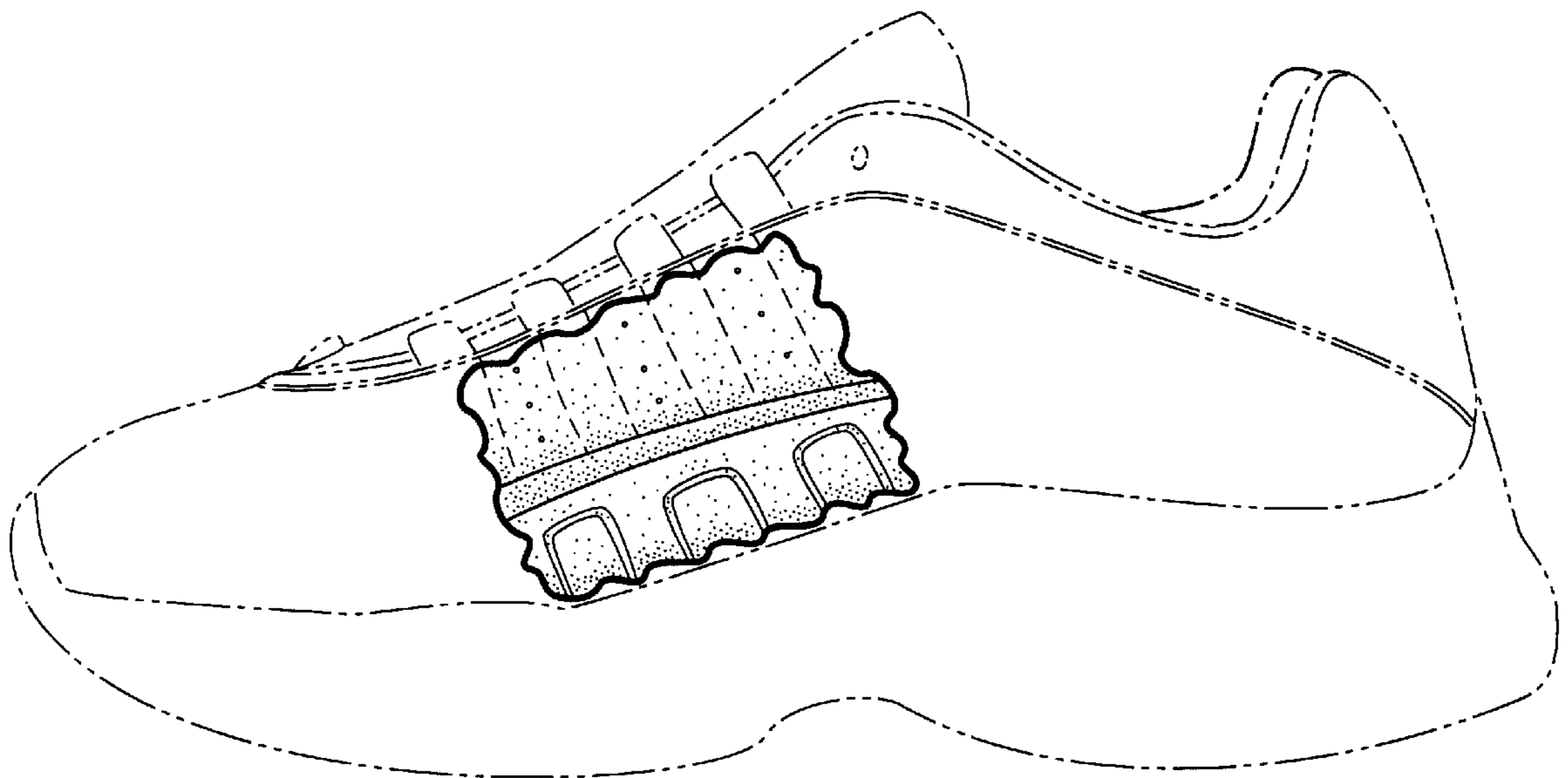


FIG. 2

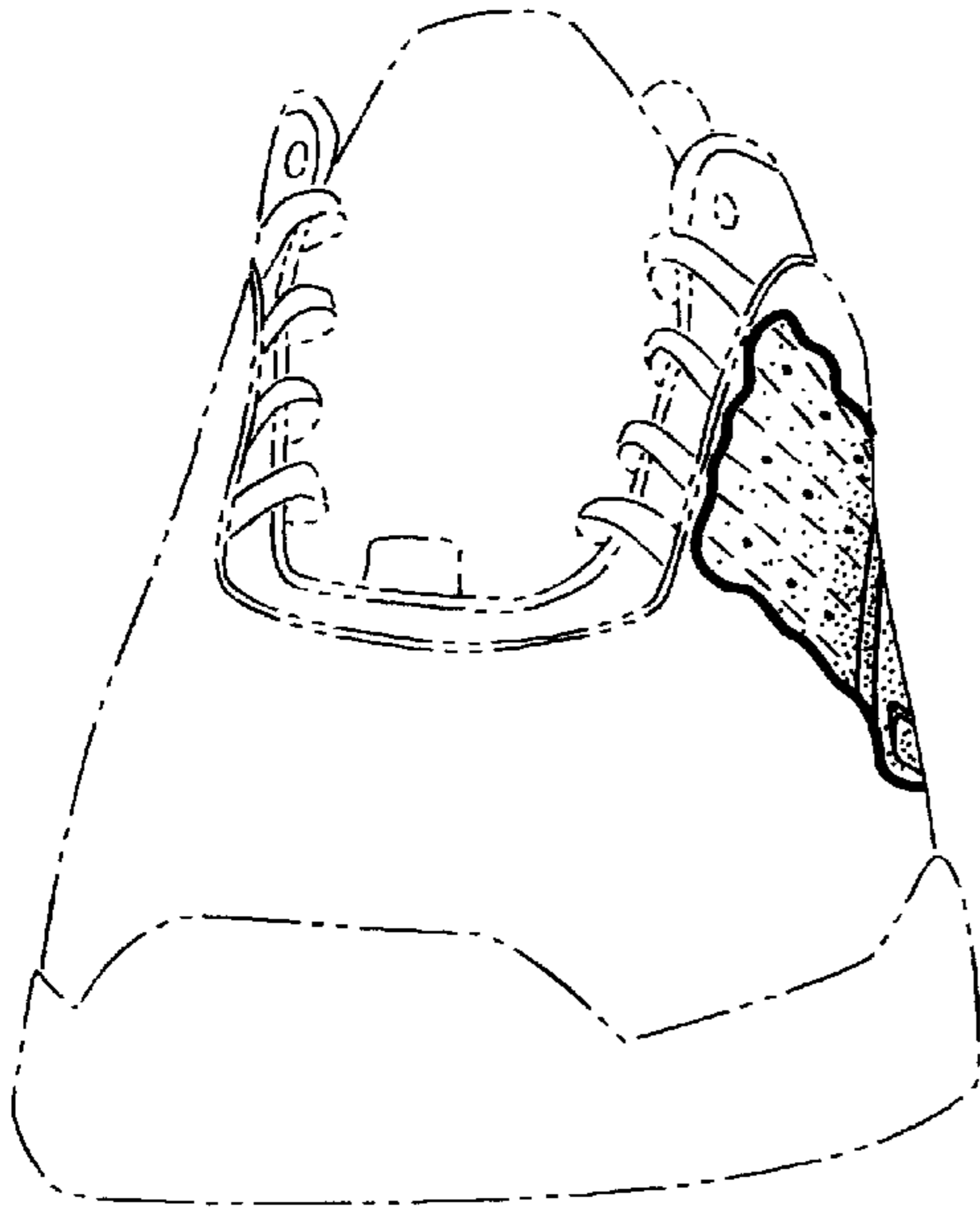


FIG. 3



FIG. 4

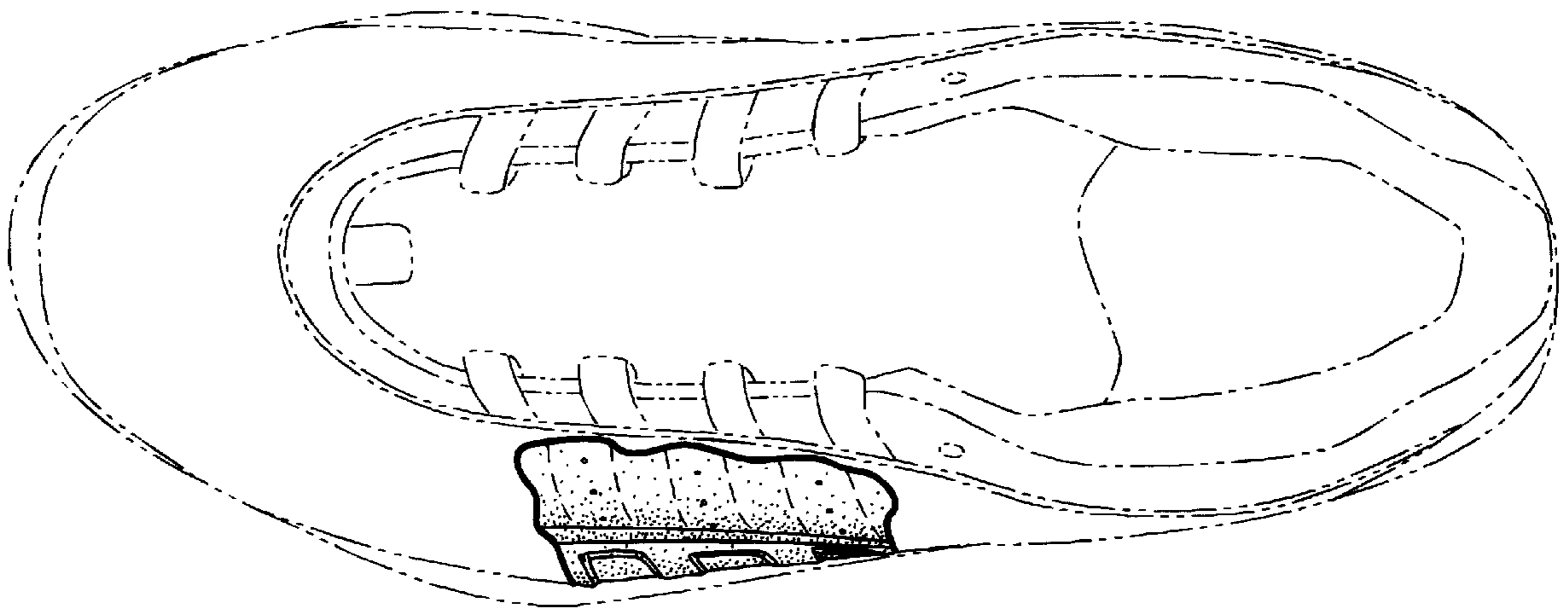


FIG. 5