



US00D427760S

United States Patent [19]
Holmes

[11] **Patent Number: Des. 427,760**
[45] **Date of Patent: ** Jul. 11, 2000**

[54] **PORTION OF A SHOE UPPER**

D. 420,499 2/2000 Dolinsky D2/972

[75] Inventor: **Matthew Jason Holmes**, Beaverton, Oreg.

OTHER PUBLICATIONS

[73] Assignee: **Nike, Inc.**, Beaverton, Oreg.

Nike Fall 1995 Footwear Catalog, p. 102, published Nov. 1994.

[**] Term: **14 Years**

Nike Fall 1996 Footwear Catalog, p. 6, published Dec. 1995.
Nike Spring 1997 Footwear Catalog, pp. 23 and 112, published Jun. 1996.

[21] Appl. No.: **29/118,064**

Nike Fall 1997 Footwear Catalog, p. 188, published Dec. 1996.

[22] Filed: **Feb. 3, 2000**

Nike Fall 1998 Footwear Catalog, p. 118, published Dec. 1997.

[51] **LOC (7) Cl.** **02-99**

Nike Late Fall 1998 Footwear Catalog, p. 50, published Mar. 1998.

[52] **U.S. Cl.** **D2/972**

Nike Spring 1999 Footwear Catalog, p. M15, published Jun. 1998.

[58] **Field of Search** D2/896, 902, 907, D2/943, 944, 969, 970, 973; 36/45, 50.1, 51, 77 M, 77 R, 83, 88, 89, 113, 114, 126-130

Nike Late Spring 1999 Footwear Catalog, p. W7, published Sep. 1998.

[56] **References Cited**

Nike Spring 2000 Footwear Catalog, p. 54, published Jul. 1999.

U.S. PATENT DOCUMENTS

Primary Examiner—Dominic Simone
Attorney, Agent, or Firm—Banner & Witcoff, Ltd.

- D. 273,439 4/1984 Gamm .
- D. 304,387 11/1989 Brown .
- D. 347,519 6/1994 Worthington .
- D. 351,058 10/1994 Hatfield et al. .
- D. 352,389 11/1994 Close et al. .
- D. 355,296 2/1995 Greene .
- D. 369,459 5/1996 Feller .
- D. 377,712 2/1997 Avar et al. .
- D. 382,698 8/1997 Avar .
- D. 383,295 9/1997 Rask .
- D. 384,801 10/1997 Rask .
- D. 386,597 11/1997 Avar .
- D. 387,195 12/1997 McNulty .
- D. 387,549 12/1997 Rusnak .
- D. 392,792 3/1998 Obi .
- D. 393,353 4/1998 Lozano .
- D. 398,771 9/1998 Doxey .
- D. 406,690 4/1999 Vestuti .
- D. 410,327 6/1999 Lotti .
- D. 411,761 6/1999 Lotti .
- D. 413,196 8/1999 Hatfield .
- D. 419,756 2/2000 Edwards .

[57] **CLAIM**


The ornamental design for a portion of a shoe upper, as shown and described.

DESCRIPTION

FIG. 1 is a perspective view of a portion of a shoe upper showing my new design;
FIG. 2 is a side elevational view thereof;
FIG. 3 is a top plan view thereof;
FIG. 4 is a front elevational view thereof; and,
FIG. 5 is a rear elevational view thereof.

The broken line representation of the remainder of the shoe is for illustrative purposes only and forms no part of the claimed design.

1 Claim, 4 Drawing Sheets



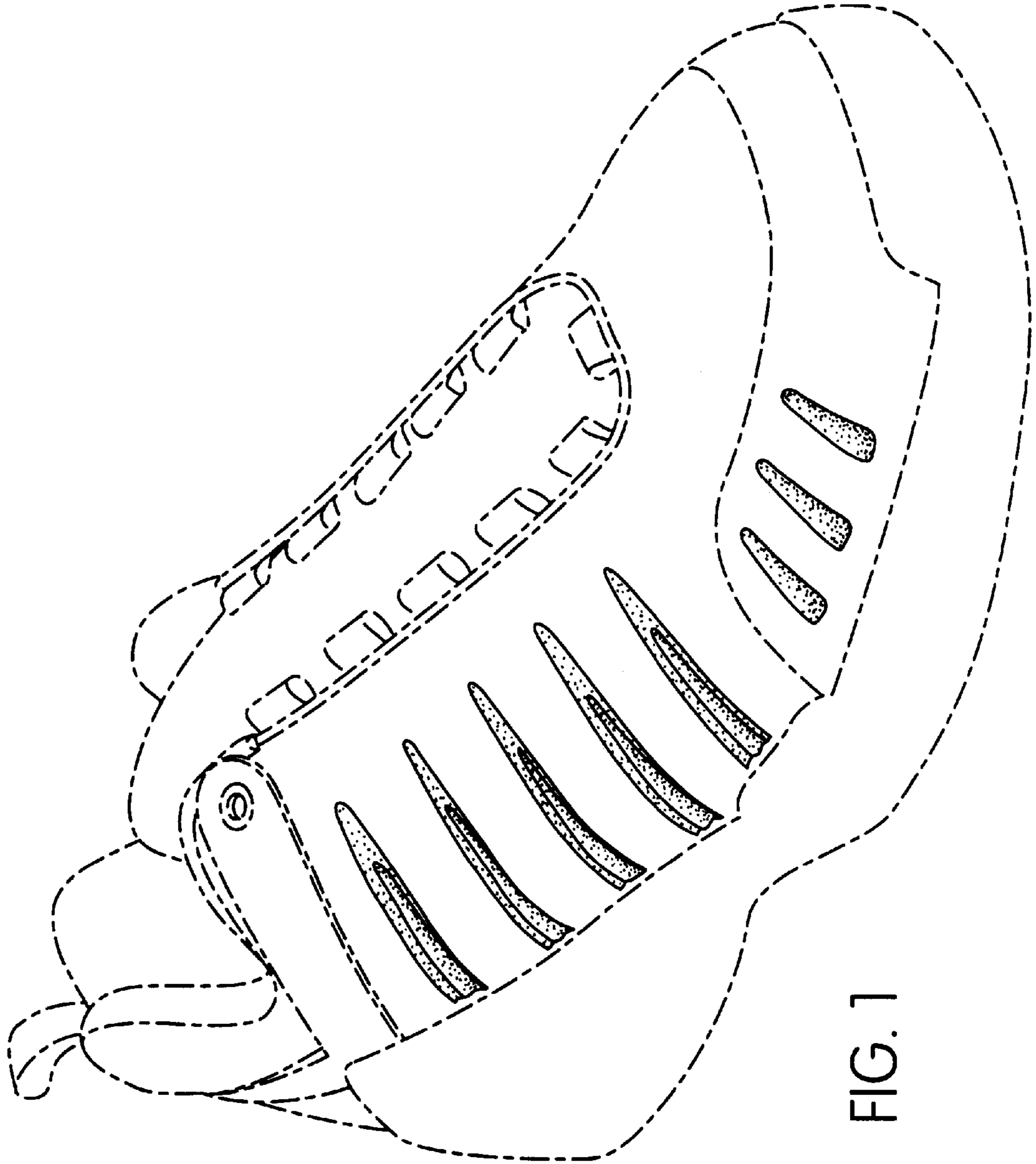


FIG. 1

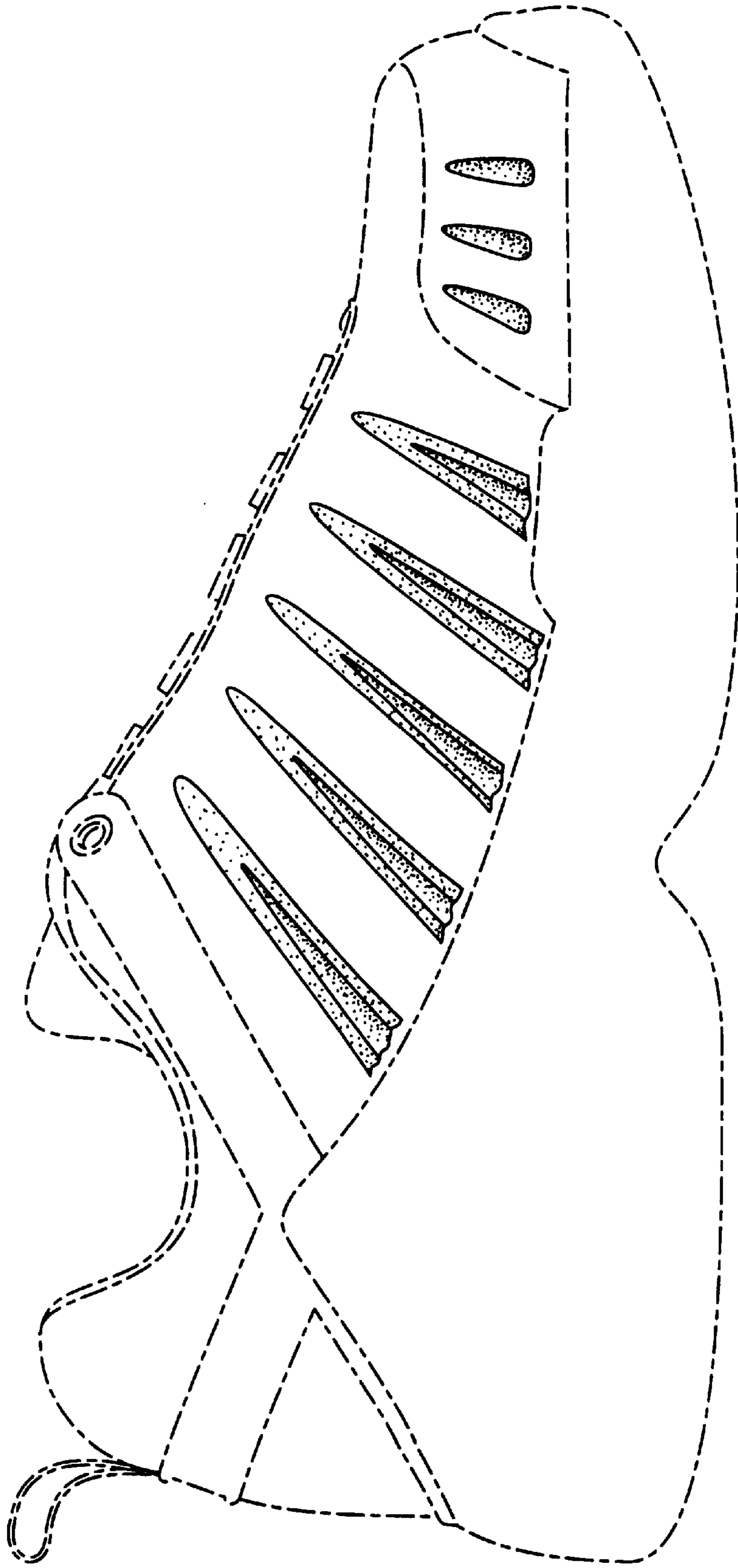


FIG. 2

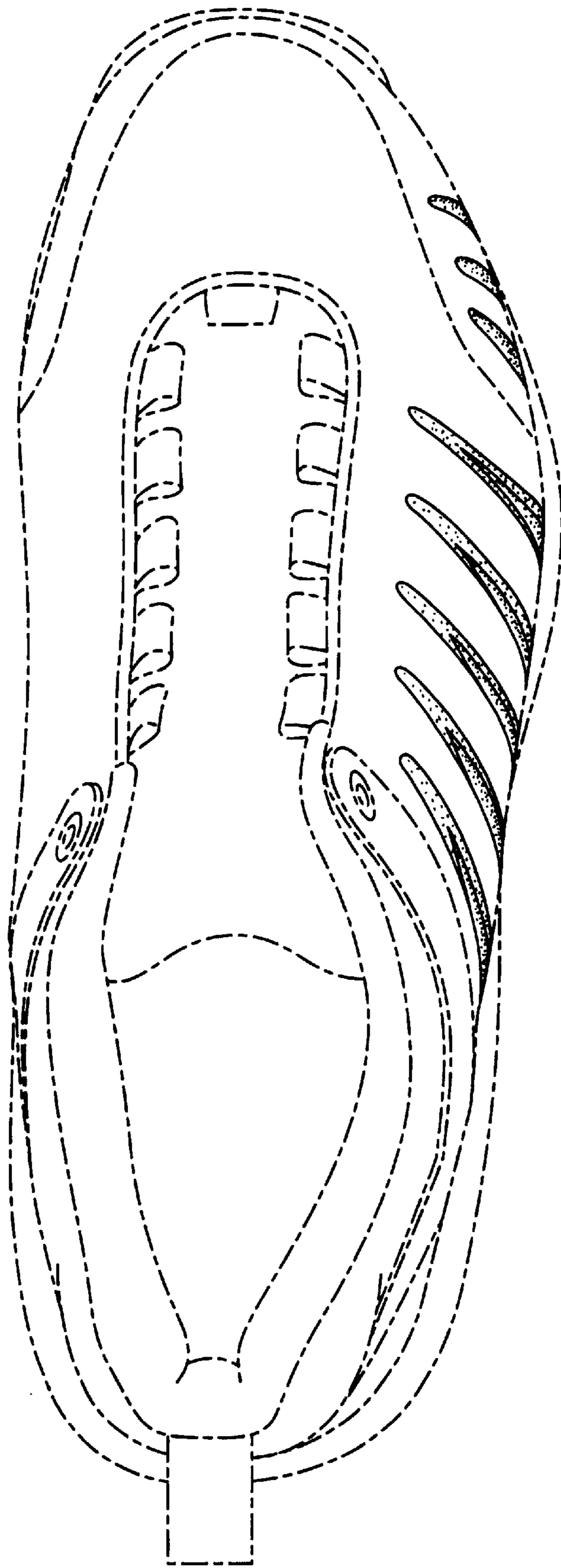


FIG. 3

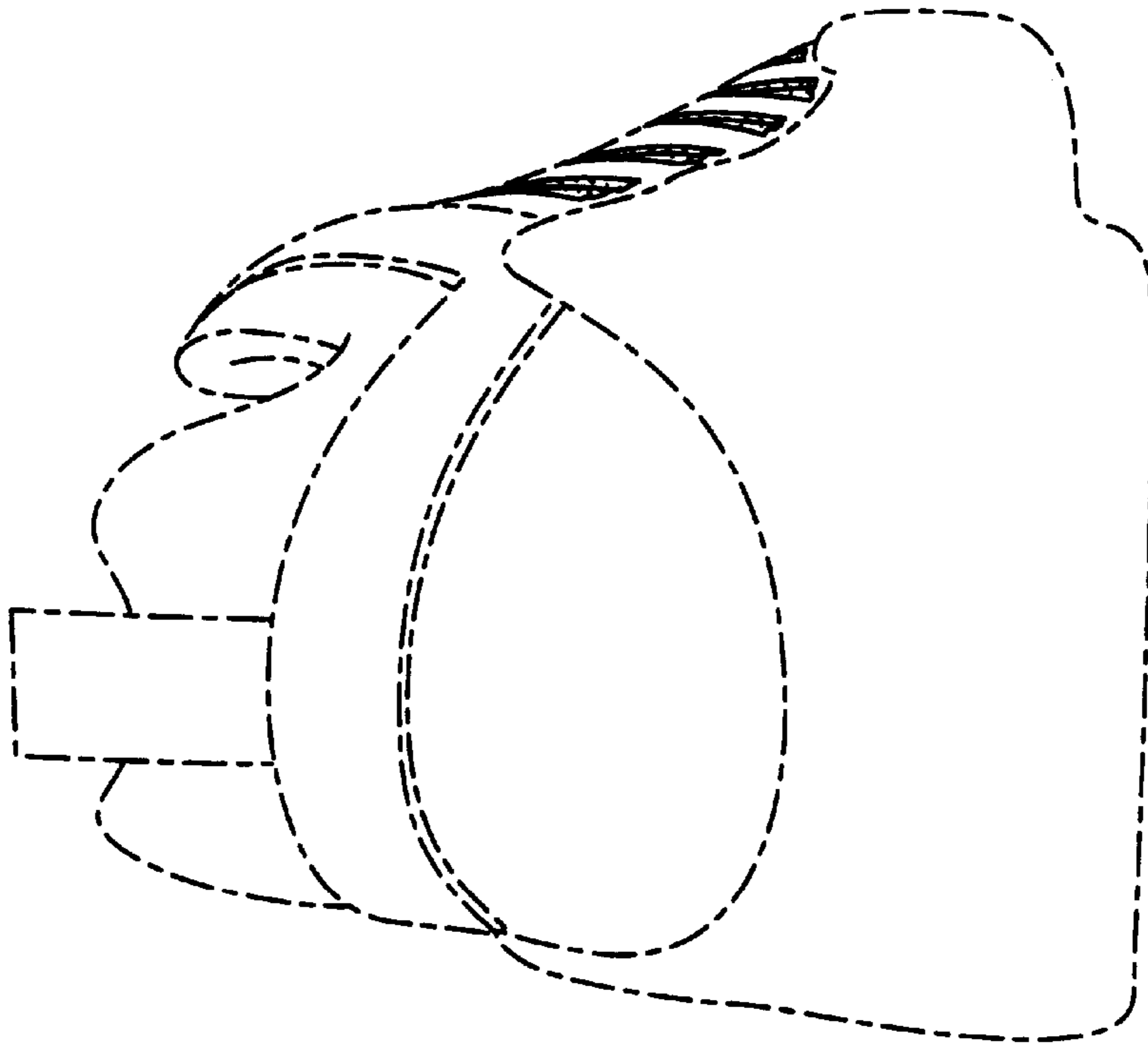


FIG. 4

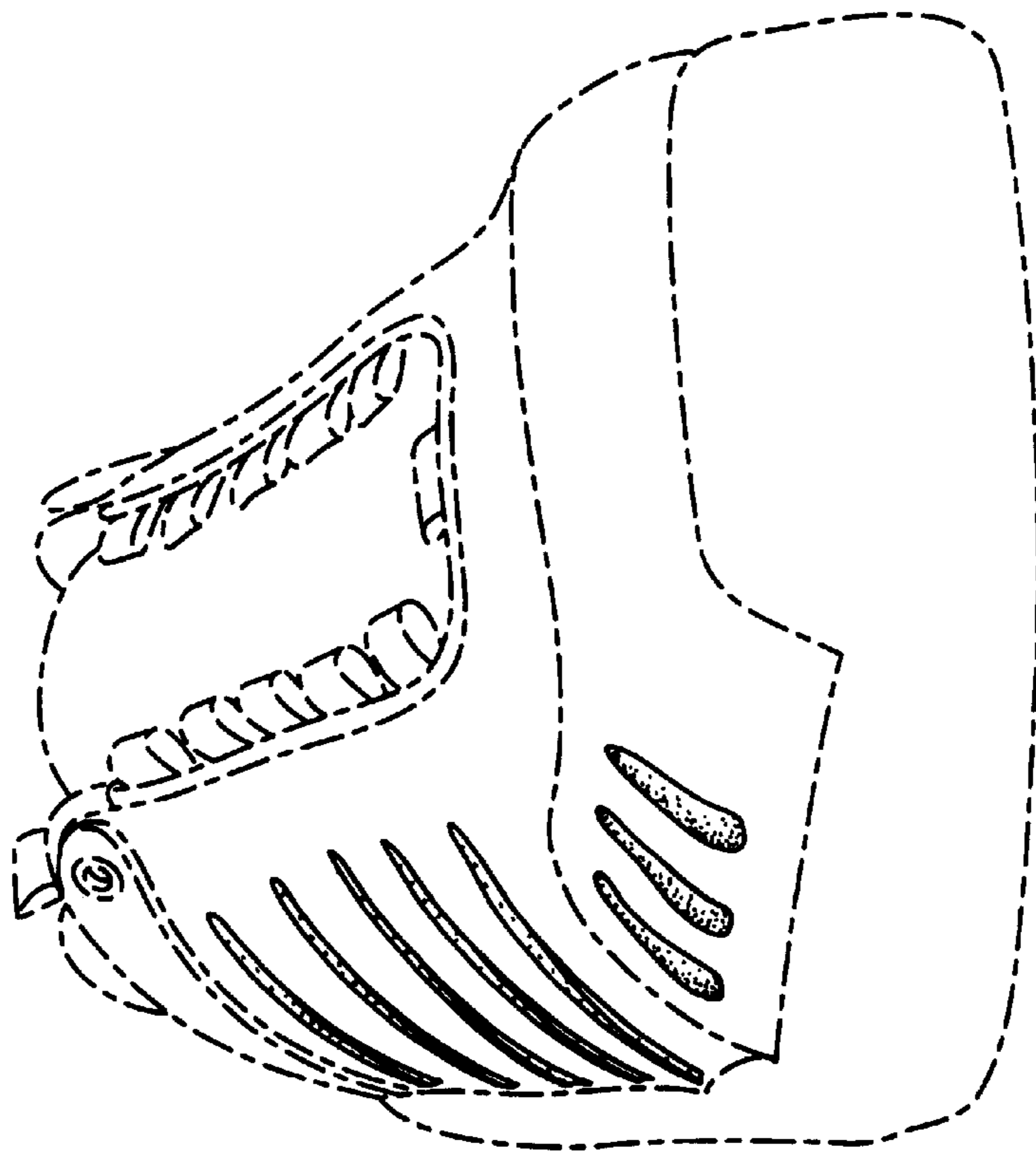


FIG. 5