



US00D427759S

# United States Patent [19] Hlavacs

[11] **Patent Number: Des. 427,759**  
[45] **Date of Patent: \*\* Jul. 11, 2000**

[54] **ELEMENT FOR A SHOE UPPER**

[75] Inventor: **John Hlavacs**, Portland, Oreg.

[73] Assignee: **Nike, Inc.**, Beaverton, Oreg.

[\*\*] Term: **14 Years**

[21] Appl. No.: **29/117,419**

[22] Filed: **Jan. 27, 2000**

[51] **LOC (7) Cl.** ..... **02-99**

[52] **U.S. Cl.** ..... **D2/972**

[58] **Field of Search** ..... D2/896, 902, 907,  
D2/943, 944, 969, 972, 973; 36/45, 50.1,  
51, 77 M, 77 R, 83, 88, 89, 113, 114, 126-130

[56] **References Cited**

**U.S. PATENT DOCUMENTS**

- D. 311,637 10/1990 Hatfield .
- D. 382,101 8/1997 Teague .
- D. 382,693 8/1997 Avar .
- D. 383,561 9/1997 Tresser .
- D. 385,095 10/1997 Avar et al. .
- D. 386,590 11/1997 Cass .
- D. 386,604 11/1997 Cass .
- D. 388,682 1/1998 Hudson .
- D. 391,050 2/1998 Morris .
- D. 406,688 3/1999 Winters et al. .
- D. 407,205 3/1999 Lozano .
- D. 407,548 4/1999 Holmes .
- D. 409,827 5/1999 Holmes .
- D. 412,235 7/1999 Taylor et al. .
- D. 413,194 8/1999 Cooper .
- D. 414,599 10/1999 Doxey ..... D2/972
- D. 415,883 11/1999 Kozo .
- D. 415,884 11/1999 Kozo .
- D. 417,948 12/1999 Cooper .
- D. 423,207 4/2000 Selbiger ..... D2/972
- 1,095,213 5/1914 Johnson .

**OTHER PUBLICATIONS**

Nike Fall 1995 Footwear Catalog, p. 9, published Nov. 1994.  
 Nike Spring 1997 Footwear Catalog, pp. 93,131 and 132 published Jun. 1996.  
 Nike Fall 1997 Footwear Catalog, p. 7, published Dec. 1996.  
 Nike Late Spring 1999 Footwear Catalog, p. M49 published Sep. 1998.  
 Nike Spring 1999 Footwear Catalog, p. W37 published Jun. 1998.  
 Nike Fall 1999 Footwear Catalog, pp. M9 and W21 published Dec. 1998.  
 Nike Spring 2000 Footwear Catalog, pp. 46 and 51 published Jul. 1999.  
 Nike Fall 2000 Footwear Catalog, p. 10 published Nov. 1999.

*Primary Examiner*—Dominic Simone  
*Attorney, Agent, or Firm*—Banner & Witcoff, Ltd

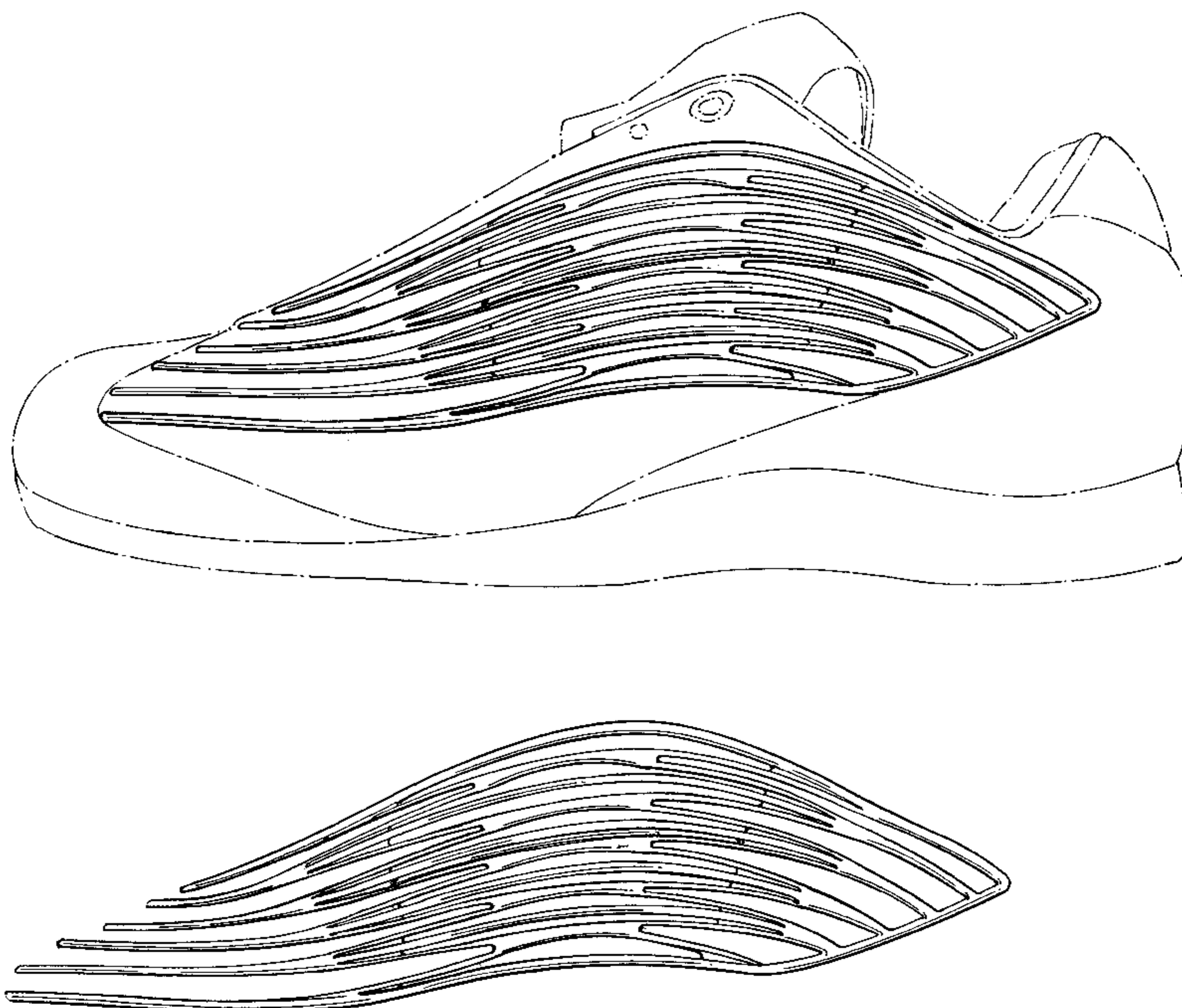
[57] **CLAIM**

The ornamental design for an element for a shoe upper, as shown and described.

**DESCRIPTION**

FIG. 1 is a side elevational view of an element for a shoe upper shown on a shoe showing my new design;  
 FIG. 2 is a perspective view thereof;  
 FIG. 3 is a front elevational view thereof;  
 FIG. 4 is a rear elevational view thereof;  
 FIG. 5 is a top plan view thereof; and,  
 FIG. 6 is a side elevational view thereof shown without the shoe.  
 The broken line representation of the shoe in FIGS. 1-5 is for illustrative purposes only and forms no part of the claimed design.

**1 Claim, 5 Drawing Sheets**



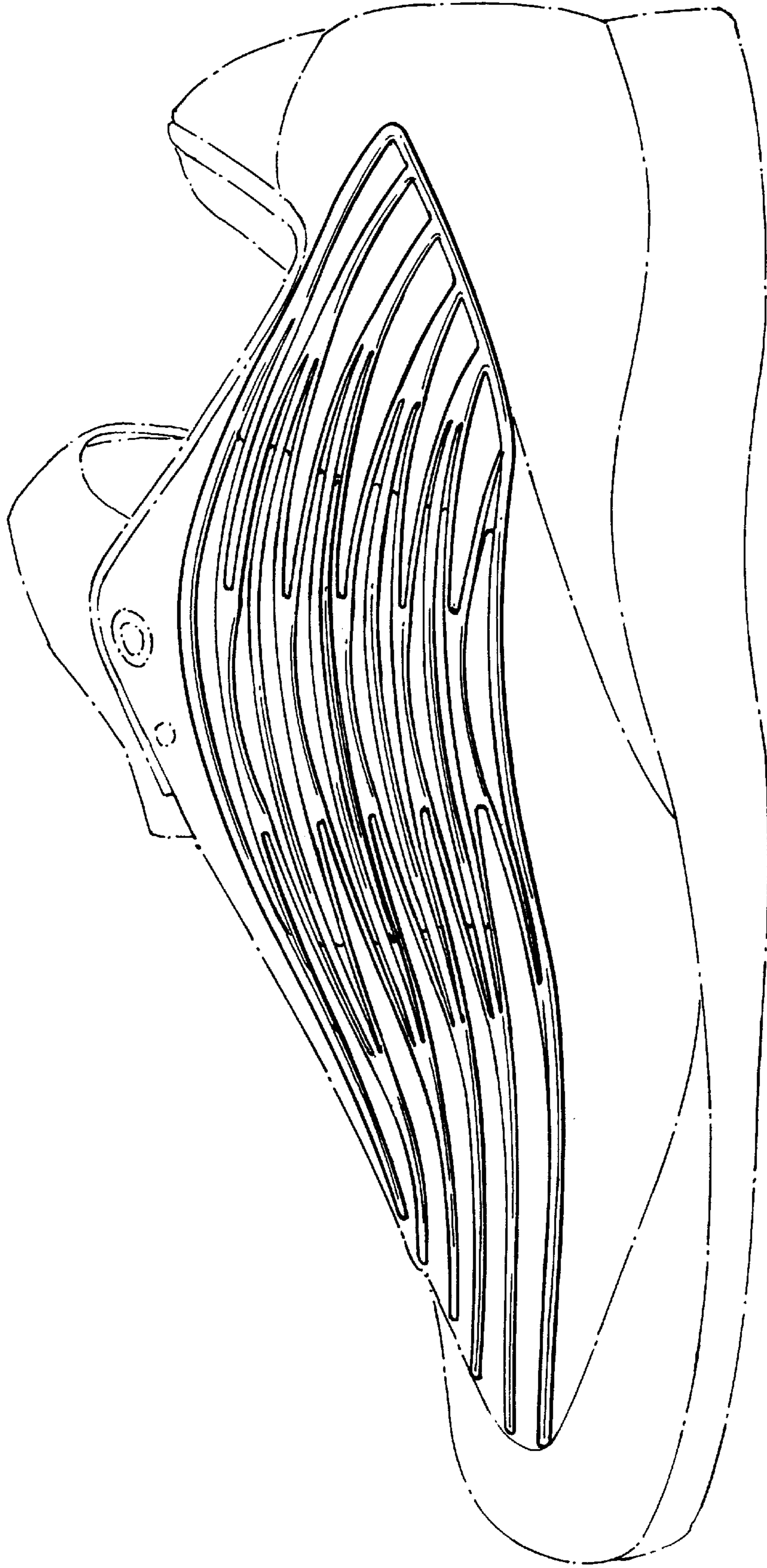


FIG. 1

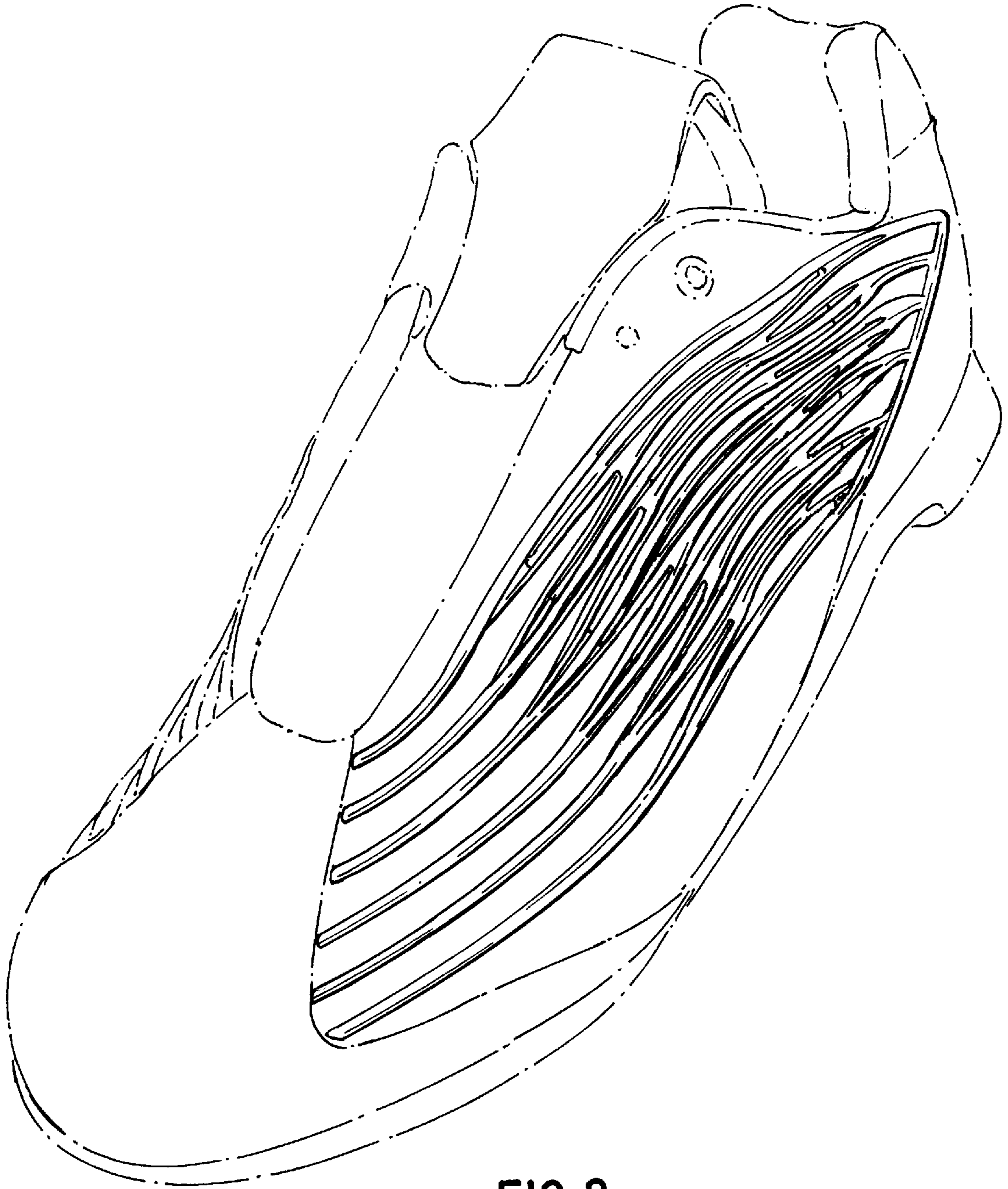


FIG. 2

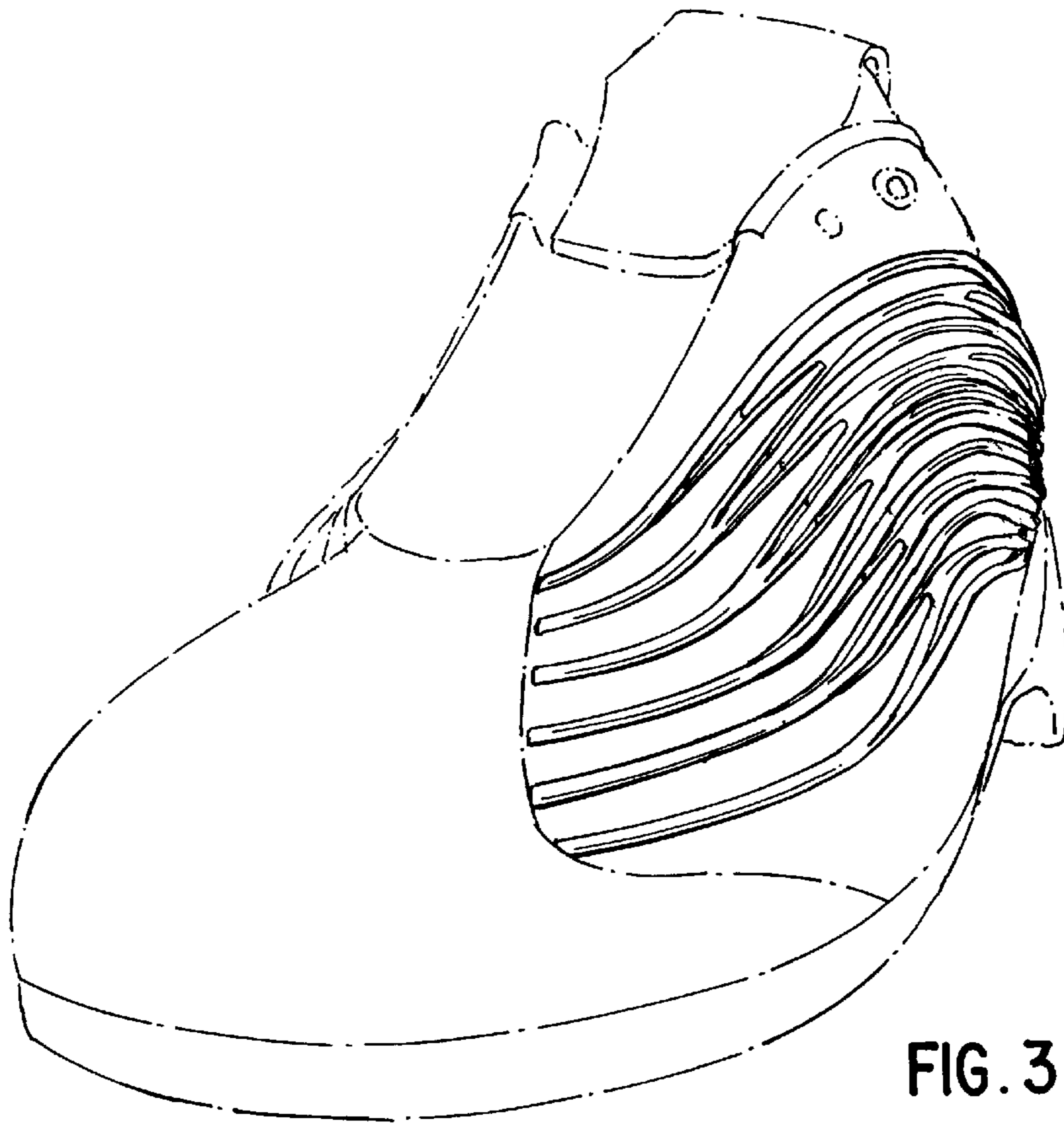


FIG. 3

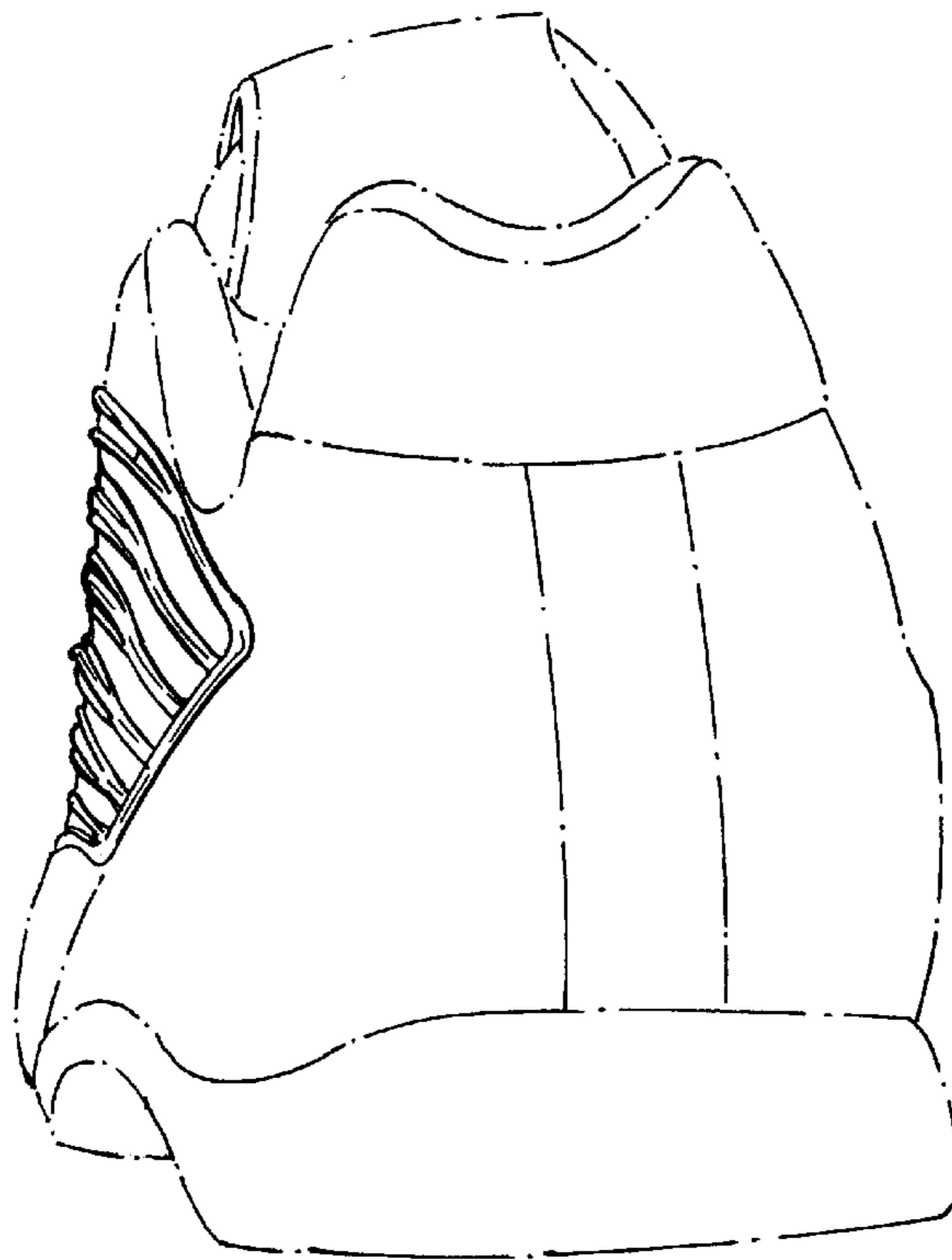


FIG. 4

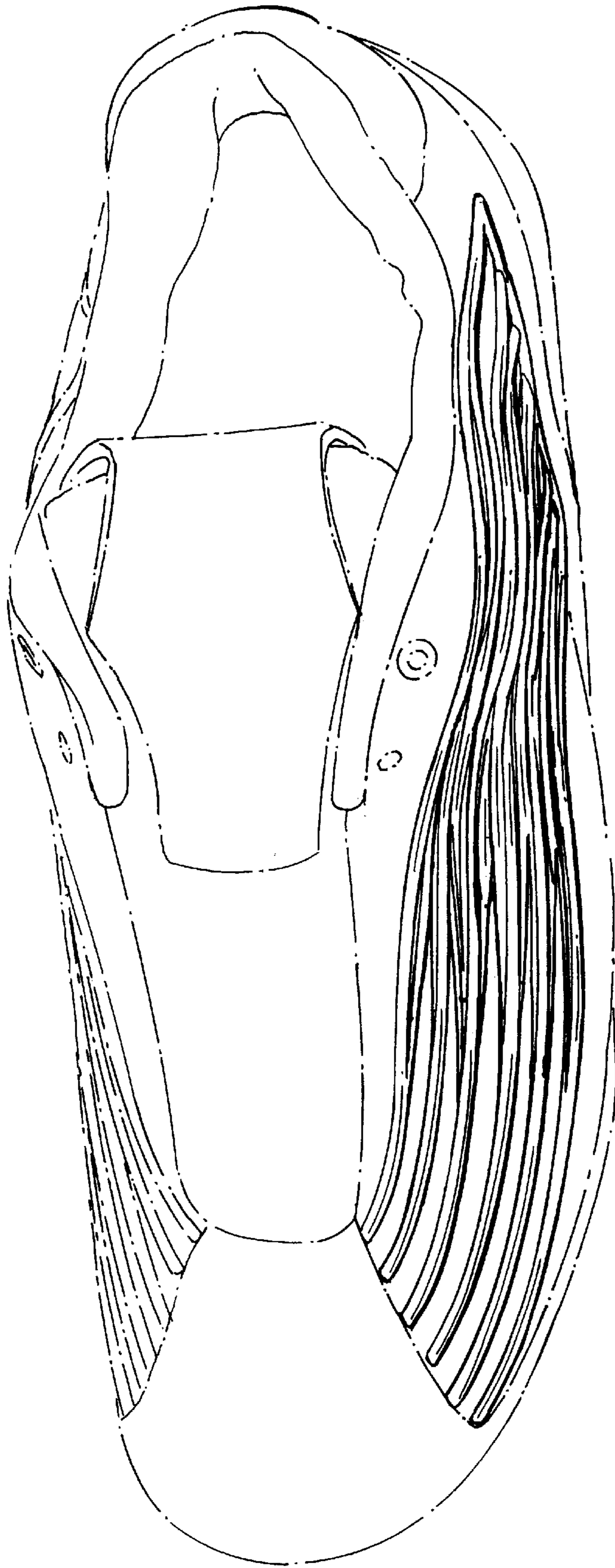


FIG. 5

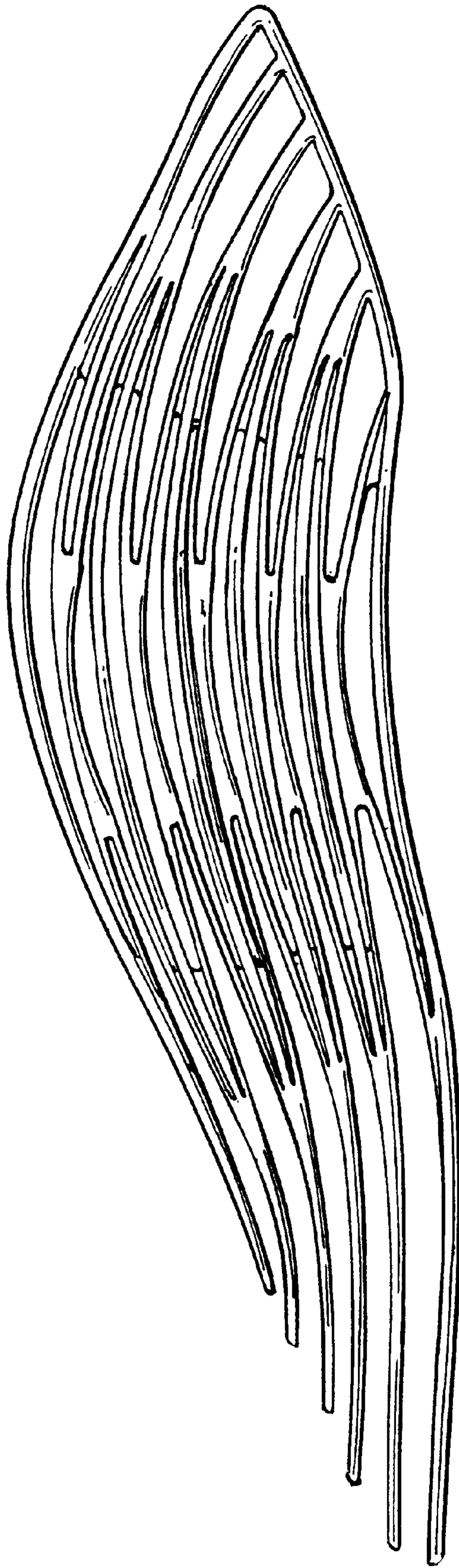


FIG. 6