



US00D427729S

United States Patent [19] Lopez

[11] Patent Number: Des. 427,729

[45] Date of Patent: ** Jul. 4, 2000

[54] GLOVE ATTACHMENT STRAP

[76] Inventor: Angel Lopez, 3045 Windy La., Bonita, Calif. 91902

[**] Term: 14 Years

[21] Appl. No.: 29/103,901

[22] Filed: Apr. 22, 1999

[51] LOC (7) Cl. 29-02

[52] U.S. Cl. D29/123

[58] Field of Search D2/610, 621, 623;
D29/113, 115-118, 122, 123; 2/16, 19-20,
158, 159, 160, 161.1, 161.2, 161.3, 161.4,
161.6, 161.7, 161.8, 123, 124, 170

[56] **References Cited**

U.S. PATENT DOCUMENTS

D. 387,503	12/1997	Ho	D2/610
2,794,638	6/1957	Risher et al.	2/16
4,065,813	1/1978	Hudson	2/19
4,371,983	2/1983	Piotti, Jr.	2/19
4,541,127	9/1985	Gould	2/19
5,031,238	7/1991	Hayes	2/19
5,064,198	11/1991	Szabo	273/189
5,214,798	6/1993	McLaughlin	2/160
5,298,001	3/1994	Goodson	2/161.1

5,323,754	6/1994	Pittman et al.	2/170
5,457,819	10/1995	Aoki	2/19
5,839,124	11/1998	Tilton	2/161.1
5,850,633	12/1998	Lovin	2/19
5,873,130	2/1999	Lafferty	2/16

Primary Examiner—Louis S. Zarfes
Assistant Examiner—Robert A. Delehanty
Attorney, Agent, or Firm—Gary L. Eastman

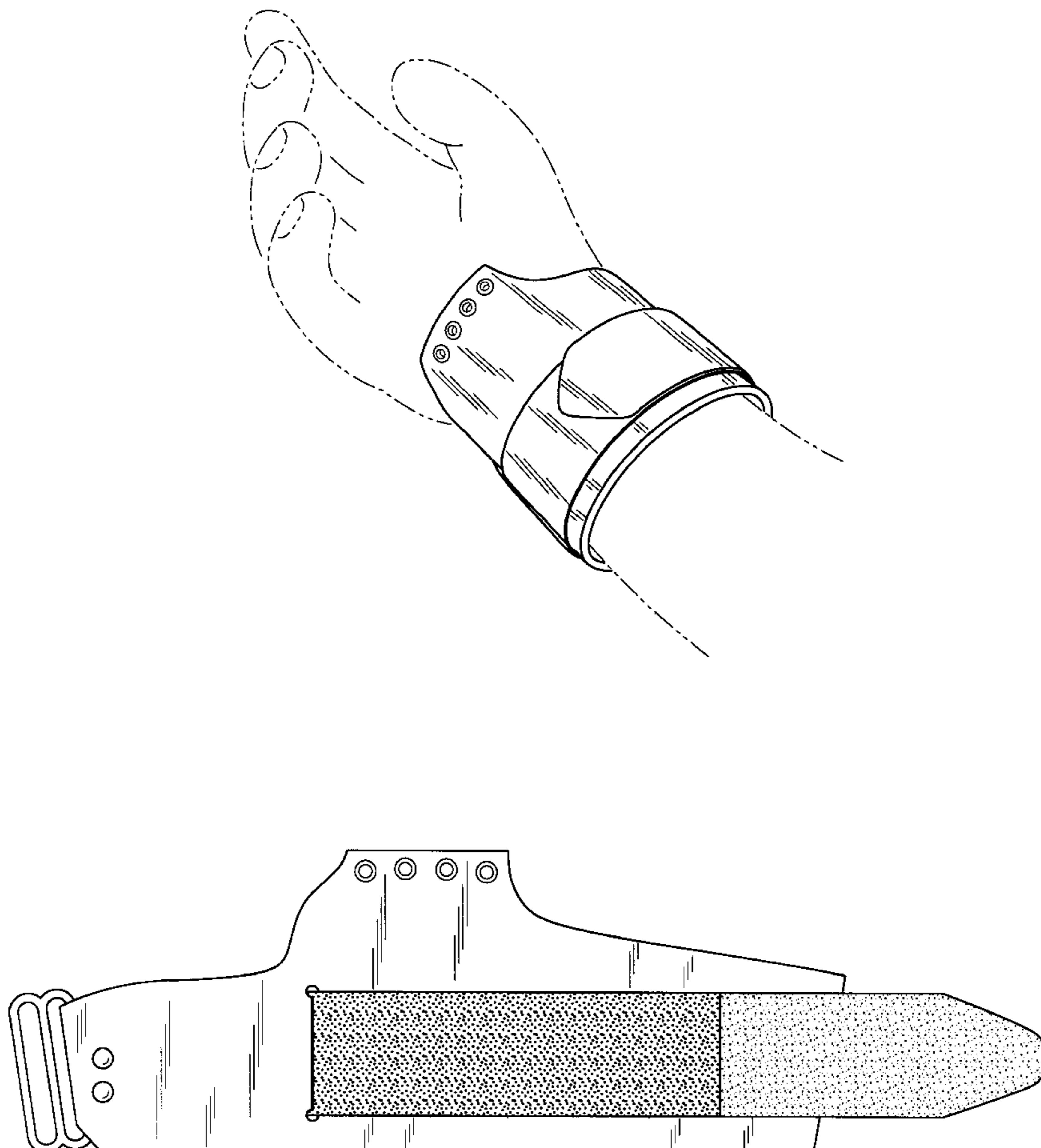
[57] **CLAIM**

The ornamental design for a glove attachment strap, as shown and described.

DESCRIPTION

FIG. 1 is a perspective view of a glove attachment strap shown in condition of use on a human wrist, it being understood that the broken line showing of a human wrist is for illustrative purposes only and form no part of the claimed design;
FIG. 2 is a front elevation view thereof shown in an unwrapped position;
FIG. 3 is a top plan view thereof;
FIG. 4 is a rear view thereof;
FIG. 5 is a bottom plan view thereof;
FIG. 6 is a left side view thereof; and,
FIG. 7 is a right side view thereof.

1 Claim, 2 Drawing Sheets



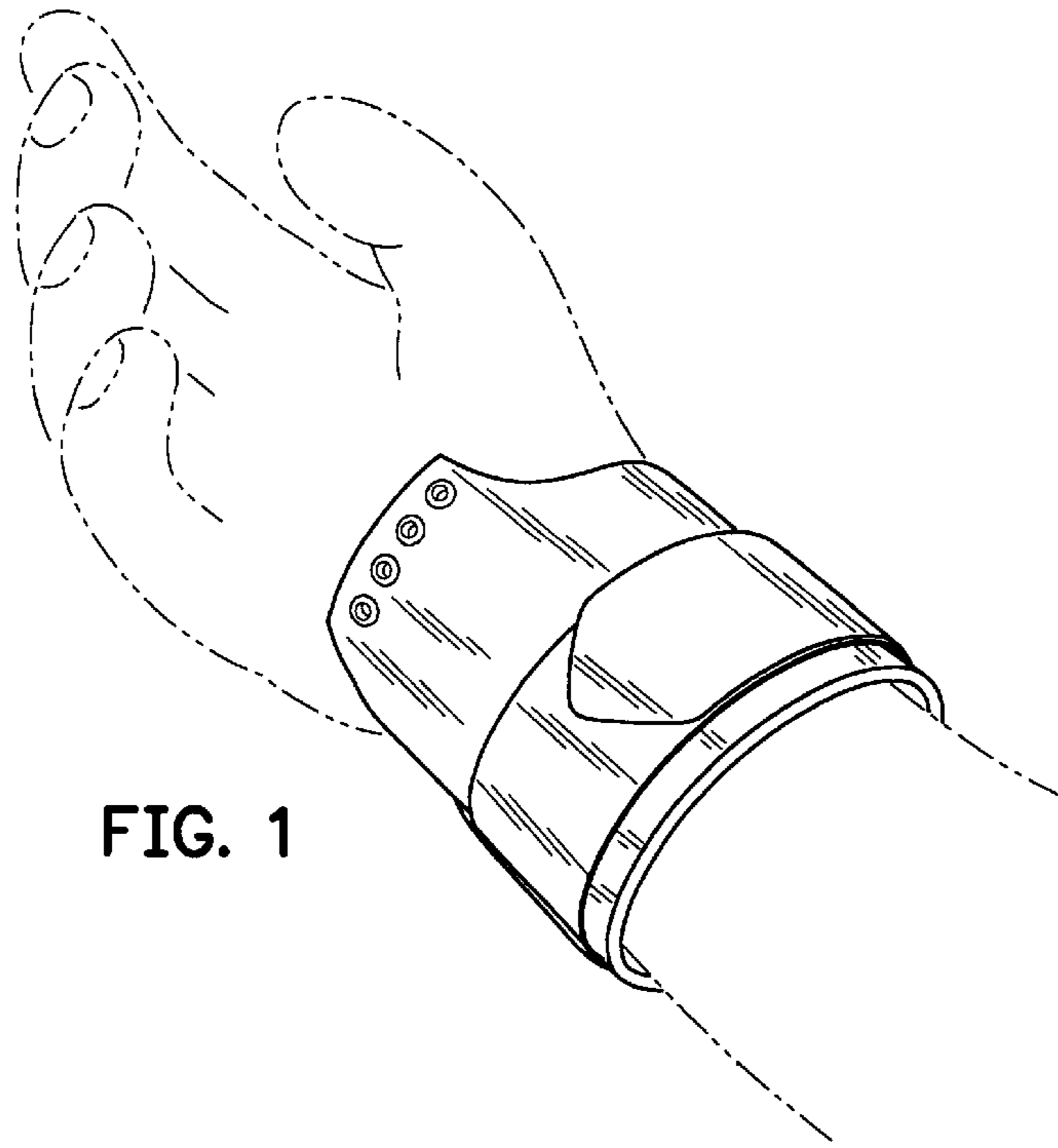


FIG. 1

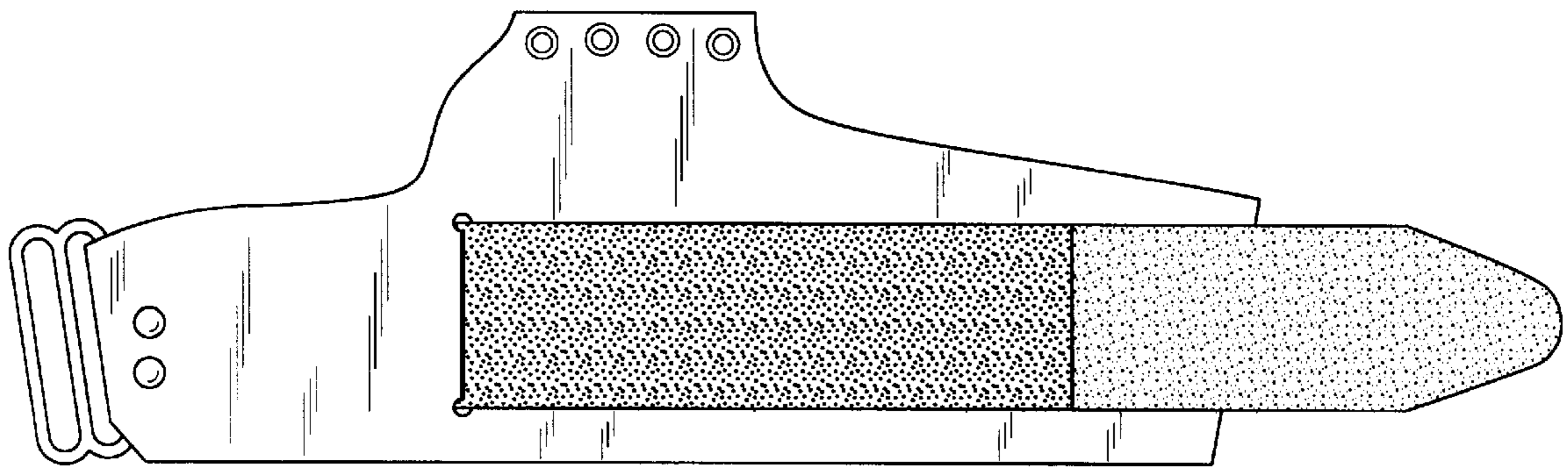


FIG. 2

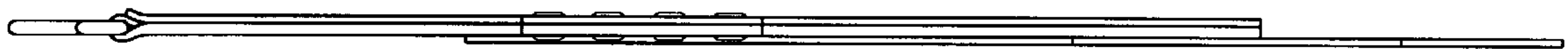


FIG. 3

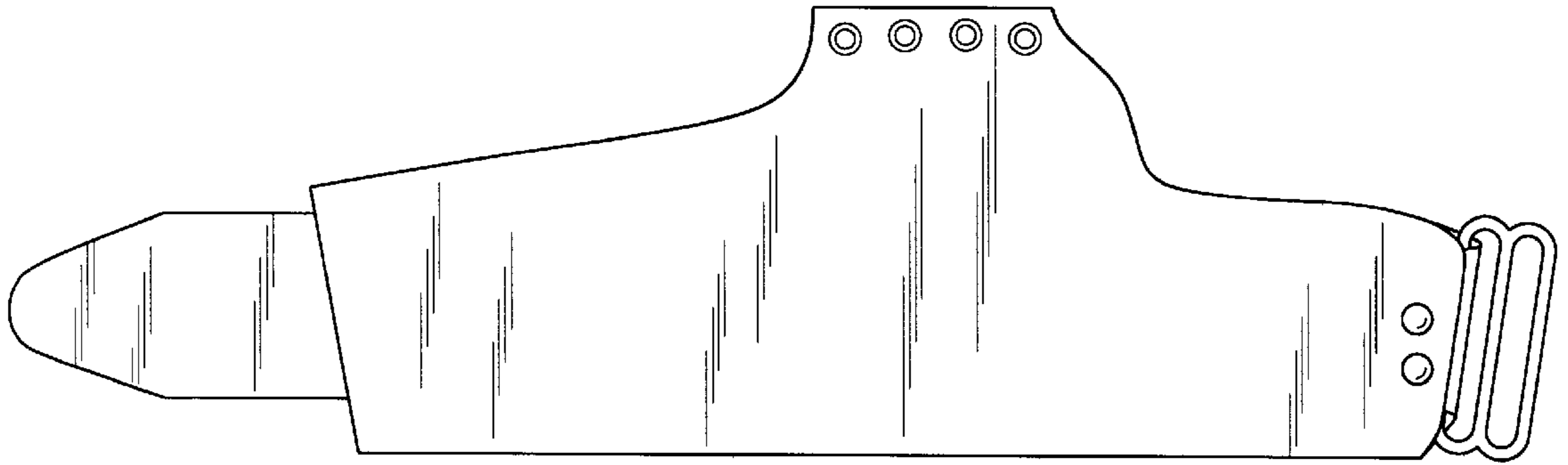


FIG. 4

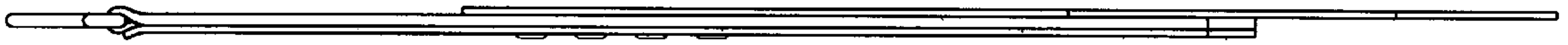


FIG. 5



FIG. 6



FIG. 7