



US00D427726S

United States Patent [19]

Cruz et al.

[11] Patent Number: Des. 427,726
[45] Date of Patent: ** Jul. 4, 2000

[54] HAIR DRYER MOUNTING BRACKET

[75] Inventors: Anthony V. Cruz; Brian J. O Flynn,
both of Richmond, Va.

[73] Assignee: Hamilton Beach/Proctor-Silex, Inc.,
Glen Allen, Va.

[**] Term: 14 Years

[21] Appl. No.: 29/104,414

[22] Filed: May 4, 1999

[51] LOC (7) Cl. 28-03

[52] U.S. Cl. D28/73; D28/18

[58] Field of Search D6/553; D8/373;
D28/12, 18, 73; 34/90, 91, 96-99, 283;
211/89.01; 248/126, 314, 674

[56] References Cited

U.S. PATENT DOCUMENTS

D. 372,189	7/1996	Andis et al. .
3,293,528	12/1966	Rosen et al. .
3,964,708	6/1976	Reeves .
4,493,975	1/1985	Yamamoto .
4,659,907	4/1987	Andis et al. .
4,802,287	2/1989	Chen .
4,910,385	3/1990	Shye-Long .
5,411,237	5/1995	Dougherty .
5,590,475	1/1997	Andis .

OTHER PUBLICATIONS

Four page photocopy of Use and Care instructions for
Sunbeam Wall Mount 1500 Watt Hair Dryer Model 1626-40
published 1998 by Sunbeam Corporation.

Front and rear covers and p. 220 of Best "General Merchandise Catalog 1990/1991".

Front and rear cover and p. 288 and 289 of Service Merchandise "1996/1997 Jewwelry Gift and Home Catalog".

One page photocopy of three photographs dated May 15, 1998 of Conair 1600 hair dryer and mounting bracket admitted to be prior art.

See Information Disclosure Statement regarding offer for sale less than one year prior to filing of present application.

Primary Examiner—Terry A. Wallace

Attorney, Agent, or Firm—Roger S. Dybvig

[57] CLAIM

The ornamental design for hair dryer mounting bracket, as shown and described.

DESCRIPTION

FIG. 1 is a perspective view as seen from the top, front and left side of a hair dryer mounting bracket showing our new design;

FIG. 2 is a left side elevational view thereof, the right side elevational view being a mirror image of the left side elevational view;

FIG. 3 is a top plan view thereof;

FIG. 4 is a front elevational view thereof; and,

FIG. 5 is a bottom plan view thereof.

The rear elevational view of the hair dryer mounting bracket has been omitted as the rear is not visible during normal use. The broken lines in FIG. 2 showing a hair dryer are used for illustrative purposes only and form no part of the claimed design.

1 Claim, 2 Drawing Sheets

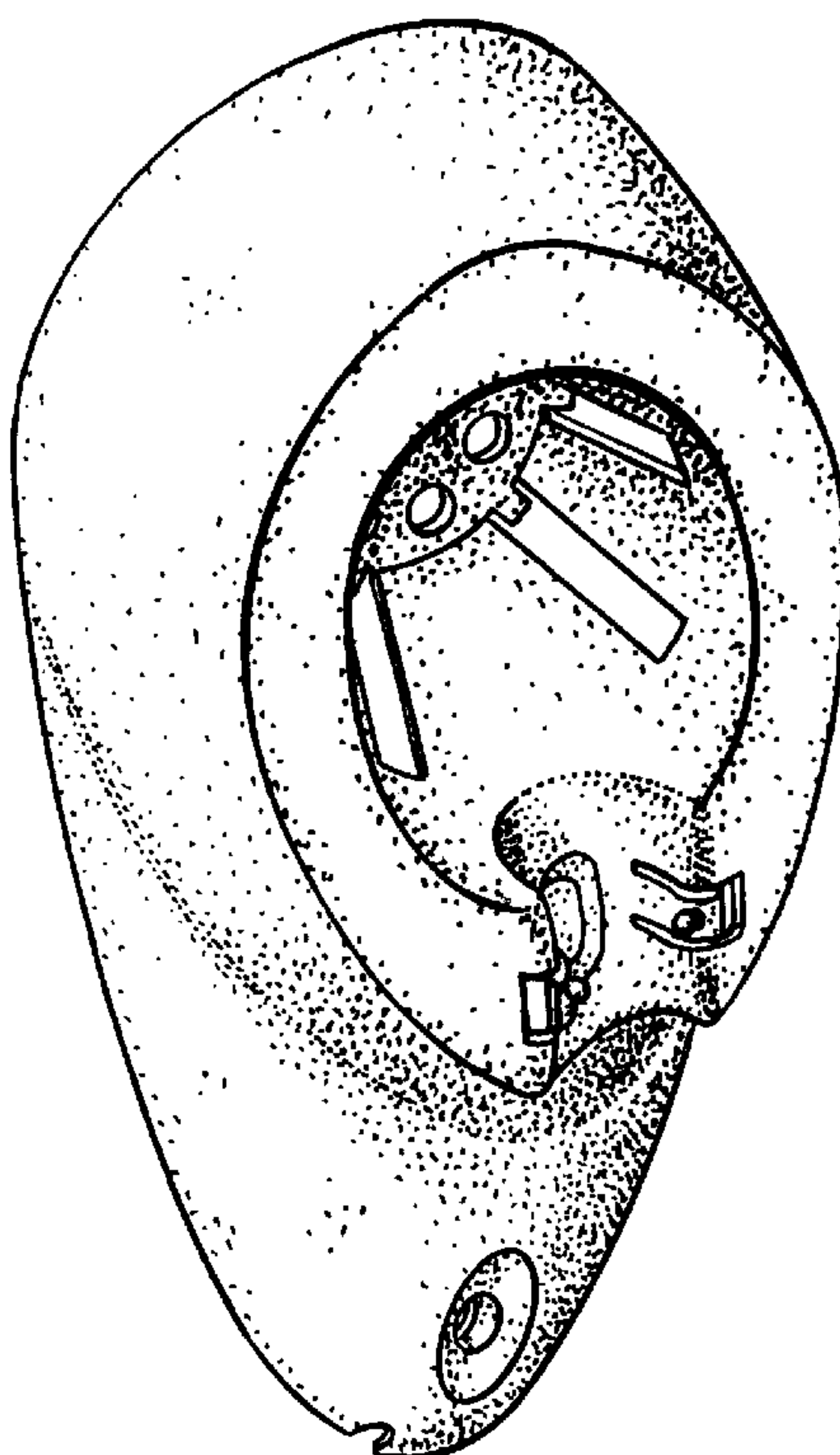


FIG-1

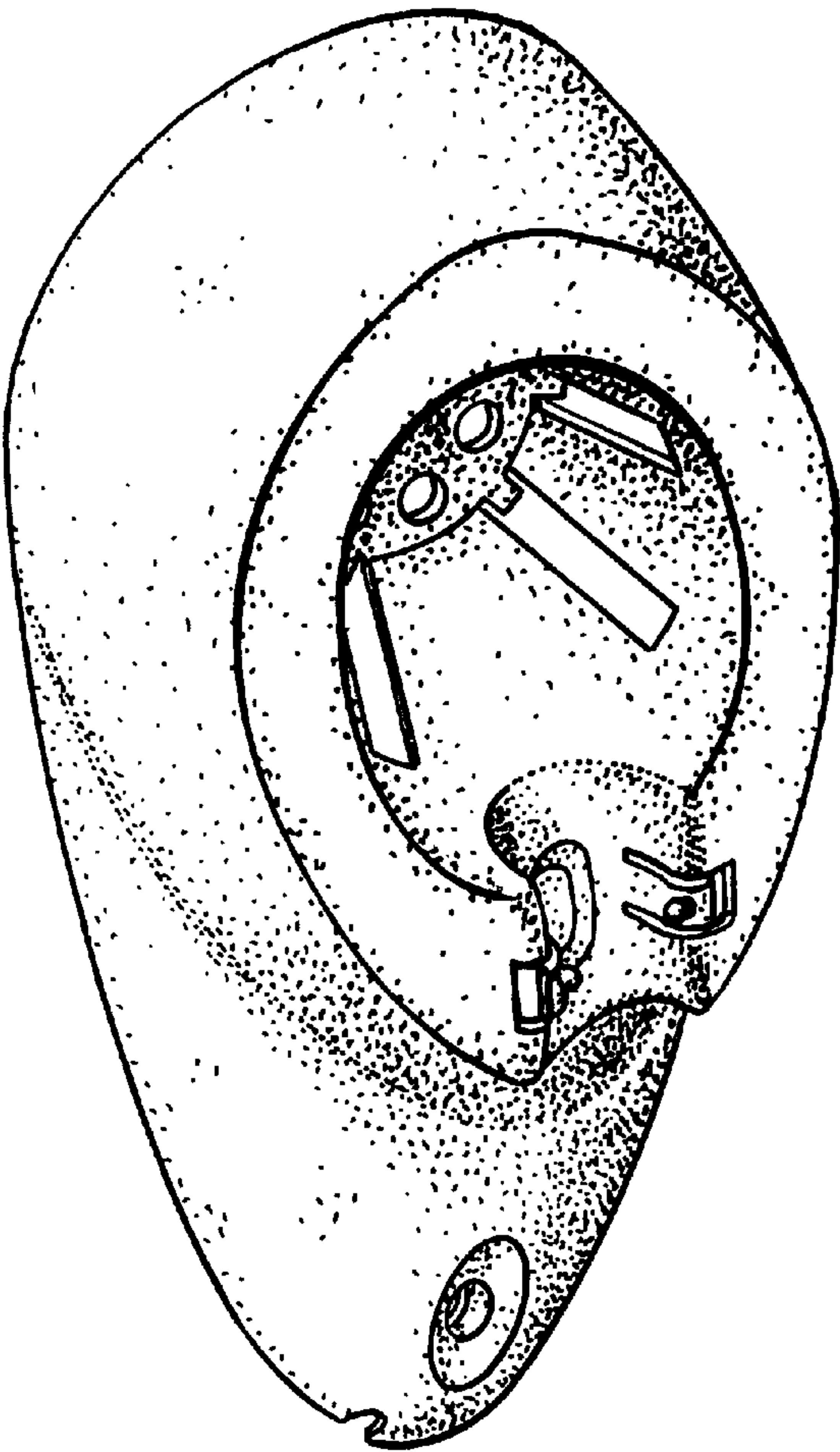


FIG-2

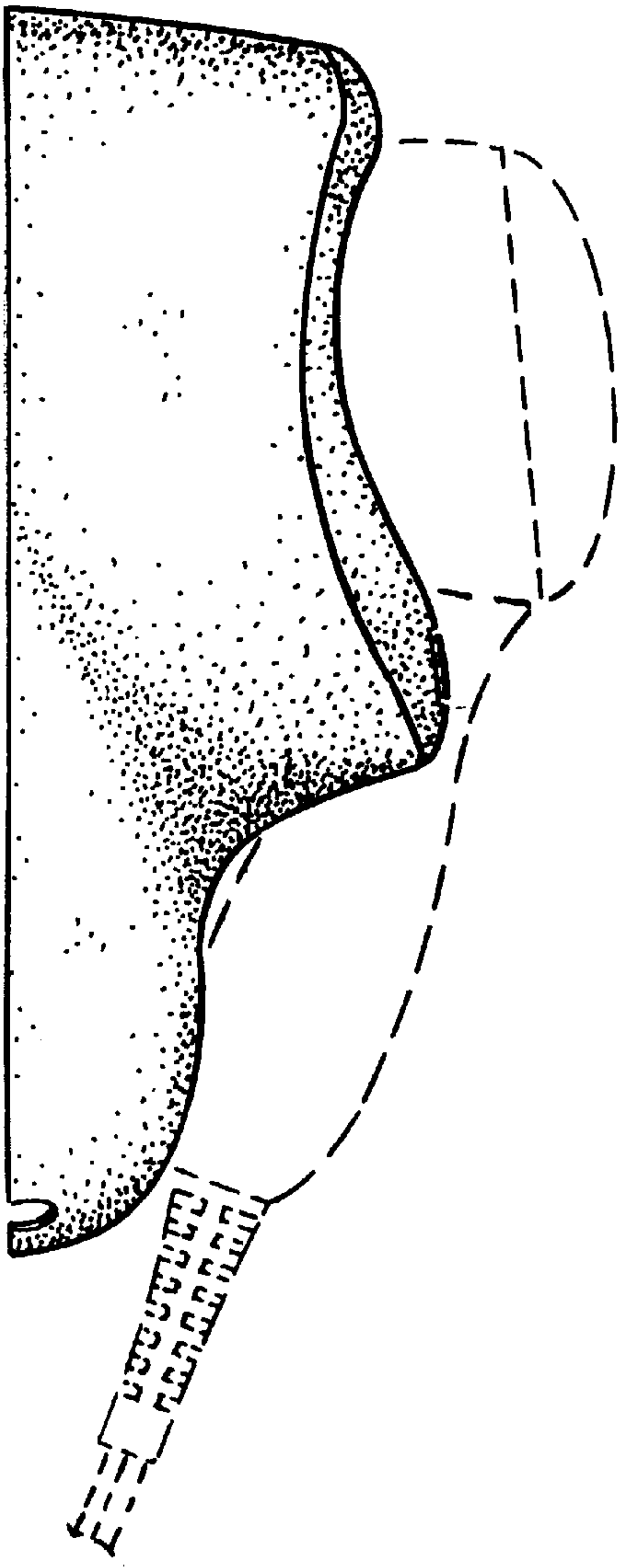


FIG-3

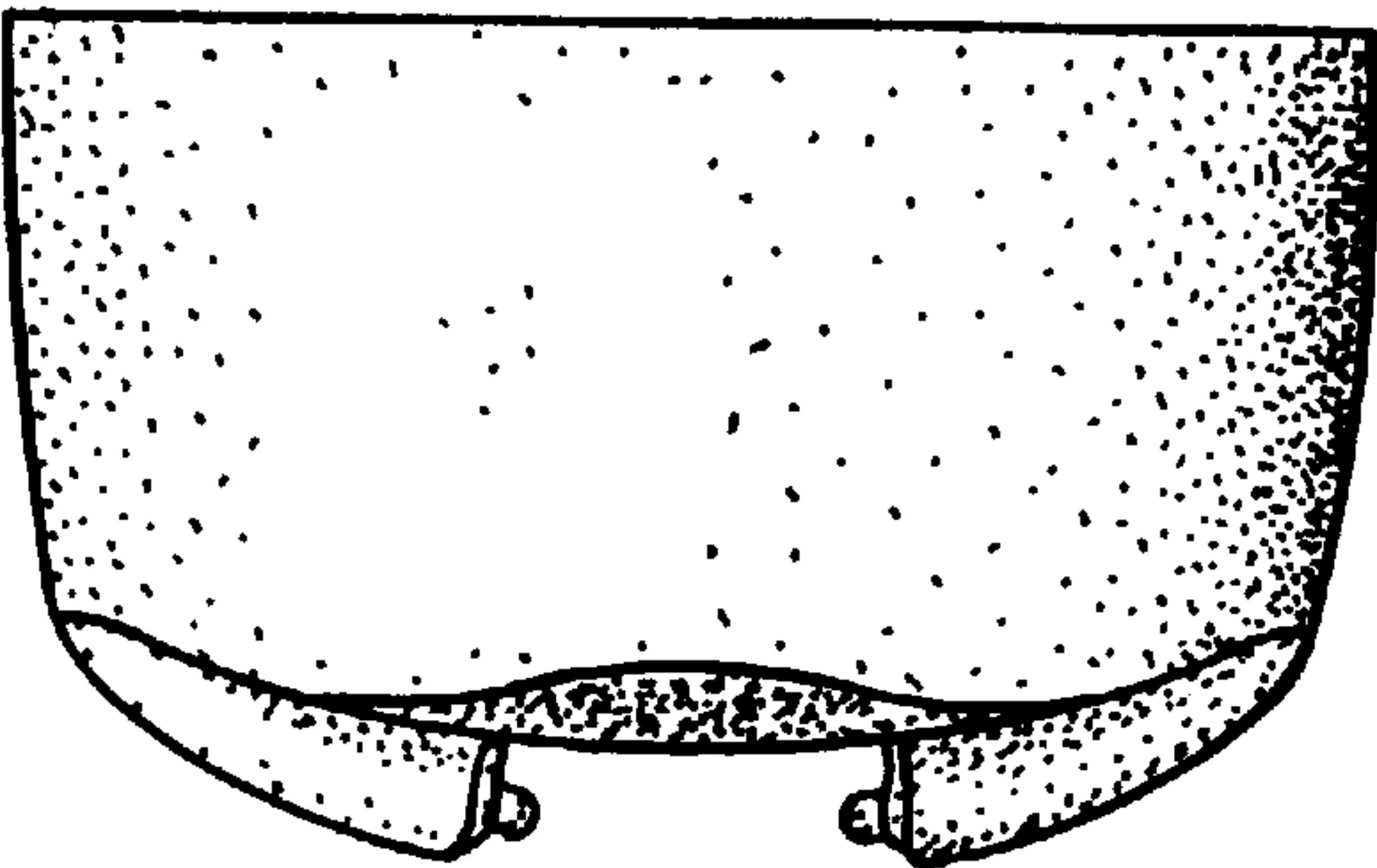


FIG-4

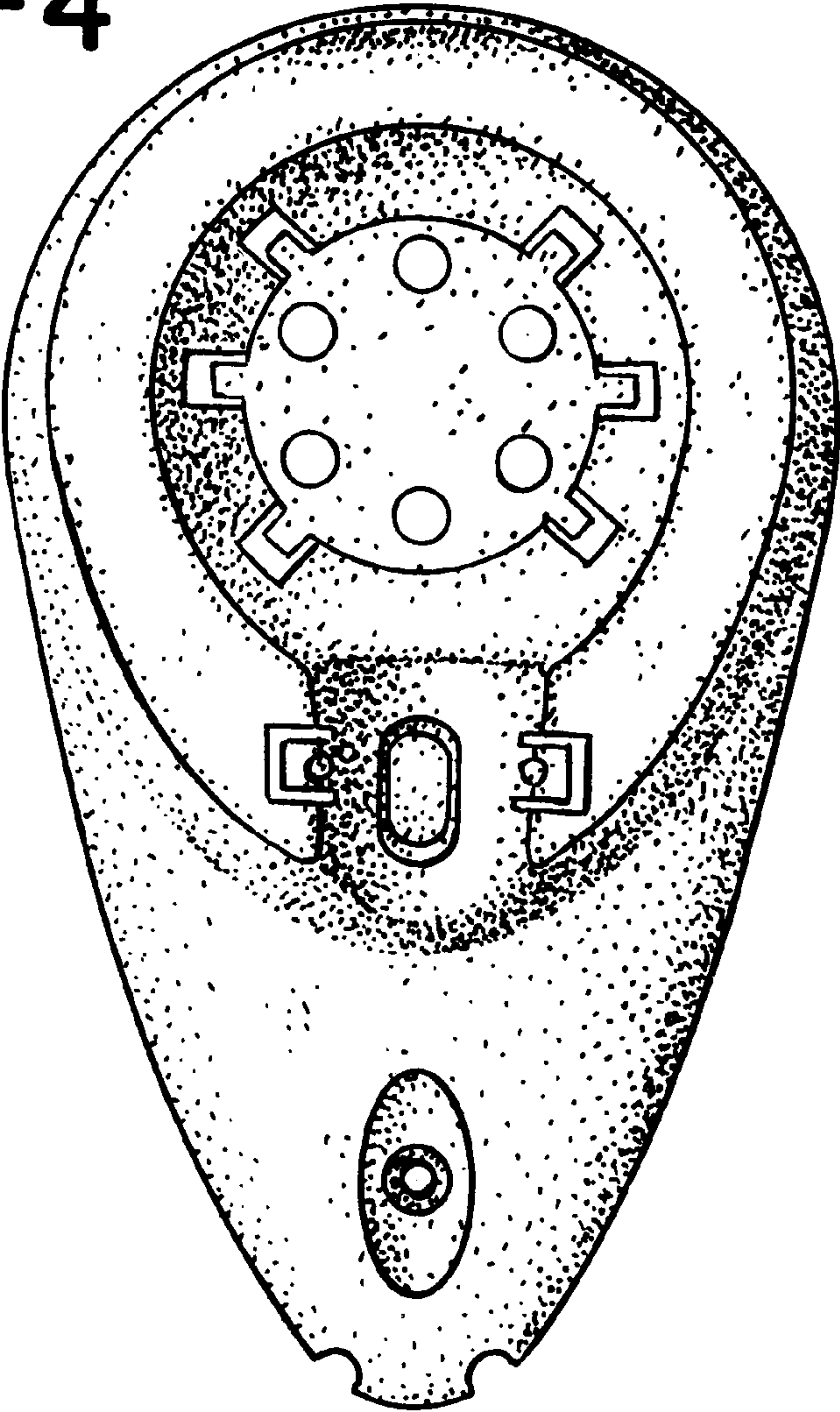


FIG-5

