



US00D427725S

United States Patent [19] Cheung

[11] Patent Number: **Des. 427,725**

[45] Date of Patent: **** Jul. 4, 2000**

[54] **HAIR ROLLER BALL**

[76] Inventor: **Chi Kong Jeremy Cheung**, Flat F, 12th Floor, Block 4, Beacon Heights, 4 Lung Ping Road, Kowloon, The Hong Kong Special Administrative Region of the People's Republic of China

[**] Term: **14 Years**

[21] Appl. No.: **29/085,382**

[22] Filed: **Mar. 23, 1998**

[51] **LOC (7) Cl.** **28-03**

[52] **U.S. Cl.** **D28/37**

[58] **Field of Search** D28/35, 37; 132/223, 132/226-229, 233, 237-239, 245-269

[56] **References Cited**

U.S. PATENT DOCUMENTS

D. 200,684	3/1965	Light	D28/37
D. 336,542	6/1993	Barradas	D28/37
404,501	6/1889	Pfanne	132/253
2,555,933	6/1951	Renstrom	132/247
3,123,080	3/1964	Brenn-Albertoni	132/262

3,422,823	1/1969	Marforio	132/262
3,987,805	10/1976	Schuster	132/262
4,291,714	9/1981	Mariani	132/266
5,515,874	5/1996	Denebeim	132/226
5,711,323	1/1998	Denebeim	132/269 X
5,765,575	6/1998	Denebeim	132/227 X

Primary Examiner—Ted Shooman
Assistant Examiner—C Tuttle
Attorney, Agent, or Firm—Harold L. Novick; Nath & Associates

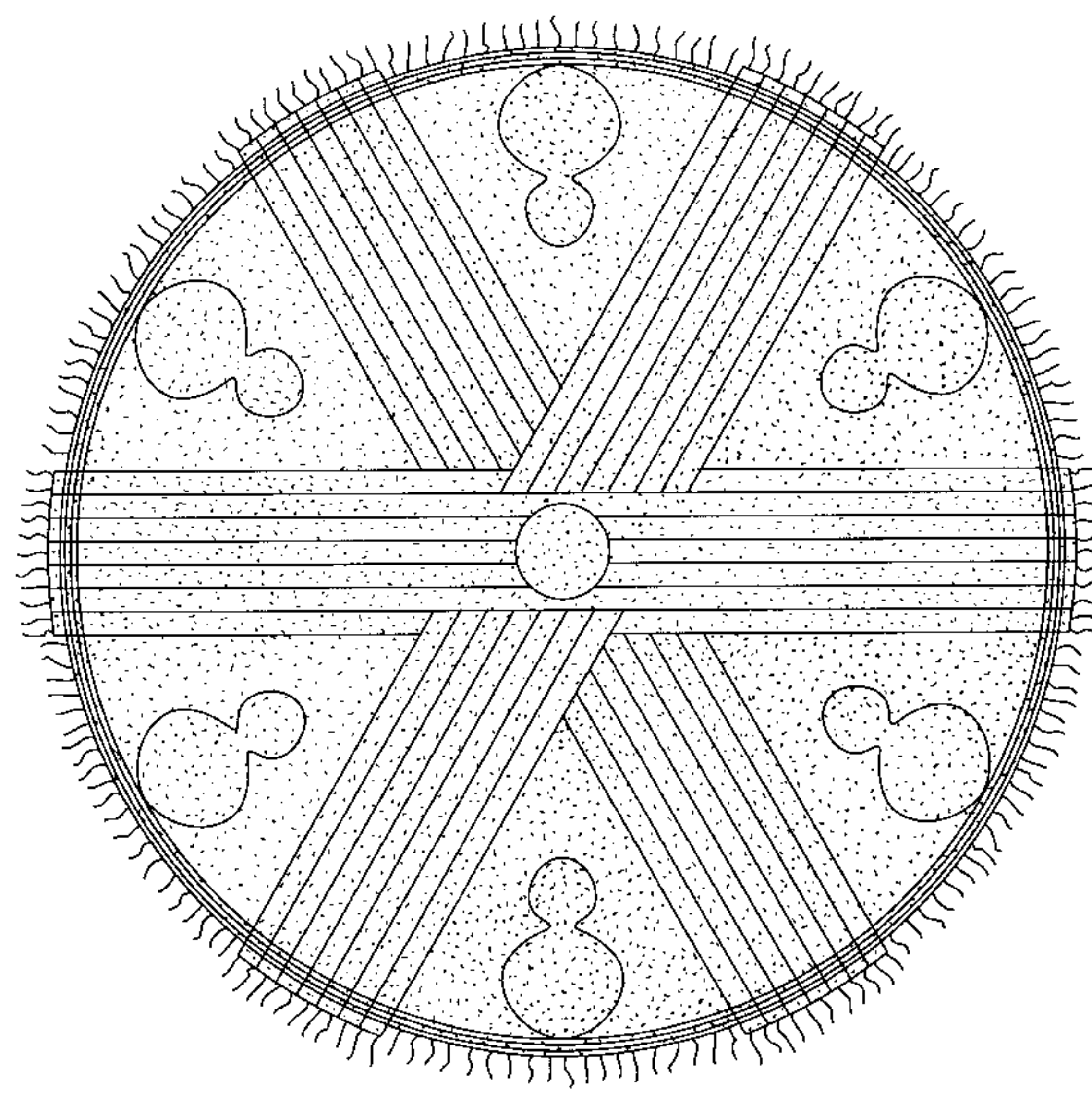
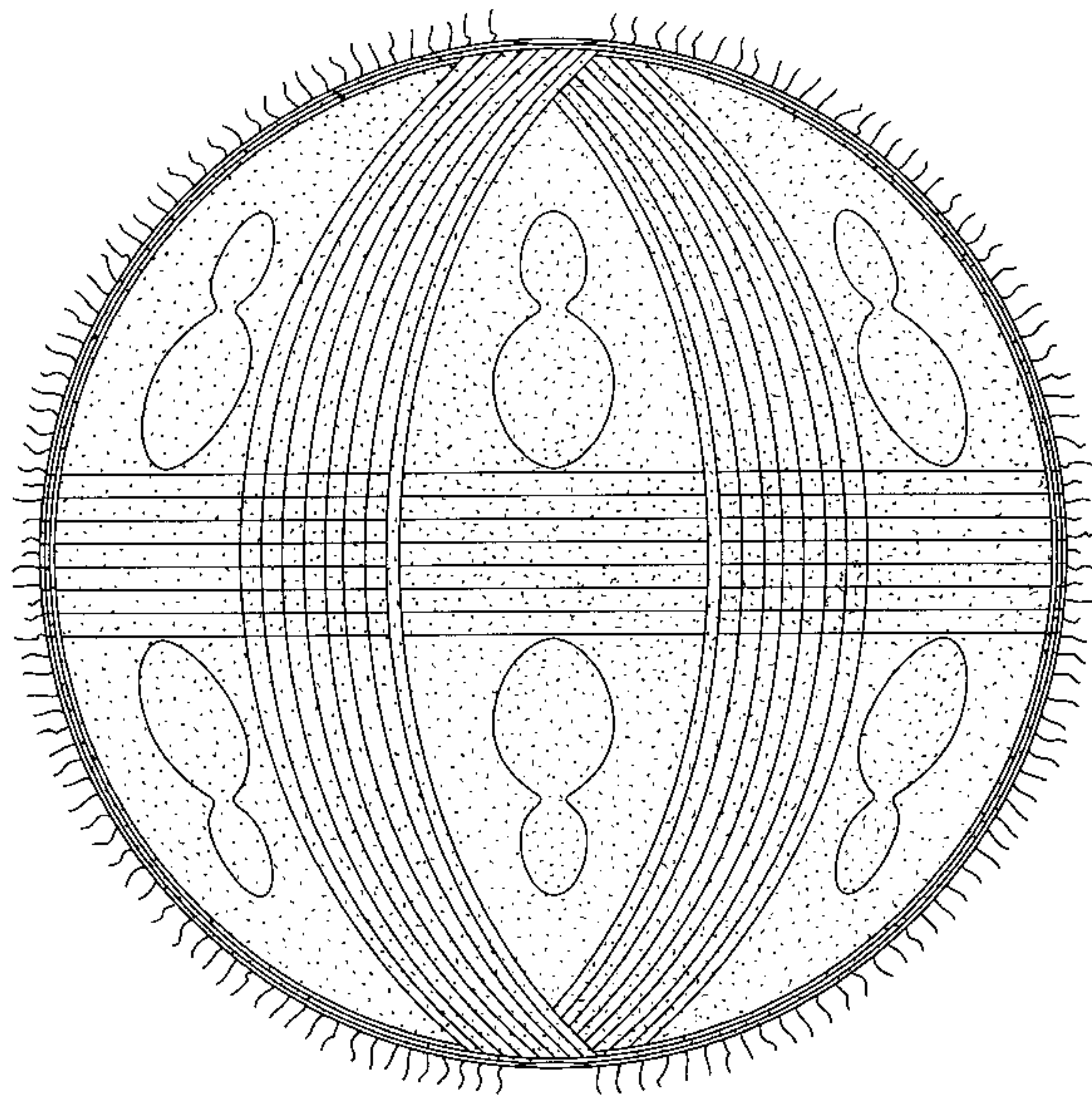
[57] **CLAIM**

The ornamental design for a hair roller ball, as shown and described.

DESCRIPTION

FIG. 1 is a front elevational view showing my new design for a hair roller ball, the rear view appearing the same; and wherein each of the lines shown represents a row of fastening filaments such as those shown on the periphery of the FIGURE; and,
FIG. 2 is a top plan view thereof, the bottom plan view appearing the same.

1 Claim, 2 Drawing Sheets



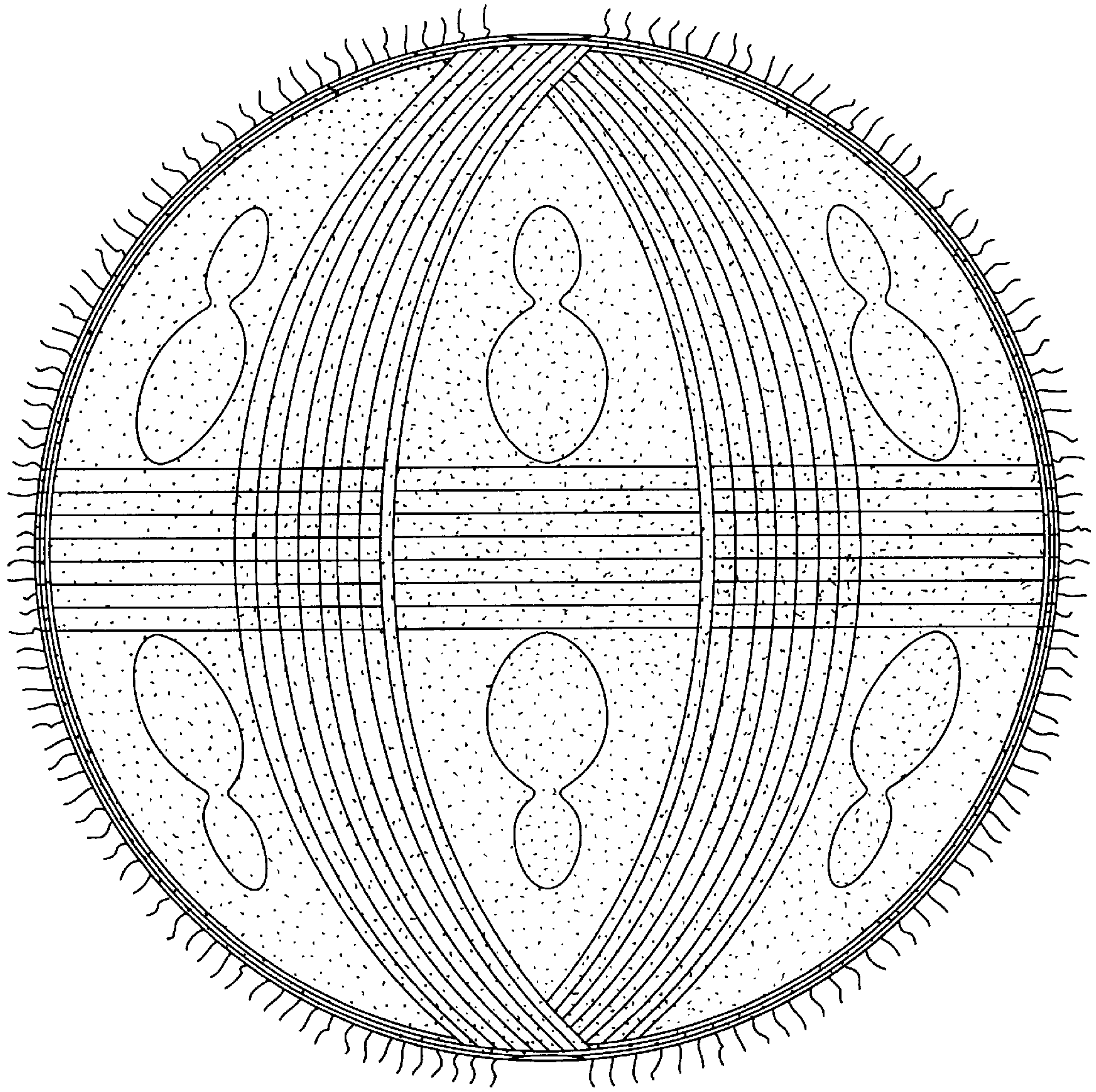


FIG. 1




FIG. 2