



US00D427720S

United States Patent [19]
Mitrani

[11] **Patent Number: Des. 427,720**
[45] **Date of Patent: ** Jul. 4, 2000**

[54] **THREE DIMENSIONAL MOLDED TRIM FOR UTILITY OPENINGS IN BUILDING STRUCTURES**

[76] Inventor: **Joseph Mitrani**, 9 Haelig Ct., Bridgewater, N.J. 08870

[**] Term: **14 Years**

[21] Appl. No.: **29/108,272**

[22] Filed: **Jul. 23, 1999**

[51] **LOC (7) Cl.** **26-99**

[52] **U.S. Cl.** **D26/152; D8/352**

[58] **Field of Search** D26/142, 143, D26/149, 150, 118, 74; D8/352; 362/147, 404-409, 364, 365, 368; 248/343, 345, 348; 428/64.1, 64.5, 64.6, 64.3

[56] **References Cited**

U.S. PATENT DOCUMENTS

D. 74,225	1/1928	Holdeman	D26/142
D. 383,869	9/1997	Littman et al.	D26/80
2,966,326	12/1960	Lieberman	248/343

OTHER PUBLICATIONS

Crescent Brass MFG. C. lamp parts catalog, p. 44, canopy #522-C, Group 2900.

Primary Examiner—Susan J. Lucas
Attorney, Agent, or Firm—Kenneth R. Schaefer


[57] **CLAIM**

The ornamental design for three dimensional molded trim for utility openings in building structures, as shown and described.

DESCRIPTION

FIG. 1 is a plan view of a three dimensional molded trim for utility openings in a building structure according to the present invention;
FIG. 2 is a front view of the trim of FIG. 1 according to this invention; and,
FIG. 3 is a bottom view of the trim of FIGS. 1 and 2 according to the present invention.
Rear, left side and right side views (not separately illustrated) of the trim of FIGS. 1, 2 and 3 are identical to FIG. 2 according to the present invention.

1 Claim, 2 Drawing Sheets






FIG. 1



FIG. 2

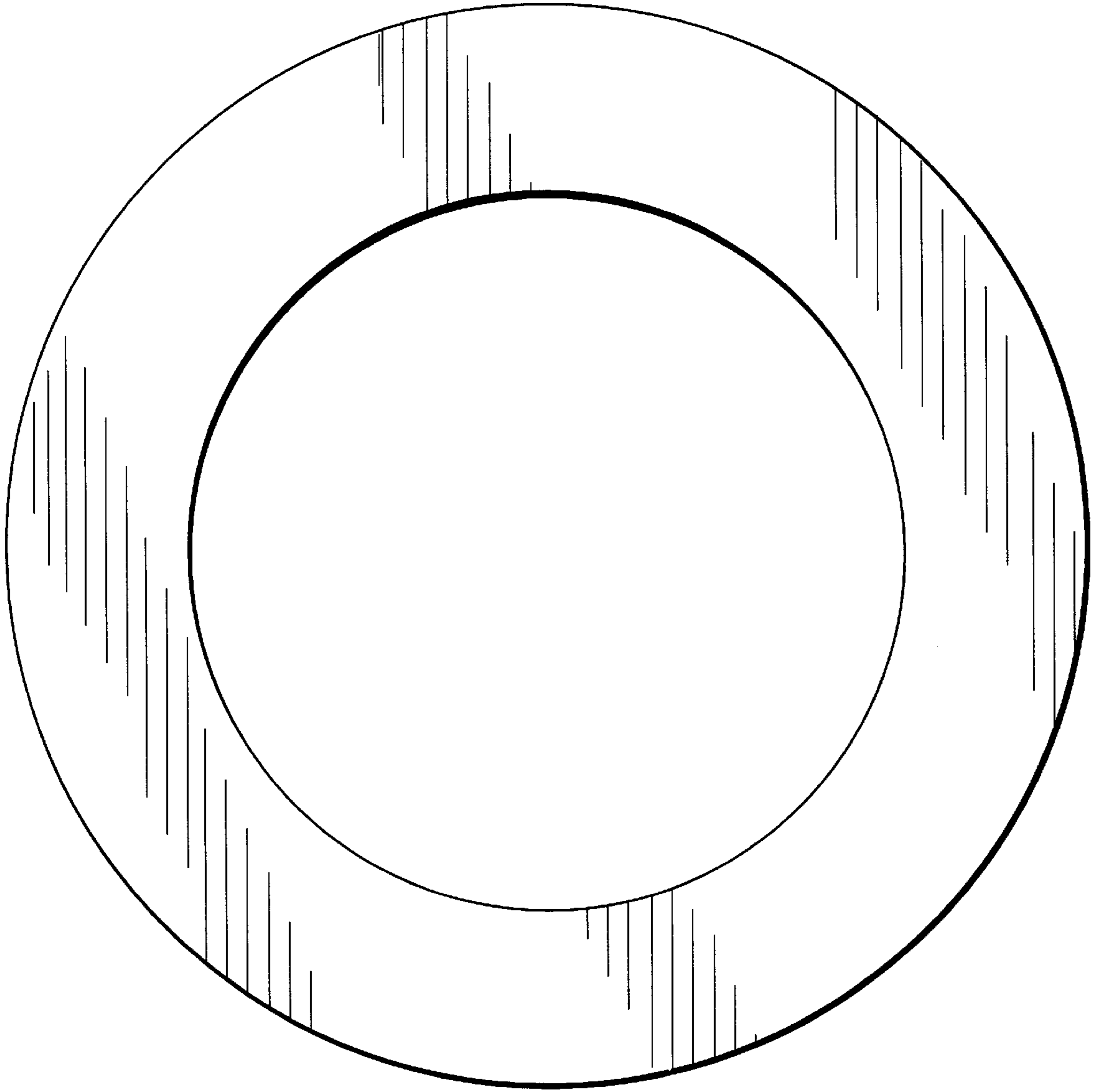


FIG. 3