



US00D427714S

United States Patent [19]
Cohen

[11] **Patent Number: Des. 427,714**
[45] **Date of Patent: ** Jul. 4, 2000**

[54] **LIGHTING FIXTURE BACKPLATE**

[75] Inventor: **Fred Cohen**, Idyllwild, Calif.

[73] Assignee: **Minka Lighting, Inc.**, Corona, Calif.

[**] Term: **14 Years**

[21] Appl. No.: **29/105,401**

[22] Filed: **May 24, 1999**

[51] **LOC (7) Cl.** **26-99**

[52] **U.S. Cl.** **D26/142; D8/352**

[58] **Field of Search** **D26/72, 80-92,**
D26/142, 152, 153, 154, 145; 362/404-409,
432; D8/352

[56] **References Cited**

U.S. PATENT DOCUMENTS

D. 394,325 5/1998 Hsu D26/87

OTHER PUBLICATIONS

Home Lighting and Accessories, Feb. 1996, p. 100, wall lamp plate, top, left.

Home Lighting and Accessories, Apr. 1997, p. 68, wall lamp plate, top right corner.

Primary Examiner—Susan J. Lucas
Attorney, Agent, or Firm—Jenkins & Gilchrist, P.C.

[57] **CLAIM**

The ornamental design for the lighting fixture backplate, as shown and described.

DESCRIPTION

FIG. 1 is a right side elevational view of the lighting fixture backplate in accordance with my design illustrated in the environment of a lamp, the left side being a mirror image thereof;

FIG. 2 is a top plan view of the lighting fixture backplate in accordance with my design, the bottom being identical thereto;

FIG. 3 is a rear side elevational view of the lighting fixture backplate in accordance with my design; and,

FIG. 4 is a front side elevational view of the lighting fixture backplate in accordance with my design.

The broken lines show the environment in which the article is used and are not considered part of the design claimed.

1 Claim, 1 Drawing Sheet






Fig.2

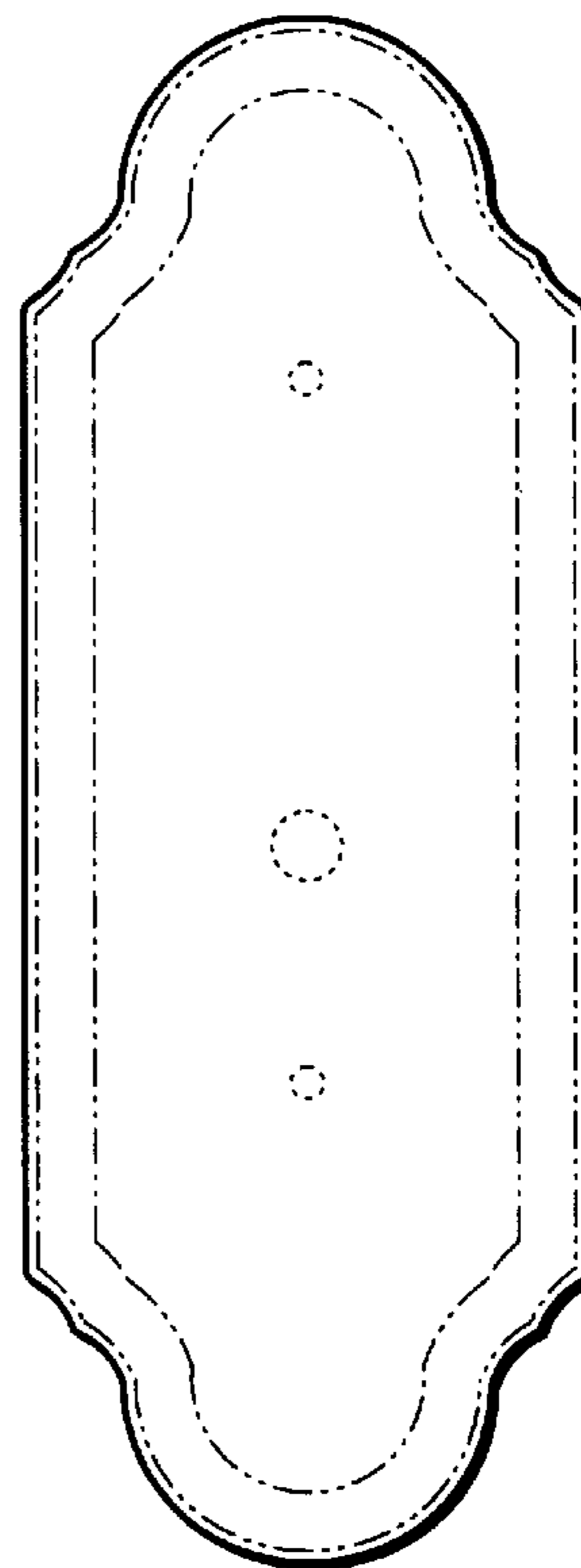


Fig.3

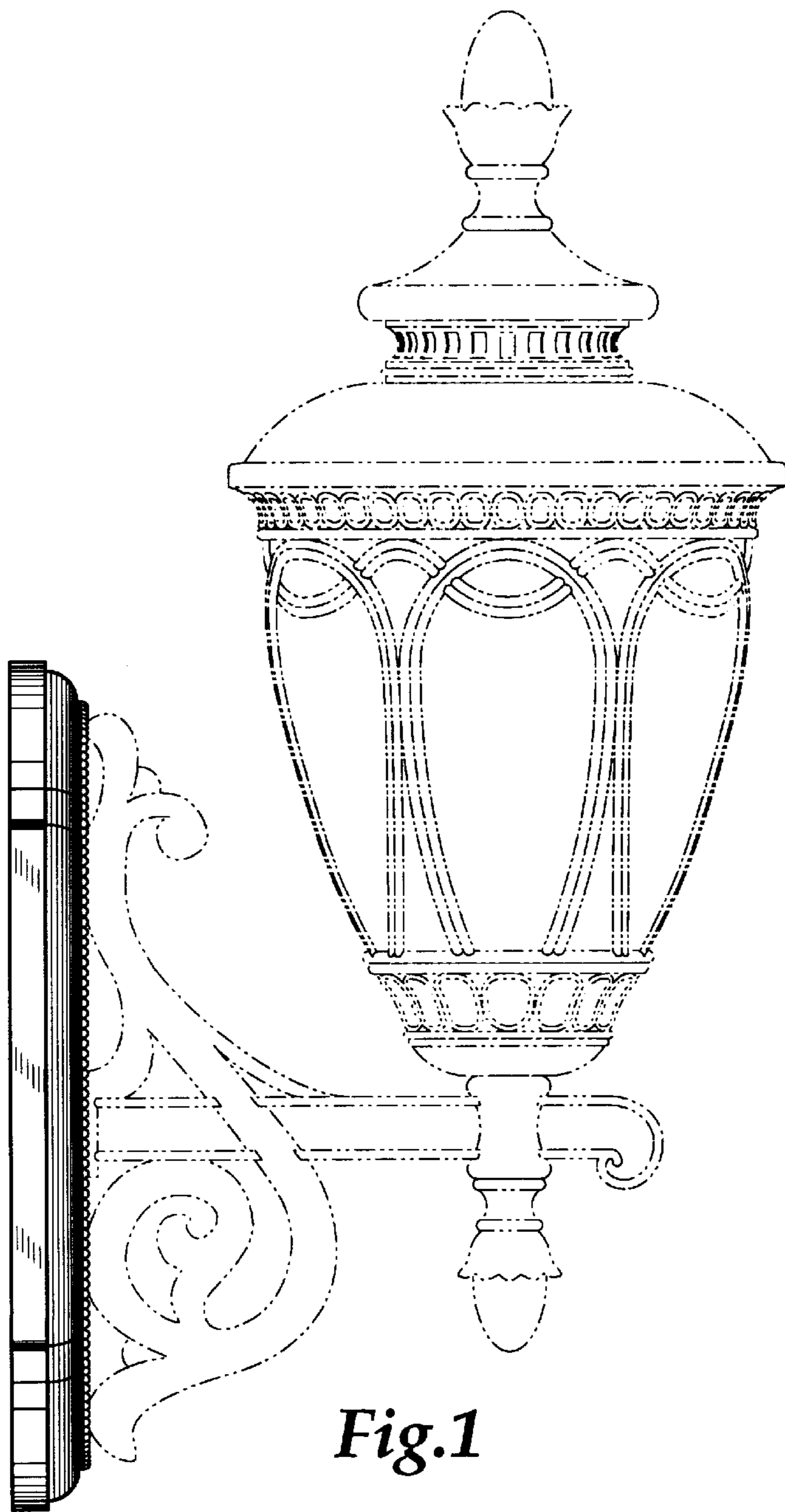


Fig.1

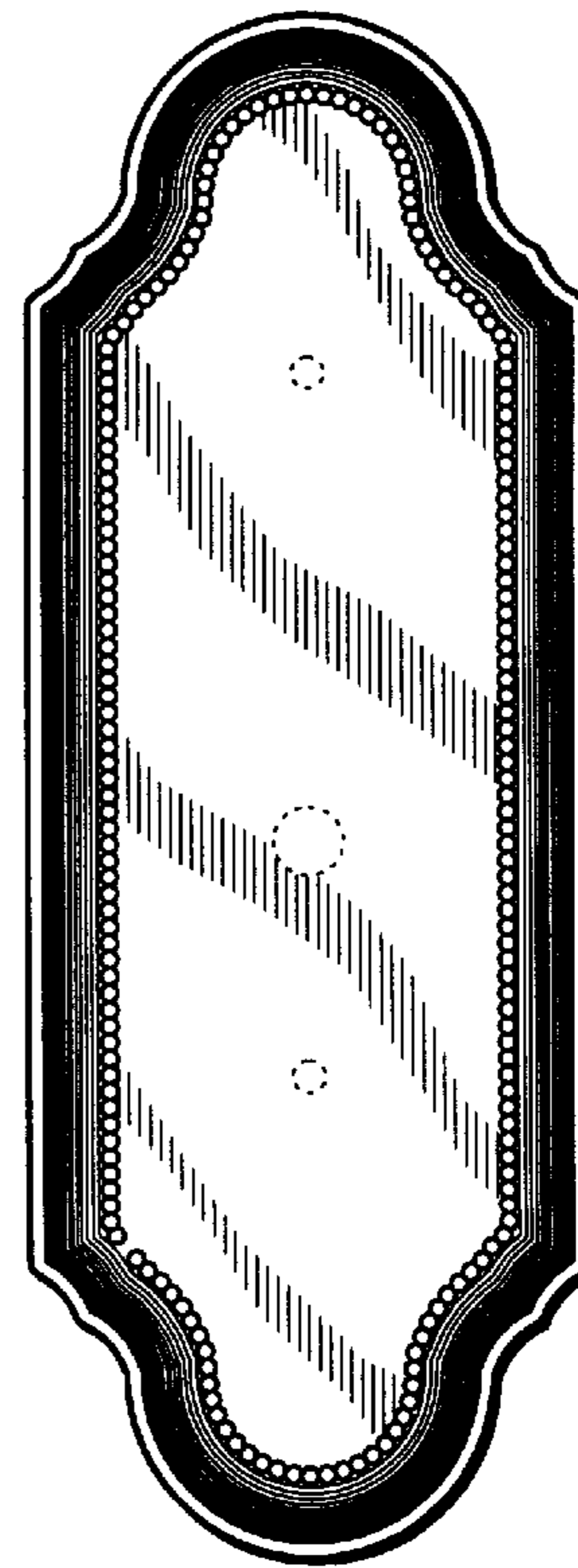


Fig.4