



US00D427695S

# United States Patent [19]

[11] **Patent Number: Des. 427,695**

**Ho**

[45] **Date of Patent: \*\* Jul. 4, 2000**

[54] **ENERGY SAVING LAMP**

[56] **References Cited**

[75] **Inventor: Wing Yuk Ho, N.T., The Hong Kong Special Administrative Region of the People's Republic of China**

**U.S. PATENT DOCUMENTS**

- D. 354,145 1/1995 Matsumura et al. .... D26/3
- D. 411,890 7/1999 Kato et al. .... D26/2
- D. 412,212 7/1999 Kato et al. .... D26/3
- D. 412,758 8/1999 Kato et al. .... D26/3

[73] **Assignee: Mei Ah Lighting Industrial Limited, Fotan, The Hong Kong Special Administrative Region of the People's Republic of China**

*Primary Examiner*—Marcus A. Jackson  
*Attorney, Agent, or Firm*—Rabin & Champagne, P.C.

[\*\*] **Term: 14 Years**

[57] **CLAIM**

The ornamental design for an energy saving lamp, as shown and described.

[21] **Appl. No.: 29/112,561**

**DESCRIPTION**

[22] **Filed: Oct. 20, 1999**

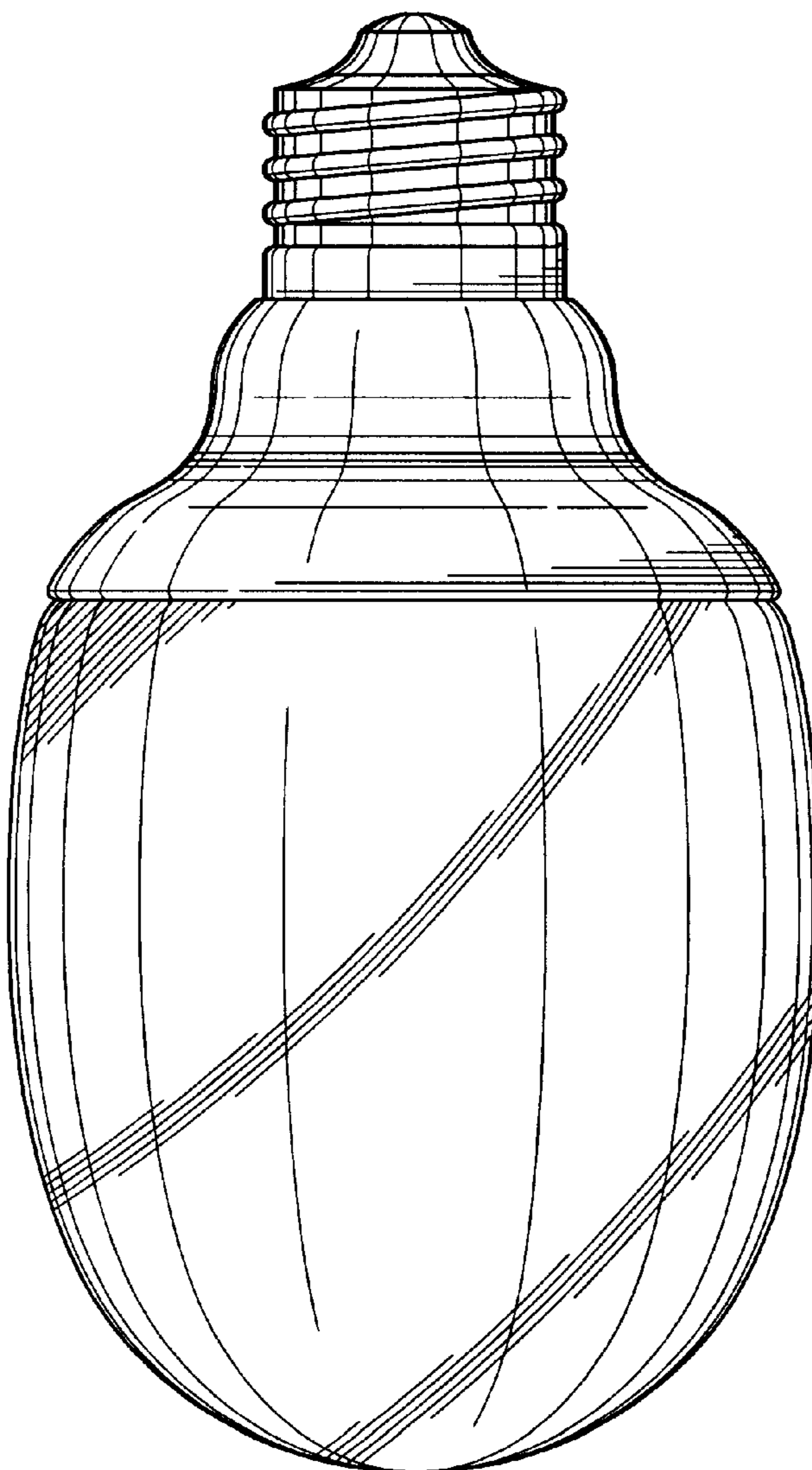
FIG. 1 is a front view thereof; the rear view, left side view and right side view are the same as the front view; FIG. 2 is a top view thereof; and, FIG. 3 is a bottom view thereof.

[51] **LOC (7) Cl. .... 26-06**

[52] **U.S. Cl. .... D26/2**

[58] **Field of Search .... D26/1, 2, 3, 26; 313/313, 315, 317, 318, 493; 315/52, 53, 56, 57**

**1 Claim, 1 Drawing Sheet**






FIG. 1

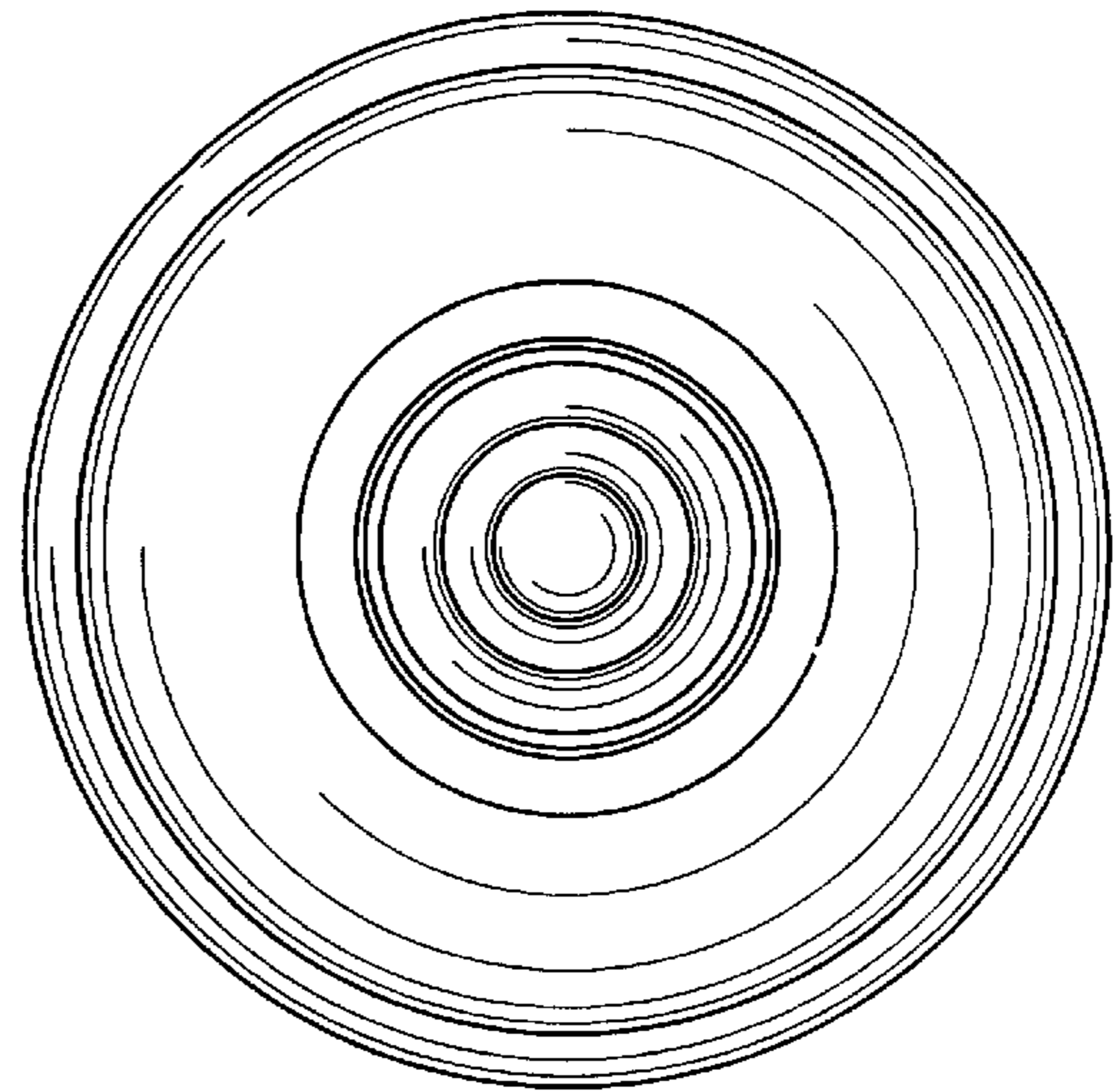


FIG. 2

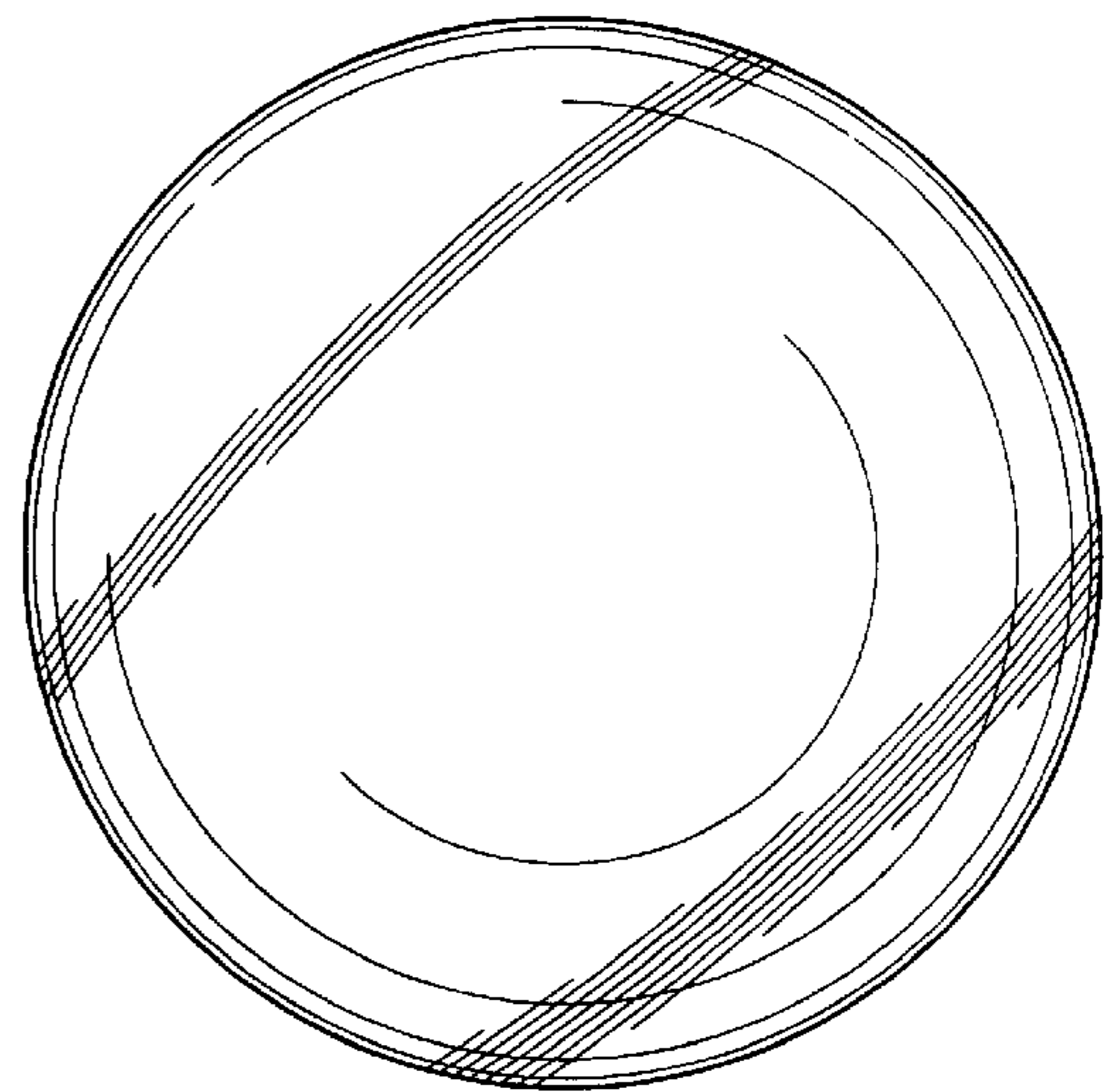


FIG. 3