



US00D427693S

United States Patent [19]

[11] **Patent Number: Des. 427,693**

Mussa

[45] **Date of Patent: ** Jul. 4, 2000**

[54] **SWIMMING POOL FRAME STRUCTURE**

[76] Inventor: **Eduardo Alberto Mussa**, Avenida Pte. Illia/1715, Bella Vista, 1661, Argentina

[**] Term: **14 Years**

[21] Appl. No.: **29/093,080**

[22] Filed: **Sep. 2, 1998**

[51] **LOC (7) Cl. 25-02**

[52] **U.S. Cl. D25/60**

[58] **Field of Search D25/60, 112; 4/496**

[56] **References Cited**

U.S. PATENT DOCUMENTS

D. 232,433	8/1974	Scourtes	D25/80
1,753,427	4/1930	Phillips .	
2,378,159	6/1945	Royer .	
2,749,956	6/1956	Eldred .	
3,416,165	12/1968	Pereira .	
3,466,676	9/1969	Barrera .	
3,534,414	10/1970	Hall .	
3,735,427	5/1973	Ancewicz et al. .	
4,356,933	11/1982	Connolly .	
4,597,113	7/1986	Eymard .	
4,782,538	11/1988	Chisholm et al. .	
4,932,085	6/1990	Saj	4/506
5,083,327	1/1992	Gillebaard .	
5,592,702	1/1997	Gillebaard, Jr. .	

Primary Examiner—Doris Clark
Attorney, Agent, or Firm—Jacobson, Price, Holman & Stern, PLLC

[57] **CLAIM**

The ornamental design for a swimming pool frame structure, as shown and described.

DESCRIPTION

FIG. 1 is a top view showing my new design for a swimming pool frame structure, the portion shown in dotted lines is included for illustrative purposes only,

FIG. 2 is a bottom view thereof, the portion shown in dotted lines is included for illustrative purposes only, and forms no part of the claimed design

FIG. 3 is a front view thereof, the portion shown in dotted lines is included for illustrative purposes only and forms no part of the claimed design and the rear view is a mirror image thereof,

FIG. 4 is a left side view thereof, the portion shown in dotted lines is included for illustrative purposes only and form no part of the claimed design and the right side view is a mirror image thereof,

FIG. 5 is a top view of an alternative embodiment of a swimming pool frame structure showing my new design, the portion shown in dotted lines is included for illustrative purposes only,

FIG. 6 is a bottom view thereof, the portion shown in dotted lines is included for illustrative purposes only, and forms no part of the claimed design

FIG. 7 is a front view thereof, the portion shown in dotted lines is included for illustrative purposes only and forms no part of the claimed design and the rear view is a mirror image thereof,

FIG. 8 is a left side view thereof, the portion shown in dotted lines is included for illustrative purposes only and forms no part of the claimed design and the right side view is a mirror image thereof,


FIG. 9 is a top view of an alternative embodiment of a swimming pool frame structure showing my new design, the portion shown in dotted lines is included for illustrative purposes only, and form no part of the claimed design

FIG. 10 is a bottom view thereof, the portion shown in dotted lines is included for illustrative purposes only, and form no part of the claimed design

FIG. 11 is a front view thereof, the portion shown in dotted lines is included for illustrative purposes only and form no part of the claimed design and the rear view is a mirror image thereof, and,

FIG. 12 is a left side view thereof, the portion shown in dotted lines is included for illustrative purposes only and form no part of the claimed design and the right side view is a mirror image thereof.

1 Claim, 9 Drawing Sheets






FIG. 1




FIG. 2

FIG. 3

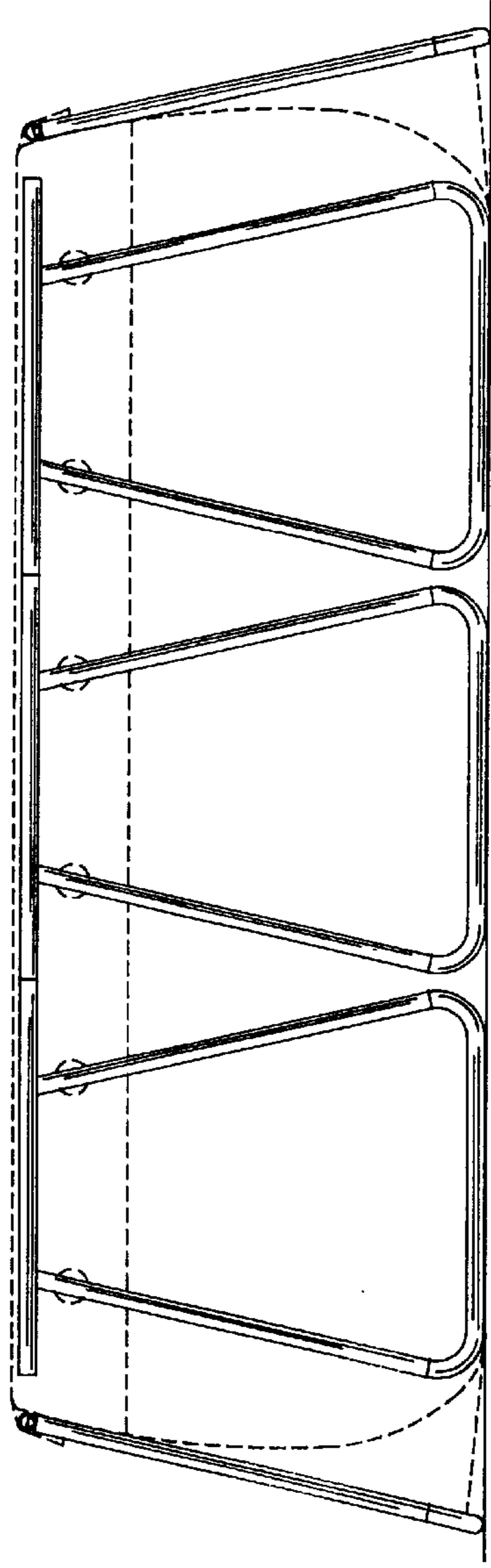
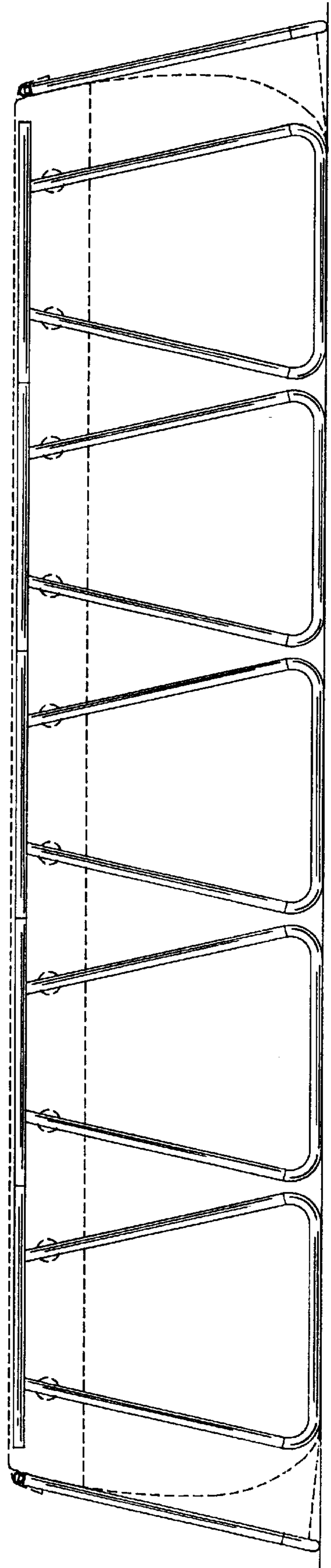


FIG. 4






FIG. 5




FIG. 6

FIG. 7

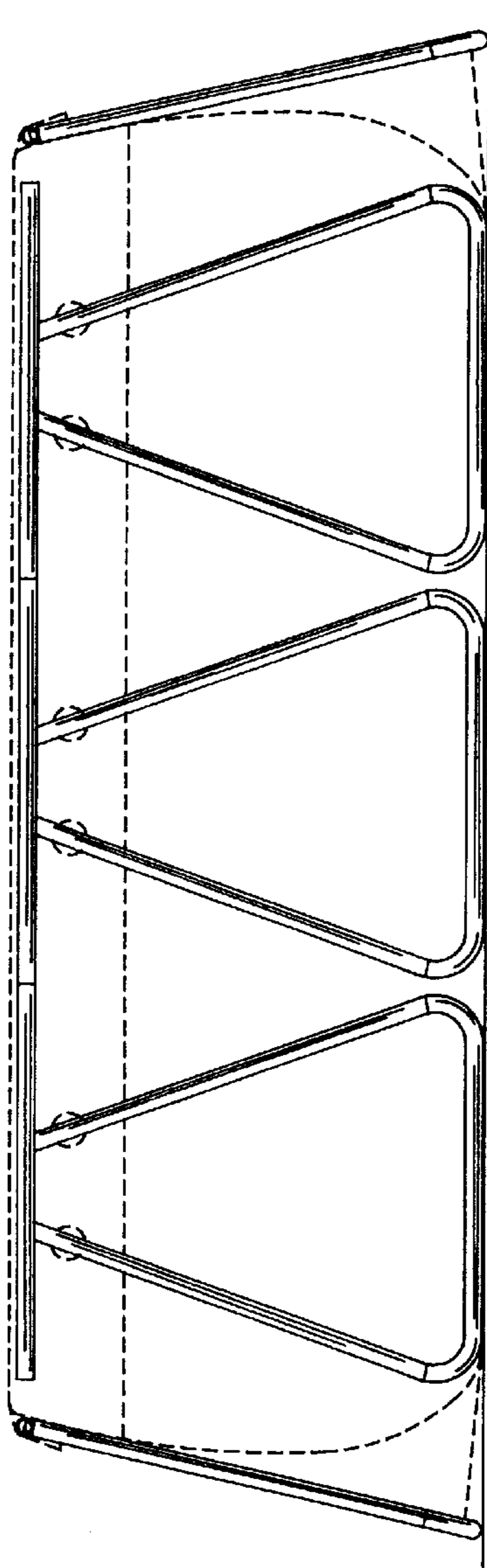
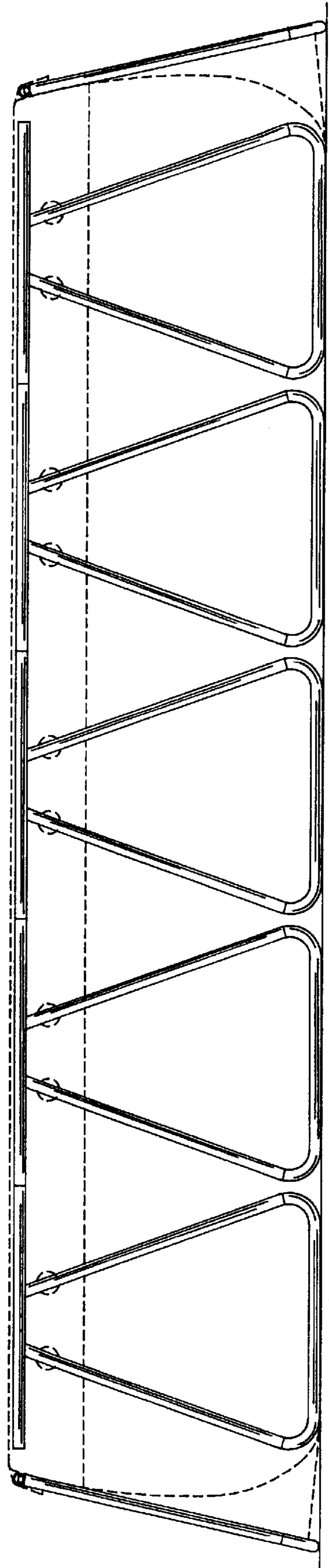


FIG. 8






FIG. 9




FIG. 10

FIG. 11

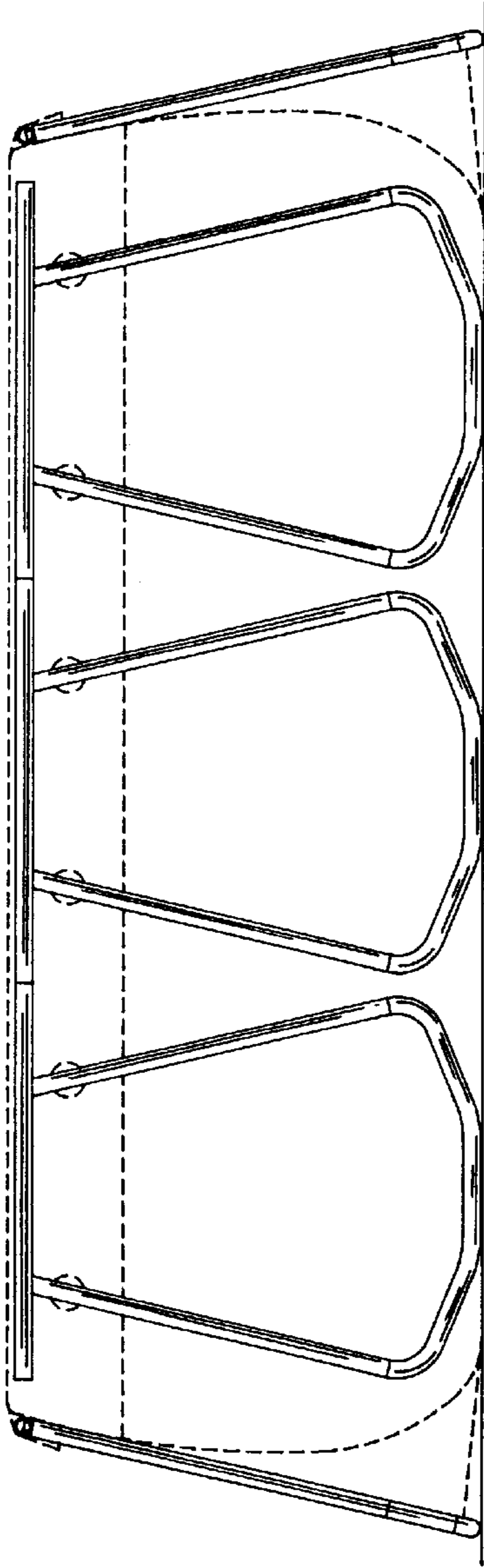


FIG. 12

