



US00D427690S

United States Patent [19] Lie

[11] **Patent Number: Des. 427,690**
[45] **Date of Patent: ** Jul. 4, 2000**

[54] **JET MASSAGER**

[75] Inventor: **Sen-Nen Lie**, Kowloon, The Hong Kong Special Administrative Region of the People's Republic of China

[73] Assignee: **Kolvin Industries Limited**, Kowloon, The Hong Kong Special Administrative Region of the People's Republic of China

[**] Term: **14 Years**

[21] Appl. No.: **29/110,220**

[22] Filed: **Aug. 30, 1999**

[30] **Foreign Application Priority Data**

Jul. 12, 1999 [HK] The Hong Kong Special Administrative Region of the People's Republic of China 9910863

[51] **LOC (7) Cl.** **24-04**

[52] **U.S. Cl.** **D24/201**

[58] **Field of Search** D24/201, 204; 4/541.1, 541.3, 541.4, 541.6

[56] **References Cited**

U.S. PATENT DOCUMENTS

D. 225,783 1/1973 McNair D24/201

D. 229,360 11/1973 McNair D24/201
D. 240,560 7/1976 Talge et al. D24/201
D. 243,040 1/1977 Grube D24/201
D. 311,250 10/1990 Yamasaki D24/201
3,846,848 11/1974 McNair 601/167
4,100,917 7/1978 Talge et al. 601/167
4,665,572 5/1987 Davidson et al. 4/492

Primary Examiner—Stella Reid
Attorney, Agent, or Firm—Merchant & Gould, P.C.

[57] **CLAIM**

The ornamental design for a jet massager, as shown and described.

DESCRIPTION

FIG. 1 is a front elevational view of one embodiment of a jet massager in accordance with my invention;
FIG. 2 is a rear elevational view thereof;
FIG. 3 is a top elevational view thereof;
FIG. 4 is a bottom elevational view thereof;
FIG. 5 is a left side elevational view thereof;
FIG. 6 is a right side elevational view thereof; and,
FIG. 7 is a perspective view thereof.

1 Claim, 7 Drawing Sheets




FIG. 1

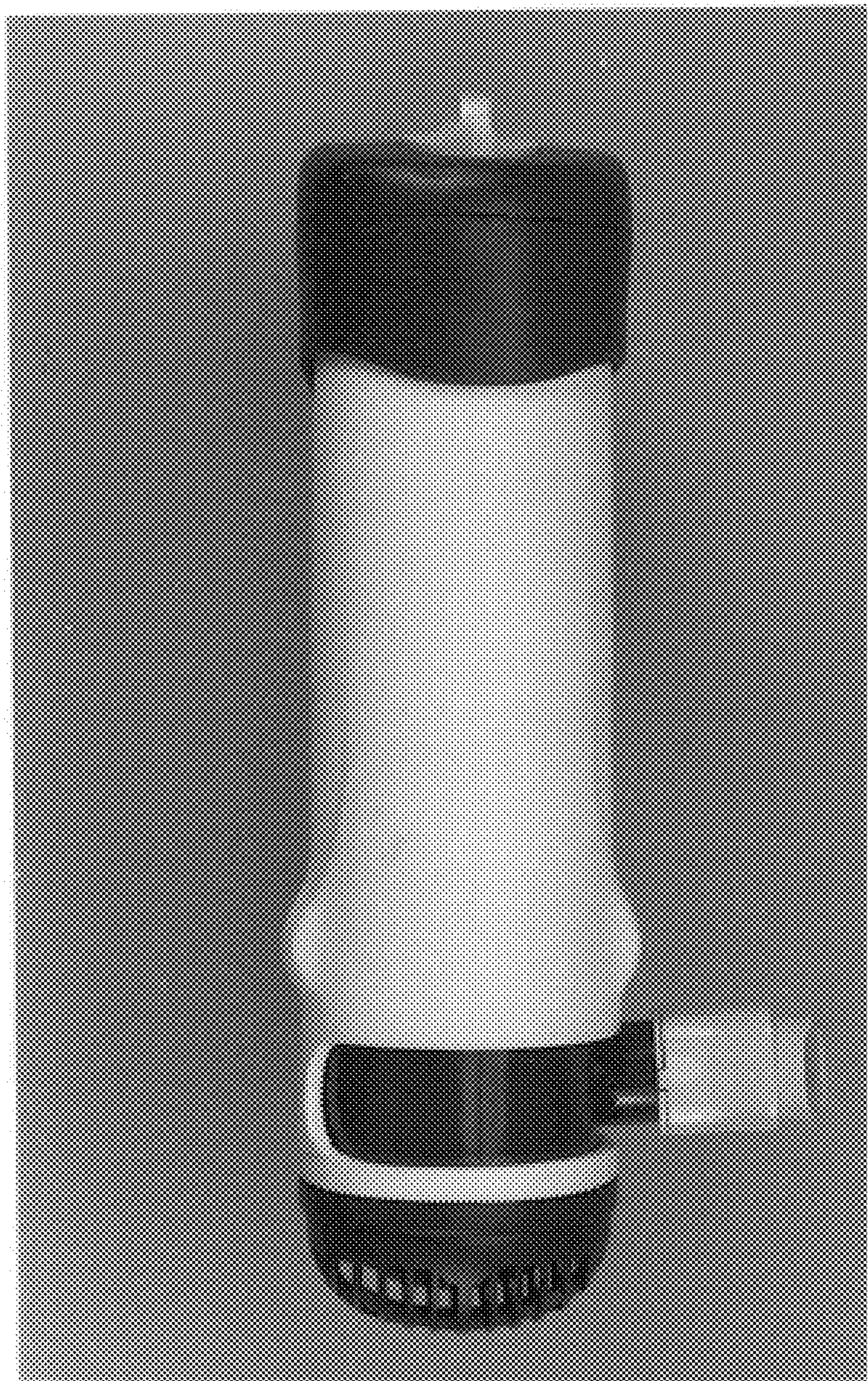


FIG. 2




FIG. 3




FIG. 4



FIG. 5




FIG. 6




FIG. 7

